



**Peace Corps Volunteer  
2009 Annual Volunteer Survey**

**Belize  
October 4, 2009**

**Office of Strategic Information, Research and Planning**

## **Table of Contents**

<b>Introduction to the 2009 Annual Volunteer Survey Report .....</b>	<b>3</b>
<b>Overview of the Post's 2009 Volunteer Survey Respondents.....</b>	<b>4</b>
<b>A. Applying to the Peace Corps.....</b>	<b>6</b>
<b>B. Preparation for the Peace Corps.....</b>	<b>8</b>
<b>C. Your Peace Corps Assignment .....</b>	<b>9</b>
<b>D. Training for Peace Corps Assignment .....</b>	<b>15</b>
<b>E. Volunteer Assignment Goals and Impact.....</b>	<b>19</b>
<b>F. Peace Corps Support.....</b>	<b>28</b>
<b>G. Your Safety and Security .....</b>	<b>36</b>
<b>H. Volunteers working in HIV/AIDS.....</b>	<b>45</b>
<b>I. Your Life in the Peace Corps .....</b>	<b>46</b>
<b>J. Overall Assessment of Peace Corps Service .....</b>	<b>50</b>
<b>K. Activities After Peace Corps Service.....</b>	<b>59</b>

## **Introduction to the 2009 Annual Volunteer Survey Report**

This country report contains the tables and charts from the Volunteers in your country who completed the 2009 Annual Volunteer Survey (AVS). The results provide a picture of the activities, experiences and views of Peace Corps Volunteers in 2009. The results show areas where Volunteers' needs are met and identify areas where improvements may be needed. The survey was fielded from May through August 2009.

A core set of questions was asked of all Volunteers. For the first time, Volunteers were also asked a series of questions relevant to their time in country:

- Volunteers in country 8 or less months were asked about applying to and preparing for the Peace Corps.
- Volunteers in country 18 or less months were asked about the effectiveness of their pre-service training (PST).
- Volunteers in country 19 or more months were asked about their post-service plans, as well as the Peace Corps' resources for their post-service transition.

Tables and graphs are labeled by survey section and the survey question. The tables show the percent of post respondents that selected each choice and the total number of post respondents that answered the question. The number of responses for each question will vary, depending on:

- whether the question was asked of all Volunteers or only the Volunteers in-country a certain number of months and
- how many of the Volunteers who were "eligible" to answer the question did respond.

Most survey questions asked respondents to select only one from a set of choices. The percentages for the "select one" responses add up to 100 percent. Other questions asked Volunteers to "mark all that apply" in situations, for example, where it is likely that respondents are involved in more than one secondary activity. The percentages of the "mark all that apply" responses will total more than 100 percent; each percentage equals the number of respondents selecting that choice divided by the number of respondents who answered the question.

Posts are encouraged to compare these 2009 results with the 2006 and 2008 survey results to note trends and changes over time. Because questions are revised from one survey to the next, a crosswalk between the 2008 and 2009 questions is posted on the OSIRP intranet page under 2009 AVS Reports "Reference Documents." The earlier 2008 survey global, regional and post reports are also posted on the OSIRP Intranet page.

Volunteers' extensive narrative responses to the 29 open-ended questions on the survey are in the post's 2009 Annual Volunteer Survey Open Ended Responses report. All Volunteers' narrative responses to key questions will be analyzed for global themes and presented in a later report.

The number of surveys for each post includes surveys submitted online by Volunteers and completed paper surveys sent to the Peace Corps headquarters for hand-entry into the online survey system. The final count may include mostly completed partial surveys added to the final dataset after the survey closed.

## Overview of the Post's 2009 Volunteer Survey Respondents

This overview presents basic information about the characteristics of Volunteers who completed the 2009 Annual Volunteer Survey at post.

**Completed Surveys by Months in Country**

	8 months or less		9 to 18 months		19 months or more		Total	
	Number	Percent	Number	Percent	Number	Percent	Number	Percent
Months3grp	1	2%	27	53%	23	45%	51	100%

**L1: What is your age?**

	20-29	30-49	50+	Total
AGE3grp	65%	17%	19%	48

**L2: What is your gender?**

	Female	Male	Total
GENDER	57%	43%	47

**Completed surveys by project.**

	Count	Column N %
Business and Organizational Management	9	18%
Healthy Communities	10	20%
Teacher Training	17	35%
Youth Development	10	20%
Other. Please specify	3	6%
Total	49	100%

**C2: Which best describes the focus of your primary assignment/work?**

		Percent	Number
C2	Teacher training	27%	14
	Youth development	20%	10
	Other education	10%	5
	Business education/advising	8%	4
	Other: Please specify	8%	4
	NGO development	6%	3
	Community development	6%	3
	Urban & regional planning/municipal development	4%	2
	Health extension	4%	2
	English teaching	4%	2
	Water sanitation	2%	1
	Agriculture/fish/livestock	2%	1
	HIV/AIDS		
	Forestry/parks		
	Environmental education		
	Math/science teaching		
	Agroforestry		
	Information & communications technology (ICT)		
	<b>Total</b>	<b>100%</b>	<b>51</b>

**C2.TEXT: Which of the following initiatives does your primary work include? Other (specify)**

		PERCENT	NUMBER
C2.TEXT	Open-ended results. Not responsive to request.		
	<b>Total</b>	<b>100%</b>	<b>51</b>

## A. Applying to the Peace Corps

*This section reports Volunteers' motivations in applying and accepting a Peace Corps assignment.*

### A1: How important were the following factors in accepting a PC assignment?

	Not Important	Somewhat important	Important	NA	Total
Different culture			100%		1
Work experience		100%			1
Help others			100%		1
International experience			100%		1
Language			100%		1
Personal growth			100%		1
U. S. job market		100%			1
Serve my country	100%				1
Travel/adventure			100%		1

### A1 OTHER: How important were the following factors in accepting a PC assignment? Other (specify)

	PERCENT	NUMBER
A1_OTHER	100%	51
Total	100%	51

**A2. What prompted you to apply to the PC? Mark all that apply.**

		PCV Responses	% Involved in Initiative	Total PCVs Responding
What prompted you to apply to PC	Other: Please specify	1	100%	
	Returned Peace Corps Volunteer (e.g., someone you met or know personally)			
	Returned Peace Corps Volunteer who spoke to your school or group about the Peace Corps			
	Peace Corps recruiter			
	Peace Corps campus or community information session			
	Article or book about the Peace Corps			
	Radio, TV, or print advertisement			
	Peace Corps material in the mail			
	Peace Corps website			
	Personal interest in the Peace Corps			
	Total			1

Percents may total to more than 100% since Volunteers were asked to "Mark all that apply."

**A2.OTHER.TEXT: What prompted you to apply to the PC? Other (specify)**

		PERCENT	NUMBER
A2.OTHER.TEXT	Open-ended results. Not responsive to request.		
	Total	100%	51

## **B. Preparation for the Peace Corps**

*This section reports on Volunteers' assessment of the materials and information available before their service.*

**B1: How useful was the information on the PC website in preparing you for the realities of living and working as a Volunteer?**

	Not at all 1	2	3	4	Extremely 5	Don't know (did not access information)	Total
B1			100%				1

**B2: How useful were the PC materials about your country in helping you prepare for your service?**

	Not at all 1	2	3	4	Extremely 5	Don't know (did not access information)	Total
B2				100%			1

**B3: How useful were the materials you received from the PC about your primary assignment in helping you prepare for your service?**

	Not at all 1	2	3	4	Extremely 5	Don't know (did not access information)	Total
B3			100%				1

**B4: How useful were the materials you received from the PC regarding the need for flexibility in adapting to your work?**

	Not at all 1	2	3	4	Extremely 5	Don't know (did not access information)	Total
B4		100%					1

**B7: How prepared do you feel to meet the challenges of PC service?**

	Not at all 1	2	3	4	Exceptionally 5	Total
B7				100%		1



## C. Your Peace Corps Assignment

*This section reports Volunteers' primary assignment work and secondary activities. The term "primary assignment" refers to the Volunteers' assignment which is part of an overall project plan designed by your host country partners and in-country Peace Corps staff.*

**C3: Which of the following activities does your primary assignment/work include? Mark all that apply.**

	PCV Responses	% Involved in Initiative	Total PCVs Responding
\$C3PrmAct Working with youth	25	50%	
Literacy	24	48%	
Working with NGO(s)	15	30%	
HIV/AIDS	13	26%	
English teaching	12	24%	
Nutrition education	12	24%	
Rural development	12	24%	
Library development	11	22%	
Business advertising	10	20%	
Sports/fitness	10	20%	
Arts	9	18%	
Girls' education	8	16%	
Income generation	8	16%	
Information and communications technology (ICT)	8	16%	
Water and sanitation	8	16%	
Other: Please specify	7	14%	
WID/GAD	6	12%	
Working with special groups (e.g., disabled, elderly, ethnic minorities, orphans)	6	12%	
World Wise Schools/ Correspondence Match	6	12%	

Environment work	5	10%	
Microenterprise development	5	10%	
Urban development/municipal development	5	10%	
Natural resources management	4	8%	
Biodiversity conservation	3	6%	
Child survival	3	6%	
Household food security	3	6%	
Community food security (production/marketing)	2	4%	
Mobilize host country nationals (HCNs) to volunteer	2	4%	
Total			50

Percents may total to more than 100% since Volunteers were asked to "Mark all that apply."

**C3: Which of the following activities does your primary assignment/work include? Other (specify)**

	Column N %	Count	Row N %
C3.OTHER.TEXT	Open-ended results. Not responsive to request.		
Total		51	100%

**C4: Hours Spent on Primary Assignment During Average Work Week**

	None	1-10 hrs	11-20 hrs	21-30 hrs	31-40 hrs	More than 40 hrs	Total
C4Hrs6grp		15%	17%	34%	32%	2%	47

**C4: How many hours do you spend on your primary assignment during an average work week?**

	All Volunteers	Average	Lowest reported	Highest reported	Did not answer
C4	51	27.5	4	75	4

**C5: Which of the following do your secondary activities (other than your primary assignment work) include? Mark all that apply.**

	PCV Responses	% Involved in Initiative	Total PCVs Responding
\$C5SecAct Working with youth	21	42%	
WID/GAD	16	32%	
Arts	15	30%	
HIV/AIDS	15	30%	
Sports/fitness	15	30%	
Library development	10	20%	
English teaching	9	18%	
Girls' education	9	18%	
Literacy	9	18%	
Nutrition education	9	18%	
Other: Please specify	9	18%	
Working with NGO(s)	8	16%	
Income generation	7	14%	
Information and communications technology (ICT)	7	14%	

Working with special groups (e.g., disabled, elderly, ethnic minorities, orphans)	7	14%
World Wise Schools/ Correspondence Match	7	14%
Mobilize host country nationals (HCNs) to volunteer	5	10%
Business advertising	4	8%
Environment work	4	8%
Rural development	4	8%
Child survival	2	4%
Community food security (production/marketing)	2	4%
Household food security	2	4%
Microenterprise development	2	4%
Urban development/municipal development	2	4%
Water and sanitation	1	2%
Biodiversity conservation		
Natural resources management		
Total		50

Percents may total to more than 100% since Volunteers were asked to "Mark all that apply."

**C5: Which of the following do your secondary activities include? Other (specify)**

	Column N %	Count	Row N %
C5.OTHER.TEXT	Open-ended results. Not responsive to request.		
Total		51	100%

**C5: No Secondary Activities**

		Percent	Number
C5.NONE	No	100%	51
	Yes		
	Total	100%	51

**C6: Hours Spent on Secondary Activities During Average Work Week**

	None	1-10 hrs	11-20 hrs	21-30 hrs	31-40 hrs	More than 40 hrs	Total
C6Hrs6grp		69%	22%	6%	2%		49

**C6. How many hours do you spend on secondary activities during an average work week?**

	All Volunteers	Average	Lowest reported	Highest reported	Did not answer
C6	51	11.3	1	35	2

**C7: How personally satisfying is your--?**

	Not at all 1	2	3	4	Exceptionally 5	Total
Primary assignment		16%	31%	29%	24%	51
Secondary project/activities	2%	8%	25%	27%	38%	48

## **D. Training for Peace Corps Assignment**

*This section reports Volunteers' assessments of the effectiveness of their Pre-Service Training and In-Service Training at post. In-Service Training (IST) includes: Reconnect; Technical IST; Mid-Service and Close of Service conferences; project management/leadership conferences; and other post-sponsored training sessions.*

**D1: (PCVs at post 18 months or less) How effective was your Pre-Service Training (PST) in preparing you to--**

	Not effective	Poor	Adequate	Effective	Very Effective	NA/No training	Total
Manage cultural differences			46%	25%	25%	4%	28
Deal with adjustment issues		4%	37%	37%	19%	4%	27
Work with counterparts/community partners	7%	18%	39%	25%	7%	4%	28
Use language needed in work and social interactions	21%	29%	18%	18%	11%	4%	28
Perform technical aspects of your work	7%	18%	25%	32%	14%	4%	28
Work on your project goals and objectives	7%	7%	43%	32%	7%	4%	28
Conduct a participatory community needs assessment (e.g., PACA)			39%	39%	18%	4%	28
Monitor your project goals and outcomes	4%	11%	37%	33%	11%	4%	27
Maintain your physical health		7%	29%	43%	18%	4%	28
Maintain your mental/emotional health		4%	32%	46%	11%	7%	28
Maintain your personal safety and security		4%	11%	43%	36%	7%	28

**D5: How effective was your In-Service Training (IST) in preparing you to--**

	Not effective	Poor	Adequate	Effective	Very Effective	NA/No training	Total
Manage cultural differences	6%	12%	35%	25%	10%	12%	51
Deal with adjustment issues	8%	12%	29%	25%	14%	12%	51
Build and strengthen working relationships with counterparts/community partners	6%	6%	32%	32%	22%	2%	50
Use language needed in work and social interactions	17%	21%	10%	21%	12%	19%	48
Perform technical aspects of your work	4%	12%	27%	35%	20%	2%	49
Work on your project goals and objectives	2%	16%	20%	33%	24%	6%	51
Conduct a participatory community needs assessment (e.g.,PACA)	4%	4%	22%	35%	33%	2%	51
Monitor project goals and outcomes	2%	10%	22%	43%	22%	2%	51
Maintain your physical health	2%	16%	20%	29%	22%	12%	51
Maintain your mental/emotional health	4%	6%	27%	31%	20%	12%	51
Maintain your personal safety and security	4%	4%	14%	37%	37%	4%	51



**D8: Did you have this skill before joining the Peace Corps?**

	No/ No answer	Yes	Total
Skills specific to my assignment	19	32	51
Assessing community needs	36	15	51
Organizing/implementing community activities	21	30	51
Building capacity of local organizations	37	14	51
Monitoring, reporting, and evaluating my work	20	31	51
Designing and implementing training sessions	29	22	51

**D8: Is the skill needed for your Peace Corps work?**

	No/ No answer	Yes	Total
Skills specific to my assignment	2	47	49
Assessing community needs	2	47	49
Organizing/implementing community activities	4	46	50
Building capacity of local organizations	4	46	50
Monitoring, reporting, and evaluating my work	1	49	50
Designing and implementing training sessions	4	45	49

**D8: Have you had adequate Peace Corps training to acquire the skill?**

	No/ No answer	Yes	Total
Skills specific to my assignment	16	23	39
Assessing community needs	4	42	46
Organizing/implementing community activities	17	27	44
Building capacity of local organizations	19	29	48
Monitoring, reporting, and evaluating my work	7	38	45
Designing and implementing training sessions	13	30	43

## **E. Volunteer Assignment Goals and Impact**

*This section reports Volunteers' self-assessments of their impact on the individuals and organizations in the communities in which they serve. At the end of this section, Volunteers' third goal activities, participation in Coverdell World Wise School/Correspondence Match (CWWS/CM) and use of Peace Corps resources to support their work are reported in questions.*

**E1: To what extent does your Volunteer work assignment address the following?**

	Not at all 1	2	3	4	Exceptionally 5	NA	Total
Meets the objectives of the project plan	2%	8%	27%	47%	14%	2%	51
Builds local capacity for sustainability	2%	18%	39%	27%	14%		51
Involves local people in planning and implementing activities	2%	12%	27%	37%	22%		51
Complements other local development activities	2%	8%	33%	33%	18%	6%	51
Transfers skills to host country individuals and organizations		8%	35%	33%	24%		51
Mobilizes host country nationals (HCNs) to volunteer	12%	31%	29%	12%	10%	4%	48
Helps promote a better understanding of Americans on the part of the peoples served (goal 2)	6%	12%	22%	33%	27%		51
Helps promote a better understanding of other peoples on the part of Americans (goal 3)	6%	12%	16%	33%	31%	2%	51

**E2: To what extent does your host community--?**

	Not at all 1	2	3	4	Exceptionally 5	NA	Total
Need the assistance that you provided			9%	64%	27%		22
Want the assistance that you provided		5%	23%	32%	41%		22

**E3: How much impact does your assignment have on the capacities of your host counterparts/community partners?**

	None 1	2	3	4	Exceptional 5	NA	Total
Ability to access information (e.g., library, Internet, etc.)	10%	14%	24%	24%	24%	6%	51
Leadership skills	6%	8%	40%	34%	12%		50
Planning and management	2%	16%	33%	24%	24%	2%	51
Problem solving/critical thinking	4%	12%	43%	25%	14%	2%	51
Self-esteem	6%	16%	36%	30%	12%		50
Technical skills	4%	10%	29%	39%	16%	2%	51
Use of local resources	6%	12%	30%	30%	18%	4%	50
Use of external resources (e.g., grants, international NGOs)	10%	12%	16%	34%	20%	8%	50
Better understanding of Americans	12%	8%	18%	31%	29%	2%	51
Other: Please specify below	4%			4%	8%	85%	26

**E3: How much impact does your assignment have on the capacities of your host counterparts/community partners? Other (specify)**

	Column N %	Count	Row N %
E3_OTHER	Open-ended results. Not responsive to request.		
Total		51	100%

**E4: How much impact does your assignment have on the capacities of your host individuals with whom you work?**

	None 1	2	3	4	Exceptional 5	NA	Total
Ability to access information (e.g., library, Internet, etc.)	8%	14%	24%	18%	28%	8%	50
Leadership skills		8%	24%	36%	28%	4%	50
Planning and management		14%	36%	20%	26%	4%	50
Problem solving/critical thinking		12%	24%	39%	20%	6%	51
Self-esteem	6%	8%	16%	43%	24%	4%	51
Technical skills		14%	18%	39%	24%	6%	51
Use of local resources	4%	10%	34%	32%	16%	4%	50
Use of external resources (e.g., grants, international NGOs)	16%	18%	12%	24%	18%	14%	51
Better understanding of Americans	4%	6%	12%	34%	38%	6%	50
Other: Please specify below	8%		4%		8%	80%	25

**E4: How much impact does your assignment have on the capacities of your host individuals with whom you work? Other (specify)**

	Column N %	Count	Row N %
E4_OTHER	Open-ended results. Not responsive to request.		
Total		51	100%

**E5: To what extent does your assignment enhance the capacities of organizations with whom you work?**

	None 1	2	3	4	Exceptional 5	NA	Total
Identifying and prioritizing organizational needs	2%	8%	26%	34%	22%	8%	50
Leadership	4%	8%	30%	38%	12%	8%	50
Management	4%	8%	28%	32%	16%	12%	50
Monitoring and evaluation	8%	14%	29%	24%	12%	12%	49
Planning and implementing organizational activities	4%	12%	22%	32%	22%	8%	50
Teamwork/participatory decision-making	4%	8%	31%	24%	24%	8%	49
Use of local resources	6%	8%	24%	34%	18%	10%	50
Ability to mobilize, manage, and sustain local volunteers	8%	16%	24%	16%	16%	20%	50
Other: Please specify below	4%		4%			91%	23

**E5: To what extent does your assignment enhance the capacities of organizations with whom you work? Other (specify)**

	Column N %	Count	Row N %
E5_OTHER	100%	51	
Total		51	100%

**E6: How effective have you been in transferring knowledge and skills to help the following persons or groups build their capacities?**

	Not at all 1	2	3	4	Exceptionally 5	NA	Total
Your counterpart/community partner	6%	8%	37%	39%	8%	2%	51
Another institution/organization	2%	16%	16%	40%	14%	12%	50
Members of your host community	2%	10%	34%	30%	20%	4%	50
Other: Please specify below	5%					95%	22

**E7: To what extent have HC individuals gained a better understanding of Americans? Includes "Too early to tell."**

	Not at all	Minimally	Moderately	Considerably	Exceptionally	Too early to tell	Total
E7	0%	4%	32%	46%	16%	2%	50

**E7: To what extent have HC individuals gained a better understanding of Americans? Excludes "Too early to tell."**

	Not at all	Minimally	Moderately	Considerably	Exceptionally	Total
E7		4%	33%	47%	16%	49

**E9. In which of the following third goal activities have you participated during your PC service?**

	PCV Responses	% Doing This	Total PCVs Responding
\$E9Goal3Acts Electronic updates	43	88%	
Hosting American visitors	38	78%	
Personal website or blog	26	53%	
Enrollment in the CWWS/CMS program	20	41%	
Hard copy/paper update	15	31%	
Pen pal program/letter exchange	11	22%	
While on home leave, spoke at a school or community group	9	18%	
Podcasted/created a slide show or video posted online	3	6%	
Other please specify	3	6%	
Peace Corps Week activities	1	2%	
Total			

**E9: When asked about third goal activities, Volunteer answered "No involvement in third goal activities."**

	Have done third goal activities	No third goal activities	Total
Peace Corps' third goal is to "help promote a better understanding of other peoples on the part of Americans." In which of the following third goal activities, including your contact with family and friends, have you participated during your Peace Corps	98%	2%	51



**E10: Would you recommend participation in the CWWS CMS to other Volunteers?**

	I have not participated in CWWS/CM.	I have participated in CWWS/CM & would recommend it	I have participated in CWWS/CM and would NOT recommend it	Total
E10	57%	37%	7%	46

**E11: To what extent have Americans gained a better understanding of HCNs? Includes "Too early to tell."**

	Not at all	Minimally	Moderately	Considerably	Exceptionally	Too early to tell	Total
E11	0%	4%	20%	53%	20%	2%	49

**E11: To what extent have Americans gained a better understanding of HCNs? Excludes "Too early to tell."**

	Not at all	Minimally	Moderately	Considerably	Exceptionally	Total
E11		4%	21%	54%	21%	48

**E12: Which of the following resources have been useful to you in your third goal activities?**

	Yes
Coverdell World Wise Schools staff (Useful)	12
Contact with other Peace Corps staff in Washington, D.C. (Useful)	8
Information at staging (Useful)	25
Information from your post sent to you before departure (Useful)	30
Internet (Useful)	39
Invitation kits (Useful)	25
Material in staging packet (Useful)	25
Peace Corps staff at post (e.g., World Wise School contact) (Useful)	22
Recruiting (Useful)	19
Resources available from Coverdell World Wise Schools (Useful)	16
Resources available on Peace Corps website (e.g., third goal section) (Useful)	22
Training on third goal (Useful)	13
Other: Please specify below (Useful)	1

**E12: Which of the following resources would/will be helpful to you in your third goal activities?**

	Yes
Coverdell World Wise Schools staff (Would be helpful)	13
Contact with other Peace Corps staff in Washington, D.C. (Would be helpful)	16
Information at staging (Would be helpful)	8
Information from your post sent to you before departure (Would be helpful)	7
Internet (Would be helpful)	4
Invitation kits (Would be helpful)	8
Material in staging packet (Would be helpful)	6
Peace Corps staff at post (e.g., World Wise School contact) (Would be helpful)	9
Recruiting (Would be helpful)	7
Resources available from Coverdell World Wise Schools (Would be helpful)	11
Resources available on Peace Corps website (e.g., third goal section) (Would be helpful)	12
Training on third goal (Would be helpful)	15

**E12: Other useful/helpful resources? Other (specify)**

	Column N %	Count	Row N %
E12_OTHER	Open-ended results. Not responsive to request.		
Total		51	100%

**E13: Do you know about the Peace Corps Partnership Program (PCPP)?**

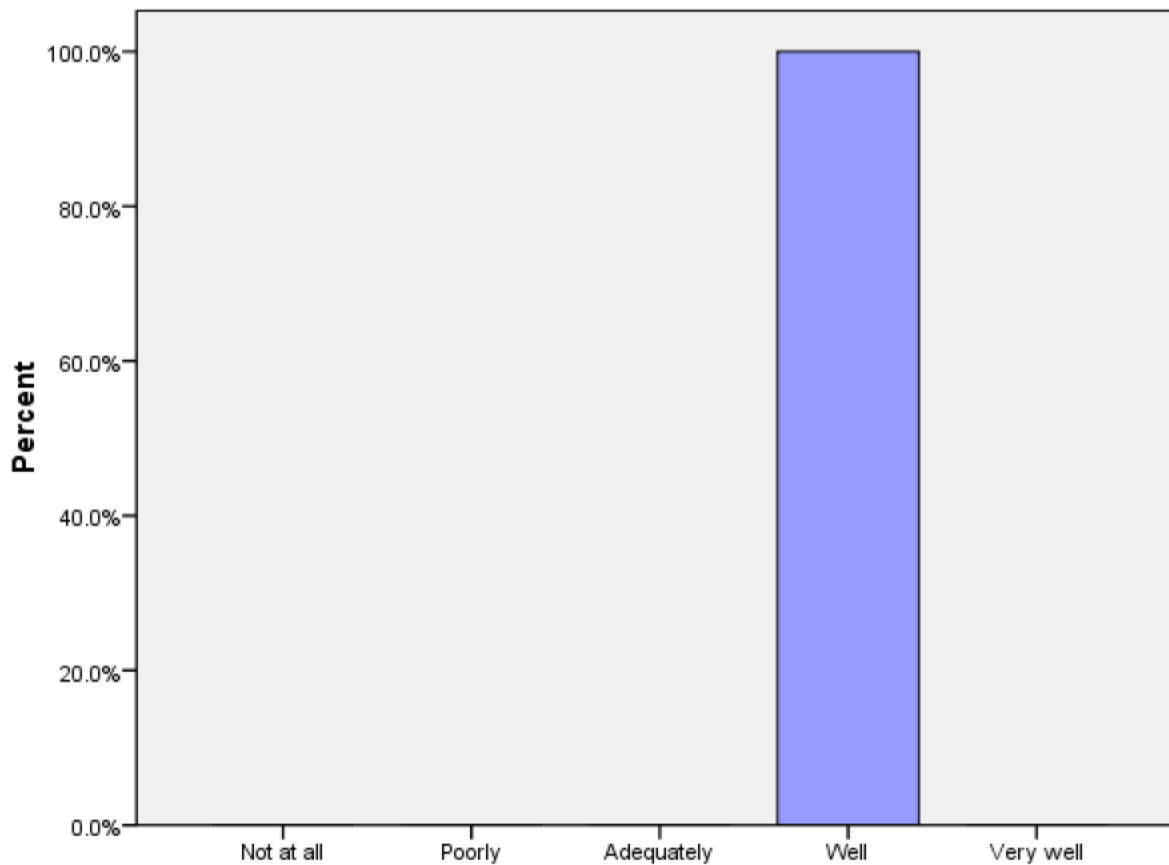
	No	Yes, but I haven't used it.	Yes, I have used it.	Total
E13	18%	66%	16%	50

## **F. Peace Corps Support**

*This section reports Volunteers' assessments of in-country Peace Corps.*

**F1 (PCVs at post 9+ months): How prepared for your arrival were the host people with whom you work?**

	Not at all	Poorly	Adequately	Well	Very well	Total
F1				100%		1



**F1: When you arrived at your community, how prepared for your arrival were the host people with whom you work?**

**F2: How satisfied are you with the health care you received from your PCMO(s)?**

	Not at all	Minimally	Adequately	Considerably	Exceptionally	Not Used	Total
F2	2%	8%	18%	26%	44%	2%	50

**F3: How satisfied are you with the following support provided by in-country PC staff?**

	Not at all 1	2	3	4	Completely 5	NA	Total
Administrative/logistical		8%	10%	33%	49%		49
Cross-cultural	6%	8%	32%	26%	28%		50
Emotional	2%	6%	29%	33%	27%	4%	49
Feedback on my work reports	6%	18%	32%	24%	20%		50
Job assignment	10%	20%	20%	27%	22%		49
Language learning	22%	27%	22%	18%	10%		49
Medical	6%	4%	22%	20%	44%	4%	50
Safety and security		4%	12%	24%	58%	2%	50
Site selection/preparation	20%	14%	30%	14%	22%		50
Technical skills	10%	16%	28%	22%	20%	4%	50

**F4: How satisfied are you with the PC time and resources allocated to mental health/adjustment issues?**

	Not at all satisfied 1	2	3	4	Completely satisfied 5	Total
F4	8%	14%	22%	26%	30%	50

**F5: What level of PC support have you received to help cope with stress from issues such as HIV/AIDS, food insecurity, etc. in your community? (Including PCVs w/no need for support)**

	No support	Minimal support	Adequate support	Considerable support	Exceptional support	NA / I have no need for support	Total
F5		10%	22%	8%	12%	48%	50

**F5: What level of PC support have you received to help cope with stress from issues such as HIV/AIDS, food insecurity, etc. in your community? (Excluding PCVs w/no need for support)**

	No support	Minimal support	Adequate support	Considerable support	Exceptional support	Total
F5	0%	19%	42%	15%	23%	26

**F6: How would you rate your interaction with the Country Director in terms of the following?**

	Not adequate	Adequate	Total
Responsiveness to my issues	2%	98%	50
Informative content	0%	100%	50
My comfort level discussing issues	14%	86%	49
Adequacy of visits	26%	74%	50

**F6: How would you rate your interaction with the PTO/SRPTC in terms of the following?**

	Not adequate	Adequate	Total
Responsiveness to my issues	4%	96%	49
Informative content	2%	98%	48
My comfort level discussing issues	4%	96%	49
Adequacy of visits	16%	84%	49

**F6: How would you rate your interaction with the APCD/Program Manager in terms of the following?**

	Not adequate	Adequate	Total
Responsiveness to my issues	26%	74%	50
Informative content	28%	72%	50
My comfort level discussing issues	38%	62%	50
Adequacy of visits	22%	78%	49

**F6: How would you rate your interaction with the PCMO in terms of the following?**

	Not adequate	Adequate	Total
Responsiveness to my issues	13%	87%	47
Informative content	15%	85%	48
My comfort level discussing issues	15%	85%	48
Adequacy of visits	17%	83%	48

**F6: How would you rate your interaction with the Safety and Security Coordinator in terms of the following?**

	Not adequate	Adequate	Total
Responsiveness to my issues	6%	94%	49
Informative content	2%	98%	50
My comfort level discussing issues	2%	98%	50
Adequacy of visits	8%	92%	50

**F6: How would you rate your interaction with the Training Manager in terms of the following?**

	Not adequate	Adequate	Total
Responsiveness to my issues	6%	94%	47
Informative content	11%	89%	46
My comfort level discussing issues	17%	83%	47
Adequacy of visits	19%	81%	48

**F6: How would you rate your interaction with administrative staff in terms of the following?**

	Not adequate	Adequate	Total
Responsiveness to my issues	2%	98%	49
Informative content	9%	91%	47
My comfort level discussing issues	10%	90%	49
Adequacy of visits	12%	88%	49

**F6: How would you rate your interaction with other post staff (please specify) in terms of the following?**

	Not adequate	Adequate	Total
Responsiveness to my issues	12%	88%	8
Informative content	12%	88%	8
My comfort level discussing issues	20%	80%	5
Adequacy of visits	17%	83%	6



**F7: To what extent is your CD aware of Volunteer issues and concerns through interactions with Volunteers?**

	Not at all	Minimally	Adequately	Considerably	Completely	Total
F7		6%	18%	50%	26%	50

**F8: What is the most effective way you use to communicate with PC staff?**

Most effective	Email/ Internet	51%	25
	Cellphone (voice)	20%	10
	In-person visits	12%	6
	Text messaging	6%	3
	Telephone at residence or work	6%	3
	Other. Please specify	4%	2
	Telephone not at residence or work		
	Letters		
	CB radio		
	Total	100%	49

**F8: What is the second most effective way you use to communicate with PC staff?**

Second most effective	Cellphone (voice)	52%	26
	Email/ Internet	16%	8
	Text messaging	10%	5
	Telephone at residence or work	10%	5
	In-person visits	8%	4
	Telephone not at residence or work	4%	2
	Other. Please specify		
	Letters		
	CB radio		
	Total	100%	50

**F8: What is the third most effective way you use to communicate with PC staff?**

(C11_THREE) Third most effective	In-person visits	41%	20
	Email/ Internet	27%	13
	Telephone at residence or work	14%	7
	Text messaging	12%	6
	Letters	4%	2
	Cellphone (voice)	2%	1
	Other. Please specify		
	Telephone not at residence or work		
	CB radio		
Total	100%	49	

**F9: How do you rate the effectiveness of your communication resources for contacting in-country PC staff?**

	Very poor	Poor	Adequate	Good	Excellent	Total
F9			12%	33%	55%	49

## **G. Your Safety and Security**

*This section reports on how safe and informed about their safety Volunteers feel. Their experiences with reported and unreported crimes are summarized.*

### **G1: How safe do you feel...?**

	Not at All Safe	Often Safe	Adequately Safe	Usually Safe	Very Safe	Total
Where you live		12%	10%	26%	52%	50
Where you work			14%	12%	74%	50
When you travel in-country		2%	14%	54%	30%	50
City where main Peace Corps office is located			6%	32%	62%	50

### **G2: Please indicate the number of times you experienced the following types of discrimination/harassment.**

	Never	Once	2-5 times	6-10 times	11-25 times	26+ times	Total
Age	95.0%	2.5%		2.5%			40
Anti-American	67.5%	10.0%	10.0%	2.5%	5.0%	5.0%	40
Disability	97.6%		2.4%				41
Gender	87.5%	2.5%	5.0%	2.5%		2.5%	40
Racial/color	73.2%	9.8%	4.9%	2.4%	2.4%	7.3%	41
Religious	95.2%		2.4%		2.4%		42
Sexual (verbal)	65.8%	2.6%	10.5%	2.6%	2.6%	15.8%	38
Sexual (physical)	92.5%	5.0%		2.5%			40
Sexual orientation	97.5%		2.5%				40

**G2: Please indicate the number of times you reported discrimination/harassment events to PC.**

	Never	Once	2-5 times	6-10 times	11-25 times	26+ times	Total
Age	100.0%						3
Anti-American	92.3%	7.7%					13
Disability	100.0%						1
Gender	100.0%						6
Racial/color	90.9%		9.1%				11
Religious	100.0%						2
Sexual (verbal)	88.9%	5.6%	5.6%				18
Sexual (physical)	75.0%	25.0%					4
Sexual orientation	100.0%						2

**G3: Please indicate the number of times you experienced the following types of crimes.**

	Never	Once	2-5 times	6-10 times	11-25 times	26+ times	Total
Burglary	87.8%	9.8%	2.4%				41
Theft	62.2%	22.2%	15.6%				45
Robbery	92.7%	7.3%					41
Physical assault	90.2%	9.8%					41
Aggravated assault	97.5%	2.5%					40
Sexual assault	95.0%	5.0%					40
Rape	100.0%						40

**G3: Please indicate the number of times you reported the following crimes to Peace Corps.**

	Never	Once	2-5 times	6-10 times	11-25 times	26+ times	Total
Burglary	40.0%	60.0%					5
Theft	27.8%	61.1%	11.1%				18
Robbery	66.7%	33.3%					3
Physical assault		100.0%					3
Aggravated assault		100.0%					2
Sexual assault		100.0%					2

**G4: If you did not report your experience with burglary, please your reason(s) for not reporting.**

	PCV Responses	% Reason Not Rptd	Total PCVs Responding
\$NoRpBurg Other	3	60%	5
I felt it was too minor or common to report	2	40%	
I did not think the PC could help	1	20%	
I believed it could result in changing sites			
Concerns of a possible breach in confidentiality			
Reporting might result in disciplinary action against me			
It might hurt my relationship with the community			
Total			

\*Percents may total to more than 100% since Volunteers were asked to "mark all that apply."

**G4: If you did not report your experience with theft, please your reason(s) for not reporting.**

		PCV Responses	% Reason Not Rptd	Total PCVs Responding
\$NoRpTheft	I felt it was too minor or common to report	6	60%	
	Other	3	30%	
	Reporting might result in disciplinary action against me	2	20%	
	I did not think the PC could help	1	10%	
	Concerns of a possible breach in confidentiality	1	10%	
	It might hurt my relationship with the community	1	10%	
	I believed it could result in changing sites			
	Total			

\*Percents may total to more than 100% since Volunteers were asked to "mark all that apply."

**G4: If you did not report your experience with robbery, please your reason(s) for not reporting.**

		PCV Responses	% Reason Not Rptd	Total PCVs Responding
\$NoRpRobb	Other	2	67%	
	Concerns of a possible breach in confidentiality	1	33%	
	Reporting might result in disciplinary action against me	1	33%	
	I did not think the PC could help			
	I believed it could result in changing sites			
	I felt it was too minor or common to report			
	It might hurt my relationship with the community			
	Total			

\*Percents may total to more than 100% since Volunteers were asked to "mark all that apply."



**G4: If you did not report your experience with physical assault, please your reason(s) for not reporting.**

		PCV Responses	% Reason Not Rptd	Total PCVs Responding
\$NoRpPhAs	I did not think the PC could help	1	50%	
	I felt it was too minor or common to report	1	50%	
	Other	1	50%	
	I believed it could result in changing sites			
	Concerns of a possible breach in confidentiality			
	Reporting might result in disciplinary action against me			
	It might hurt my relationship with the community			
	Total			

\*Percents may total to more than 100% since Volunteers were asked to "mark all that apply."

**G4: If you did not report your experience with aggravated assault, please your reason(s) for not reporting.**

	PCV Responses	% Reason Not Rptd	Total PCVs Responding
\$NoRpAgAs    Other	1	100%	
I did not think the PC could help			
I believed it could result in changing sites			
I felt it was too minor or common to report			
Concerns of a possible breach in confidentiality			
Reporting might result in disciplinary action against me			
It might hurt my relationship with the community			
Total			1

\*Percents may total to more than 100% since Volunteers were asked to "mark all that apply."

**G4: If you did not report your experience with sexual assault, please your reason(s) for not reporting.**

	PCV Responses	% Reason Not Rptd	Total PCVs Responding
\$NoRpSxAs    Other	1	100%	
I did not think the PC could help			
I believed it could result in changing sites			
I felt it was too minor or common to report			
Concerns of a possible breach in confidentiality			
Reporting might result in disciplinary action against me			
It might hurt my relationship with the community			
Total			1

\*Percents may total to more than 100% since Volunteers were asked to "mark all that apply."

**G4: If you did not report your experience with rape, please your reason(s) for not reporting.**

		PCV Responses	% Reason Not Rptd	Total PCVs Responding
\$NoRpRape	Other	1	100%	
	I did not think the PC could help			
	I believed it could result in changing sites			
	I felt it was too minor or common to report			
	Concerns of a possible breach in confidentiality			
	Reporting might result in disciplinary action against me			
	It might hurt my relationship with the community			
	Total			1

\*Percents may total to more than 100% since Volunteers were asked to "mark all that apply."

## **H. Volunteers working in HIV/AIDS**

*This section reports Volunteers' involvement in HIV/AIDS and their perceived effectiveness of their HIV/AIDS related activities.*

### **H1: Which of the following best describes your involvement in HIV/AIDS activities?**

	HIV/AIDS work is my primary assignment.	HIV/AIDS work is part of my secondary activities.	Involved in HIV/AIDS efforts, not primary/secondary work	Not involved in any HIV/AIDS related activities	Total
H1	4%	24%	37%	35%	49

### **H2: How well has PC training prepared you to undertake your HIV/AIDS activities?**

	Not at all	Poorly	Adequately	Well	Very well	NA	Total
H2	3%	9%	31%	25%	28%	3%	32

### **H3: In working with HC individuals or groups, how would you rate the effectiveness of your specific HIV/AIDS activities? (Including the "Don't Know" responses)**

	Seldom effective	Sometimes effective	Often effective	Almost always effective	Don't know	Total
H3		25%	38%	28%	9%	32

### **H3: In working with HC individuals or groups, how would you rate the effectiveness of your specific HIV/AIDS activities? (Excluding the "Don't Know" responses)**

	Seldom effective	Sometimes effective	Often effective	Almost always effective	Total
H3		28%	41%	31%	29

## I. Your Life in the Peace Corps

*This section reports on Volunteers' descriptions of and adjustments to their living conditions, including stress factors and how Volunteers cope with stress.*

### **I1: Have you lived with a host country individual or family?**

	No, I have never lived with a host country individual or family	Yes, I lived with a host country individual or family only	Yes, in my community (not during PST).	Yes, both during PST and later in my community.	Total
I1		6%	2%	92%	50

### **I2: How often do you interact with HCNs in community/family social events?**

	Daily	Several times a week	Weekly	Several times a month	Monthly	Less than once a month	Total
I2	30%	22%	12%	12%	14%	10%	50

### **I3: How well can you communicate in the language used by most people in your community?**

	Not at all	Poorly	Adequately	Well	Very well	Total
I3	2%	16%	41%	24%	16%	49

### **I4: Do you have the following at your worksite?**

	Never	Sometimes or more often	Total
Electricity	13%	87%	47
Running water	4%	96%	47

**I4: Do you have the following at your residence?**

	Never	Sometimes or more often	Total
Electricity	15%	85%	48
Running water	7%	93%	46

**I5: How well do your PC experiences match the expectations you had before you became a Volunteer?**

	Not at all	Minimally	Moderately	Considerably	Exceptionally	Total
I5	2%	26%	26%	30%	16%	50

**I7: To what extent do the following create stress and/or emotional health issues for you?**

	Not at all stressful 1	2	3	4	Exceptionally stressful 5	NA	Total
Cultural issues	22%	26%	32%	14%	4%	2%	50
Dealing with violence in country (e.g., civil unrest, domestic violence, corporal punishment)	44%	24%	20%	8%		4%	50
Health/medical problems	30%	34%	16%	10%	6%	4%	50
Issues including family, friends, loved ones in U.S.	24%	28%	18%	18%	10%	2%	50
Isolation/loneliness	22%	30%	24%	16%	6%	2%	50
Local language	36%	40%	14%	4%	4%	2%	50
Primary assignment	22%	22%	28%	14%	12%	2%	50
Romantic relationships in-country	40%	14%	14%	6%	4%	22%	50
Interactions with other Volunteers	62%	24%	8%	2%	2%	2%	50
Interactions with PC Staff	51%	27%	12%	6%	2%	2%	49
Safety and security	47%	27%	16%	6%		4%	49
Other: Please specify below	10%	10%				80%	10

**18: Please mark all of the typical ways in which you cope with stress.**

	PCV Responses	% Using This Stress Reducer	Total PCVs Responding
\$18LessStress			
Talk with friends and family in US	38	76%	
Pursue personal hobbies	37	74%	
Talk with PCVs outside my community	35	70%	
Do sports	35	70%	
Get involved in other projects	32	64%	
Leave the community for a time	32	64%	
Talk with PCVs in my community	30	60%	
Talk with co-workers or friends (not PCVs)	25	50%	
Meditate	22	44%	
Talk with PC in-country staff	19	38%	
Talk with my host family	17	34%	
Pray	12	24%	
Do other activity (specify)	6	12%	
Talk with Office of Special Services staff			
Total			50

\*Percents total to more than 100% since Volunteers were asked to "mark all that apply."



**I8: Others I talk with to reduce stress**

	Percent	Number
I8.OTHRSTEXT	Open-ended results. Not responsive to request.	
Total	100%	51

**I8: Other activities to reduce stress**

	Percent	Number
I8.OTHRACT.TEXT2	Open-ended results. Not responsive to request.	
Total	100%	51

**I8: When asked about ways of coping with stress, Volunteers who answered "No stress"**

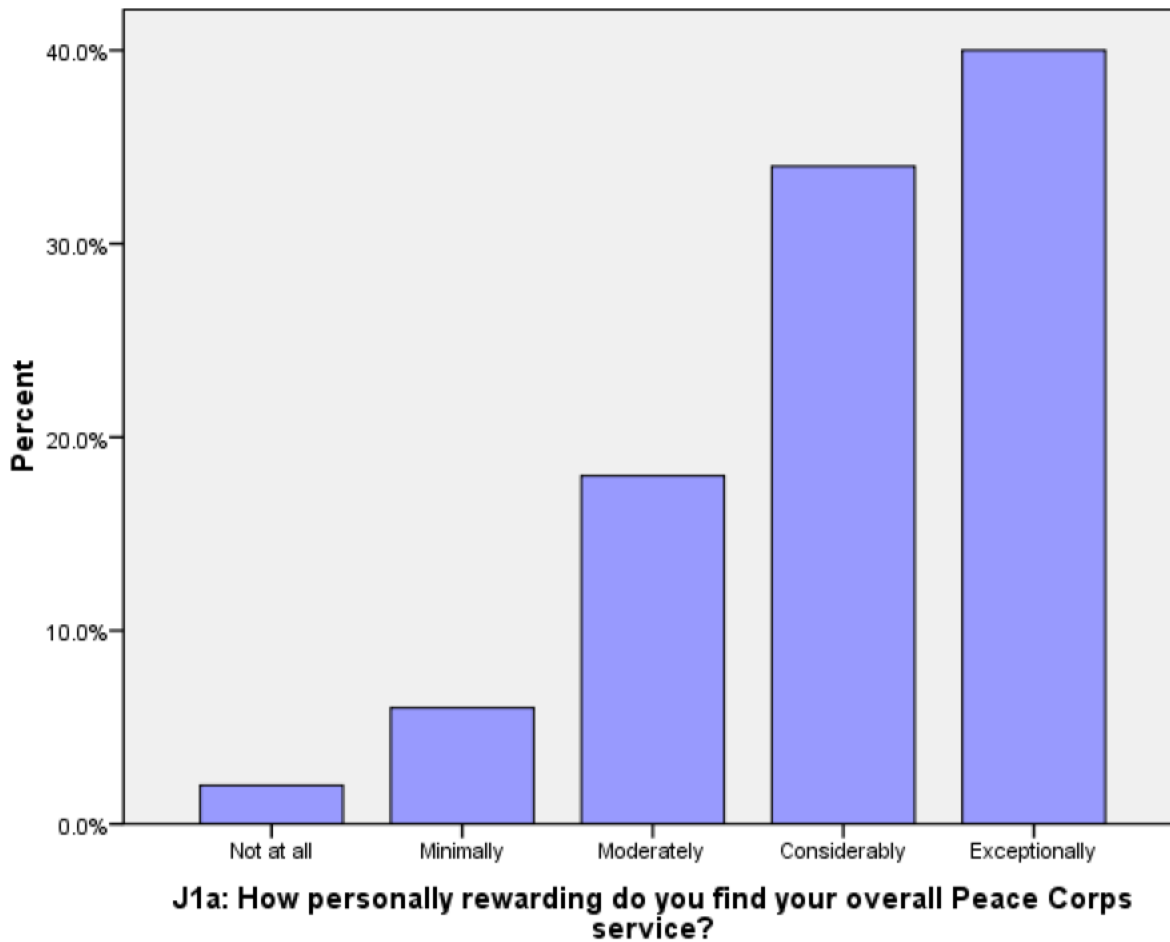
	No	Yes, I have no stress	Total
I8.NOSTRESS	100%		51

## **J. Overall Assessment of Peace Corps Service**

*This section reports Volunteers' level of satisfaction with their Peace Corps service and their expectations about completing their service.*

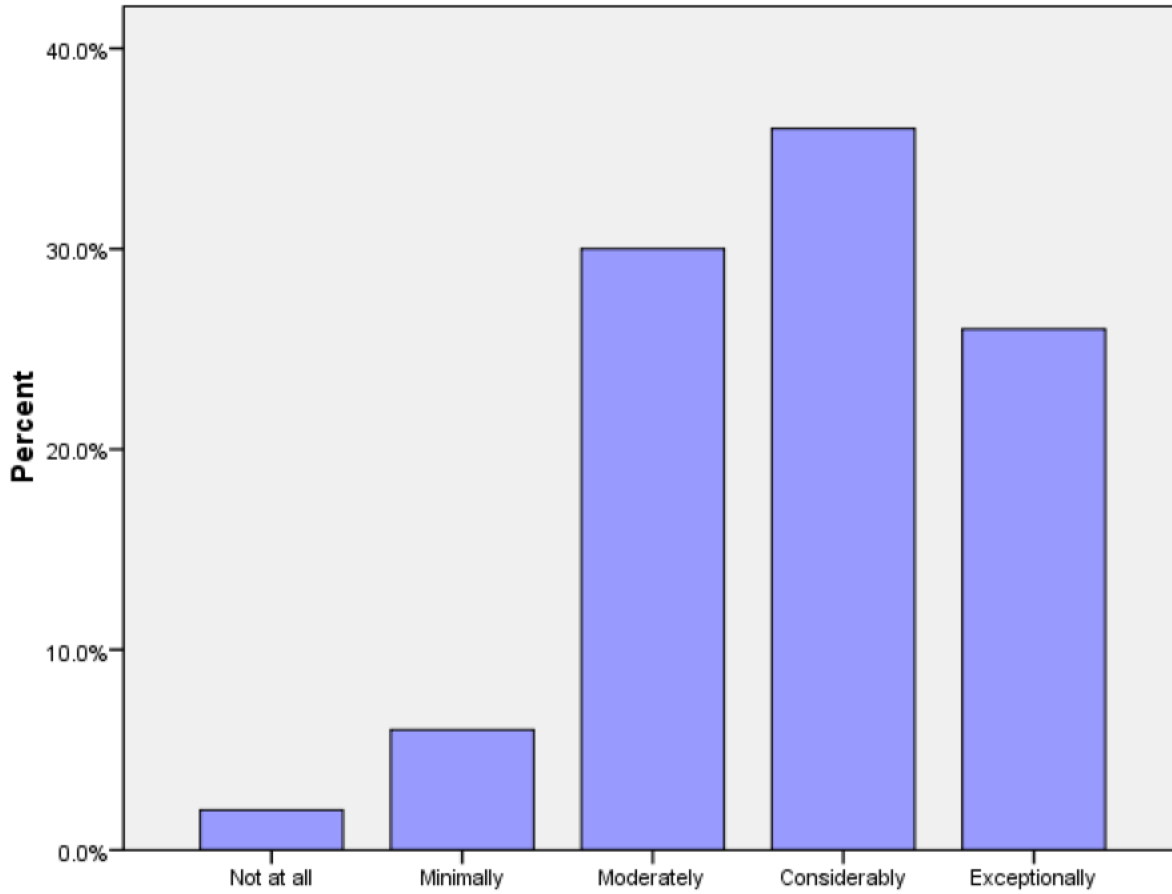
**J1a: How personally rewarding do you find your overall Peace Corps service?**

	Not at all	Minimally	Moderately	Considerably	Exceptionally	Total
J1A	2%	6%	18%	34%	40%	50



**J1b: How personally rewarding do you find your community involvement?**

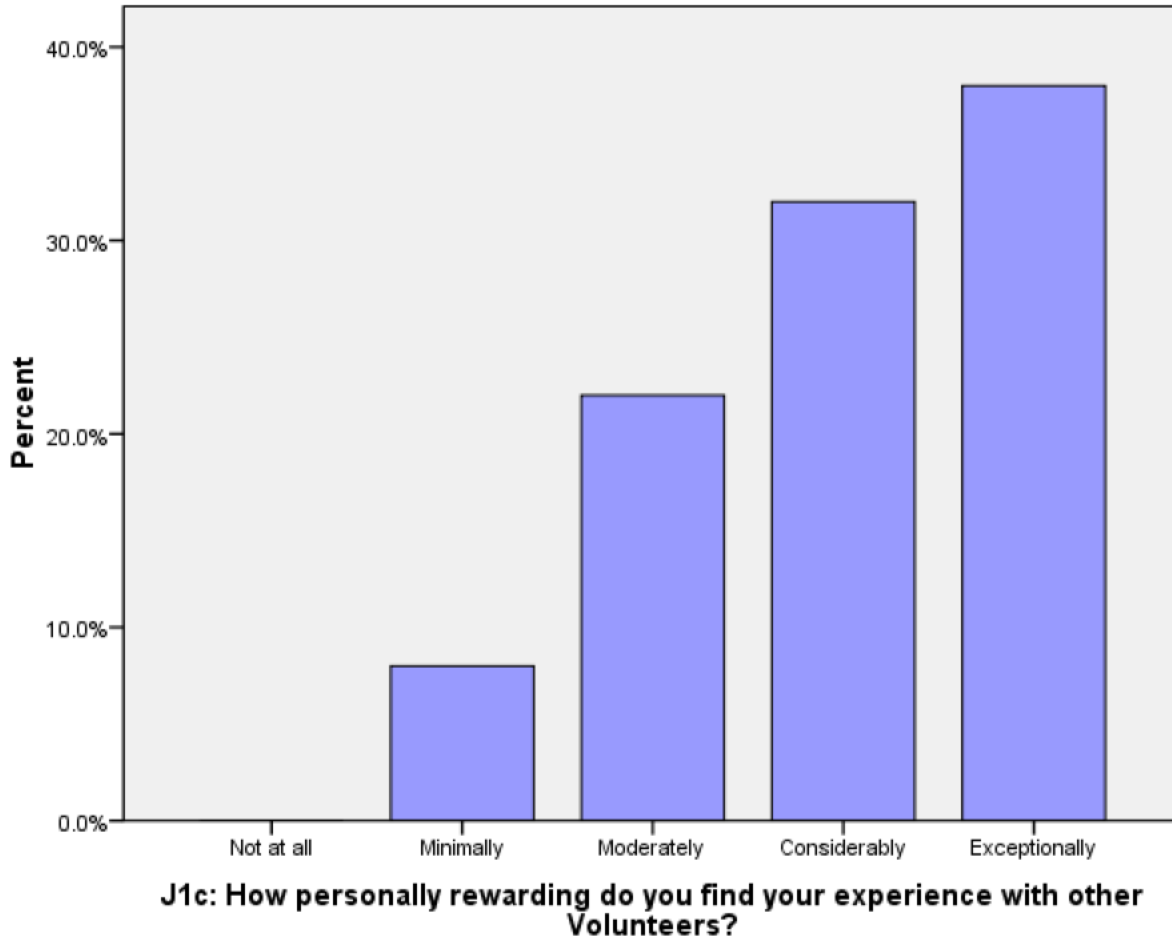
	Not at all	Minimally	Moderately	Considerably	Exceptionally	Total
J1B	2%	6%	30%	36%	26%	50



**J1b: How personally rewarding do you find your community involvement?**

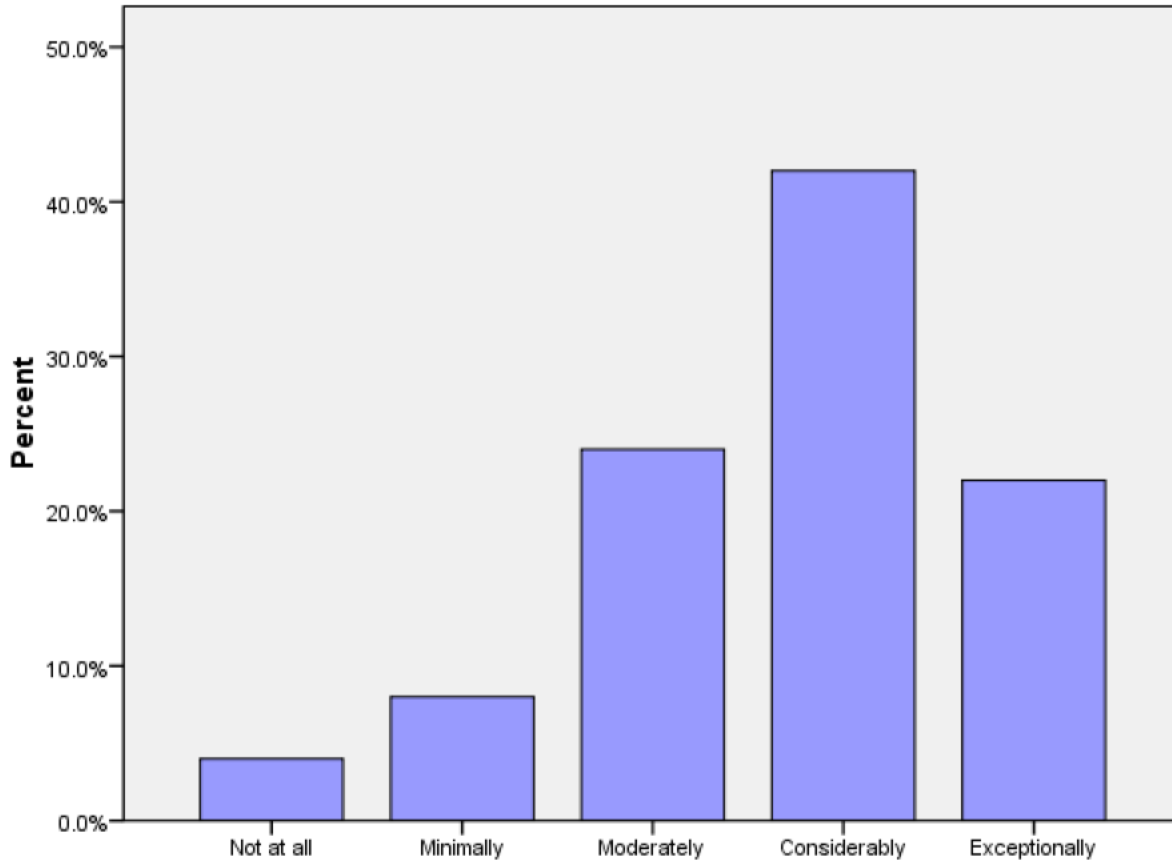
**J1c: How personally rewarding do you find your experience with other Volunteers?**

	Not at all	Minimally	Moderately	Considerably	Exceptionally	Total
J1C		8%	22%	32%	38%	50



**J1d: How personally rewarding do you find your work with counterparts/community partners?**

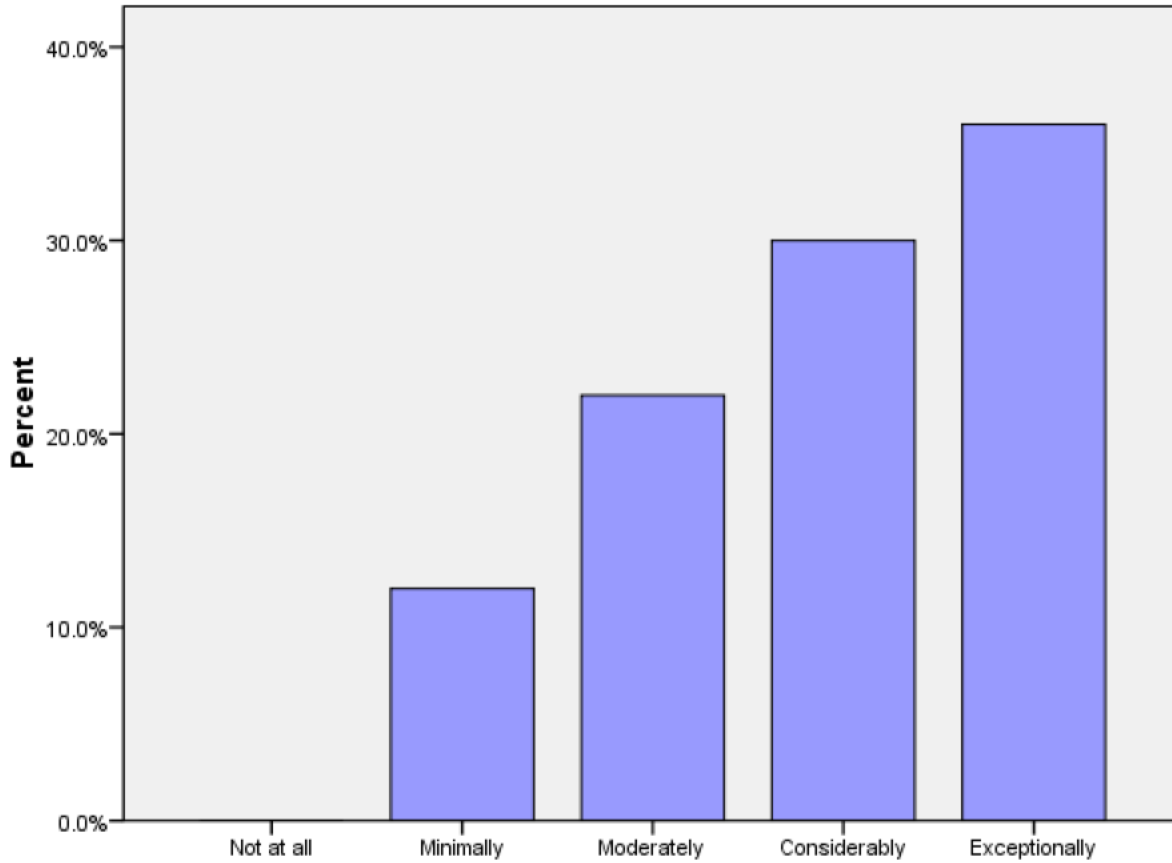
	Not at all	Minimally	Moderately	Considerably	Exceptionally	Total
J1D	4%	8%	24%	42%	22%	50



**J1d: How personally rewarding do you find your work with counterparts/community partners?**

**J1e: How personally rewarding do you find your experience with other HCNs?**

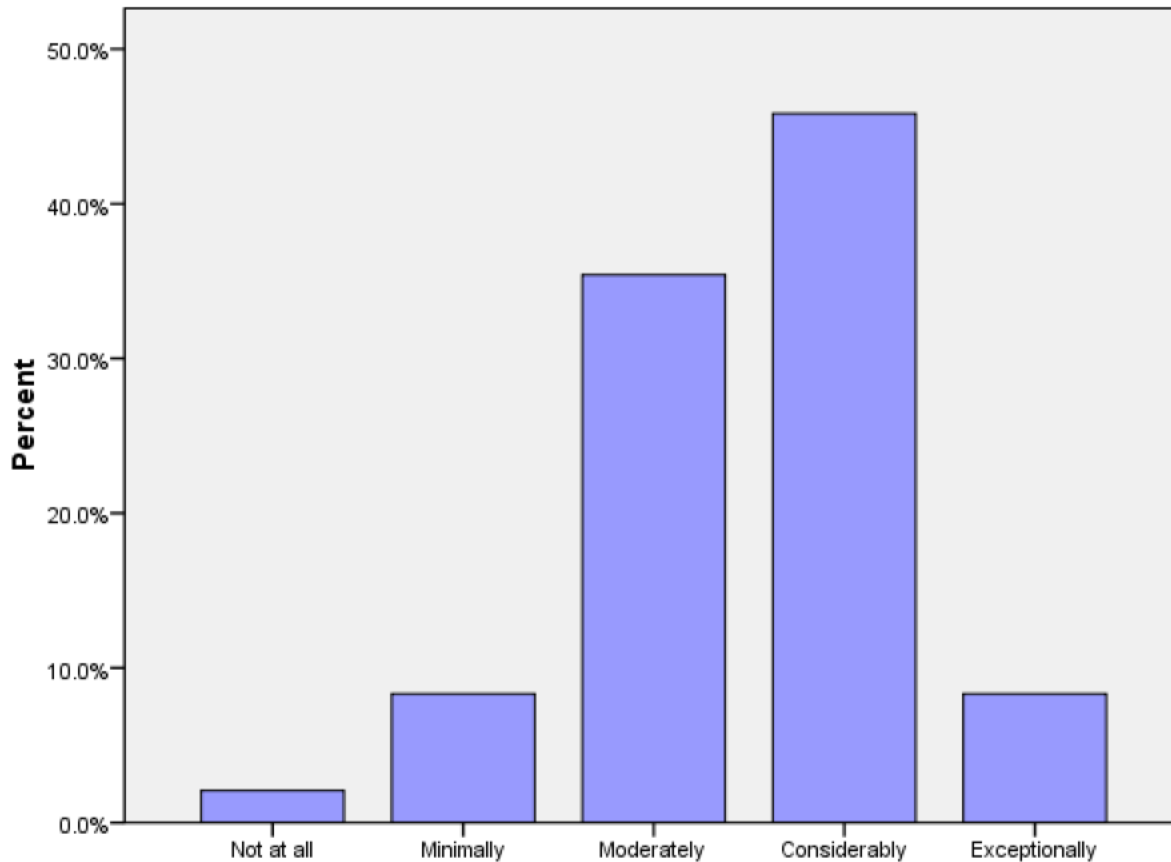
	Not at all	Minimally	Moderately	Considerably	Exceptionally	Total
J1E		12%	22%	30%	36%	50



**J1e: How personally rewarding do you find your experience with other HCNs?**

**J2a (PCVs at post 9 months+ months): Please rate how well you think you achieved Goal 1.**

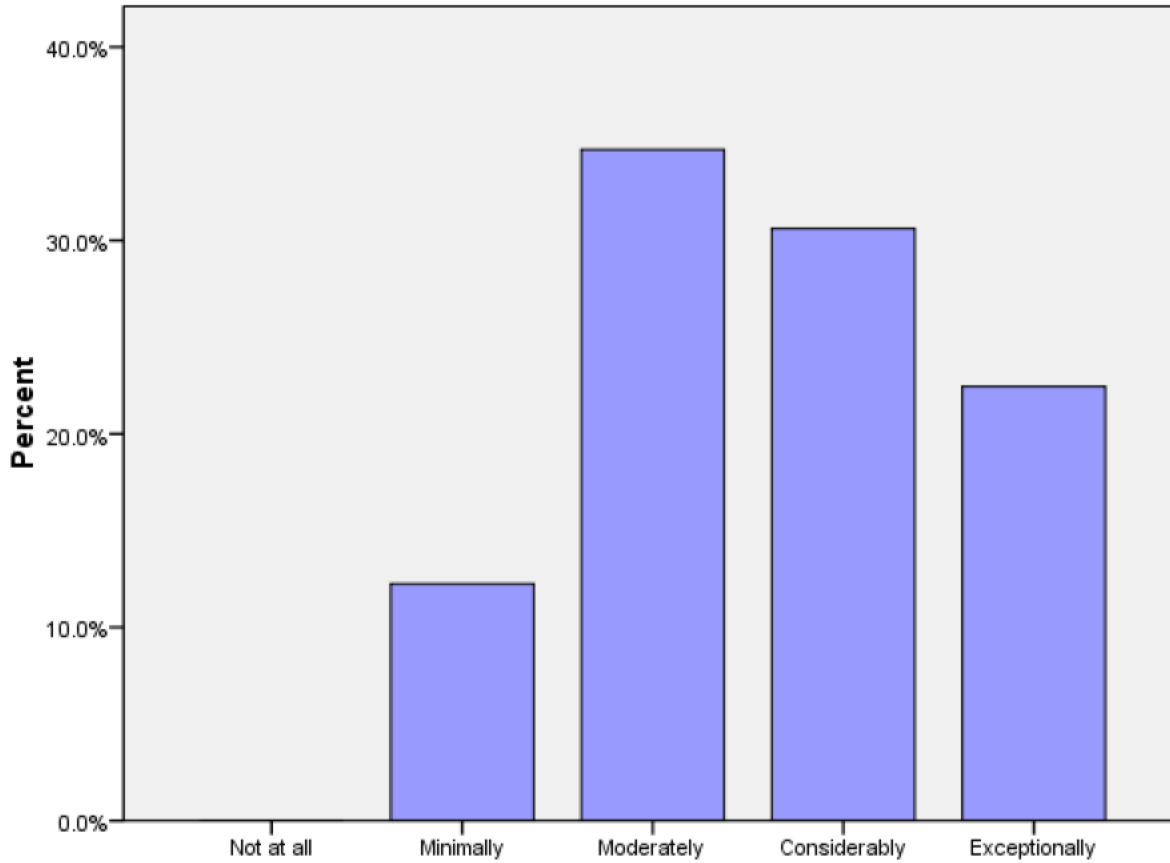
	Not at all	Minimally	Moderately	Considerably	Exceptionally	Total
J2A	2%	8%	35%	46%	8%	48



**J2a (PCVs at post 9 months+ months): Rate how well you think you achieved Goal 1.**

**J2b: (PCVs at post 9 months+ months): Please rate how well you think you achieved Goal 2.**

	Not at all	Minimally	Moderately	Considerably	Exceptionally	Total
J2B		12%	35%	31%	22%	49

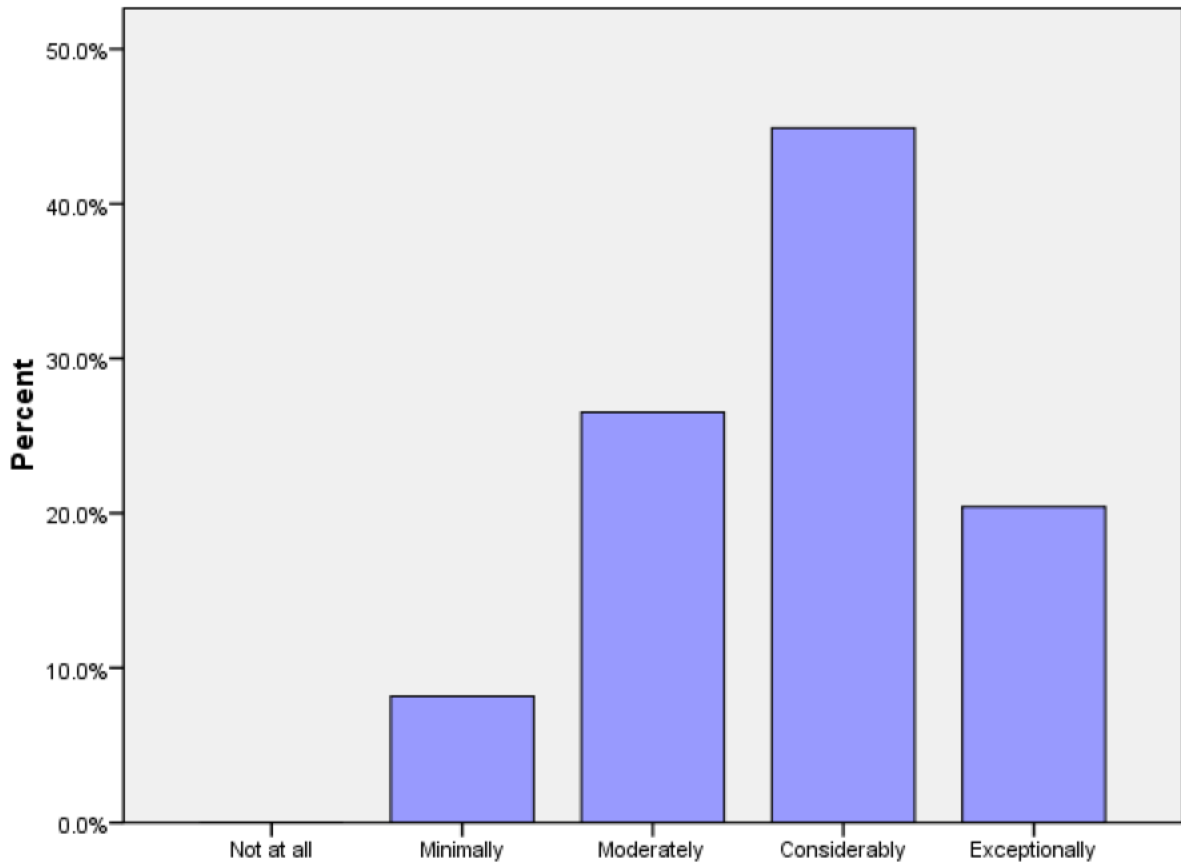


**J2b (PCVs at post 9 months+ months): Rate how well you think you achieved Goal 2.**



**J2c (PCVs at post 9 months+ months): Please rate how well you think you achieved Goal 3.**

	Not at all	Minimally	Moderately	Considerably	Exceptionally	Total
J2C		8%	27%	45%	20%	49



**J2c (PCVs at post 9 months+ months): Please rate how well you think you achieved Goal 3.**

**J3: Today, would you make the same decision to join the Peace Corps?**

	No	Not likely	Possibly	Probably	Definitely	Total
J3	2%	10%	2%	12%	74%	50

**J4: Would you recommend Peace Corps service to others you think are qualified?**

	No	Not likely	Possibly	Probably	Definitely	Total
J4	2%	6%	6%	8%	78%	50

**J5: Do you intend to complete your Peace Corps service?**

	No	Not sure	Yes	Might extend	Total
J5		8%	56%	36%	50

**J6: Would your host country benefit most if the Peace Corps program was---?**

	Discontinued	Reduced	Refocused/redesig ned	Maintained as is	Expanded	Total
J6	2%	13%	43%	26%	15%	46

## **K. Activities After Peace Corps Service**

*This section reports on Volunteers' plans for after they have completed their Peace Corps Service.*

**K1: What are your plans after your Peace Corps service? Work in government.**

Government			
In the U.S.	In your host country	In another country	N
80%	0%	40%	5

\* Percent of cases was used. Percentages will be greater than 100 since Volunteers were asked to select all that applied.

**K1: What are your plans after your Peace Corps service? Work in the private sector.**

Private Sector			
In the U.S.	In your host country	In another country	N
71%	14%	14%	7

\* Percent of cases was used. Percentages will be greater than 100 since Volunteers were asked to select all that applied.

**K1: What are your plans after your Peace Corps service? Work for an NGO.**

NGO			
In the U.S.	In your host country	In another country	N
100%	0%	33%	3

\* Percent of cases was used. Percentages will be greater than 100 since Volunteers were asked to select all that applied.

**K1: What are your plans after your Peace Corps service? Work for PC**

**Response.**

Peace Corps Response			
In the U.S.	In your host country	In another country	N
40%	0%	80%	5

\* Percent of cases was used. Percentages will be greater than 100 since Volunteers were asked to select all that applied.

**K1: What are your plans after your Peace Corps service? Continue to participate in volunteer activities.**

Volunteer Activities			
In the U.S.	In your host country	In another country	N
73%	18%	45%	11

\* Percent of cases was used. Percentages will be greater than 100 since Volunteers were asked to select all that applied.

**K1: What are your plans after your Peace Corps service? Graduate school/academic credentialing.**

Graduate School			
In the U.S.	In your host country	In another country	N
89%	0%	11%	9

\* Percent of cases was used. Percentages will be greater than 100 since Volunteers were asked to select all that applied.

**K1: What are your plans after your Peace Corps service? Travel.**

Travel			
In the U.S.	In your host country	In another country	N
75%	12%	62%	8

\* Percent of cases was used. Percentages will be greater than 100 since Volunteers were asked to select all that applied.

**K1: What are your plans after your Peace Corps service? Other.**

Other			
In the U.S.	In your host country	In another country	N
50%	50%	0%	2

\* Percent of cases was used. Percentages will be greater than 100 since Volunteers were asked to select all that applied.

**K2: How prepared do you feel to share your Peace Corps experience and knowledge of your host country with others in the United States when you return?**

	Not at all	Minimally	Moderately	Considerably	Total
How prepared do you feel to share your Peace Corps experience and knowledge of your host country with others in the United States when you return?	0%	5%	0%	95%	22

**K3: How well do you feel Peace Corps has prepared you for life in the U. S. after you return?**

	Not at all	Minimally	Moderately	Considerably	Exceptionally	Total
How well do you feel Peace Corps has prepared you for life in the U. S. after your return?	5%	14%	27%	36%	18%	22

**K6: Have your life/career goals changed because of your Peace Corps service?**

	No	Yes	Total
Have your life/career goals changed because of your Peace Corps service?	25%	75%	20

**K7: How well informed are you about the following opportunities for returned Volunteers:**

	Not informed	Somewhat informed	Well informed	N
Peace Corps Response	13%	61%	26%	23
Peace Corps' Fellows/USA program	9%	43%	48%	23
Noncompetitive eligibility	0%	52%	48%	23
RPCV Career Center in Washington, D.C.	52%	43%	4%	23
Returned Volunteer Services	30%	48%	22%	23

**K8: How did you first learn about the Fellows/USA program?**

Learn about Fellows/USA program	PC Website	65%	
	At COS Conference	30%	
	Word of mouth	25%	
	From staff in the host country's PC office	25%	
	From a recruiter	10%	
	At PST	10%	
	At IST	5%	
	University website	5%	
	Hotline	0%	
	Mid-service mailing from PC	0%	
	At post's information resource center	0%	
	Other	0%	
N			20

\* Percent of cases was used. Percentages will be greater than 100 since Volunteers were asked to select all that applied.

**K9: Which of the following resources do you think will be helpful as you exit Peace Corps service?**

K9 Resources	Access to free job bulletins	70%	
	Career Resource Manual	65%	
	Electronic newsletter with job postings and career advice	61%	
	RPCV Handbook	48%	
	Applying to federal government with RPCV noncompetitive eligibility	48%	
	List of RPCVs willing to talk to me about their careers	48%	
	Guide to speaking about my PC service to others (third goal)	43%	
	RPCV job search webinars	35%	
	RPCV career conferences	30%	
	Connection with RPCVs through a mentoring program	26%	
	Self-assessment software (SIGI 3)	22%	
	Other	13%	
	NOT SURE	9%	
	N		23

\* Percent of cases was used. Percentages will be greater than 100 since Volunteers were asked to select all that applied.



**K10: Which of the following third goal (helping promote a better understanding of peoples on the part of Americans) activities do you plan to do when you return to the U. S.?**

K10 Third Goal	Continue with volunteerism and service learning	83%	
	Speak to a group of adults about my experience	70%	
	Join a RPCV group	65%	
	Speak to school age children about my experience	39%	
	Write stories from my PC service on my own	39%	
	Participate in PC Week	35%	
	Obtain and use PC third goal resources	22%	
	NOT SURE	13%	
	Write stories from my PC service in conjunction with CWWS	9%	
	Other	4%	
	N		23

\* Percent of cases was used. Percentages will be greater than 100 since Volunteers were asked to select all that applied.