



**Peace Corps Volunteer
2009 Annual Volunteer Survey**

**Costa Rica
October 4, 2009**

Office of Strategic Information, Research and Planning

Table of Contents

Introduction to the 2009 Annual Volunteer Survey Report	3
Overview of the Post's 2009 Volunteer Survey Respondents.....	4
A. Applying to the Peace Corps.....	6
B. Preparation for the Peace Corps.....	8
C. Your Peace Corps Assignment	9
D. Training for Peace Corps Assignment	14
E. Volunteer Assignment Goals and Impact.....	18
F. Peace Corps Support.....	26
G. Your Safety and Security	34
H. Volunteers working in HIV/AIDS.....	43
I. Your Life in the Peace Corps	44
J. Overall Assessment of Peace Corps Service	49
K. Activities After Peace Corps Service.....	58

Introduction to the 2009 Annual Volunteer Survey Report

This country report contains the tables and charts from the Volunteers in your country who completed the 2009 Annual Volunteer Survey (AVS). The results provide a picture of the activities, experiences and views of Peace Corps Volunteers in 2009. The results show areas where Volunteers' needs are met and identify areas where improvements may be needed. The survey was fielded from May through August 2009.

A core set of questions was asked of all Volunteers. For the first time, Volunteers were also asked a series of questions relevant to their time in country:

- Volunteers in country 8 or less months were asked about applying to and preparing for the Peace Corps.
- Volunteers in country 18 or less months were asked about the effectiveness of their pre-service training (PST).
- Volunteers in country 19 or more months were asked about their post-service plans, as well as the Peace Corps' resources for their post-service transition.

Tables and graphs are labeled by survey section and the survey question. The tables show the percent of post respondents that selected each choice and the total number of post respondents that answered the question. The number of responses for each question will vary, depending on:

- whether the question was asked of all Volunteers or only the Volunteers in-country a certain number of months and
- how many of the Volunteers who were "eligible" to answer the question did respond.

Most survey questions asked respondents to select only one from a set of choices. The percentages for the "select one" responses add up to 100 percent. Other questions asked Volunteers to "mark all that apply" in situations, for example, where it is likely that respondents are involved in more than one secondary activity. The percentages of the "mark all that apply" responses will total more than 100 percent; each percentage equals the number of respondents selecting that choice divided by the number of respondents who answered the question.

Posts are encouraged to compare these 2009 results with the 2006 and 2008 survey results to note trends and changes over time. Because questions are revised from one survey to the next, a crosswalk between the 2008 and 2009 questions is posted on the OSIRP intranet page under 2009 AVS Reports "Reference Documents." The earlier 2008 survey global, regional and post reports are also posted on the OSIRP Intranet page.

Volunteers' extensive narrative responses to the 29 open-ended questions on the survey are in the post's 2009 Annual Volunteer Survey Open Ended Responses report. All Volunteers' narrative responses to key questions will be analyzed for global themes and presented in a later report.

The number of surveys for each post includes surveys submitted online by Volunteers and completed paper surveys sent to the Peace Corps headquarters for hand-entry into the online survey system. The final count may include mostly completed partial surveys added to the final dataset after the survey closed.

Overview of the Post's 2009 Volunteer Survey Respondents

This overview presents basic information about the characteristics of Volunteers who completed the 2009 Annual Volunteer Survey at post.

Completed Surveys by Months in Country

	8 months or less		9 to 18 months		19 months or more		Total	
	Number	Percent	Number	Percent	Number	Percent	Number	Percent
Months3grp	48	40%	46	38%	27	22%	121	100%

L1: What is your age?

	20-29	30-49	50+	Total
AGE3grp	95%	2%	2%	120

L2: What is your gender?

	Female	Male	Total
GENDER	68%	32%	118

Completed surveys by project.

	Count	Column N %
Children, Youth, and Families at Risk	45	37%
Community Economic Development	40	33%
Rural Community Development	35	29%
Other. Please specify	1	1%
Total	121	100%

C2: Which best describes the focus of your primary assignment/work?

		Percent	Number
C2	Community development	40%	49
	Youth development	33%	40
	Business education/advising	15%	18
	English teaching	7%	8
	Other: Please specify	2%	3
	Other education	2%	2
	Teacher training	1%	1
	Urban & regional planning/municipal development		
	Water sanitation		
	HIV/AIDS		
	Health extension		
	Forestry/parks		
	Environmental education		
	Math/science teaching		
	Agroforestry		
	Information & communications technology (ICT)		
	NGO development		
Agriculture/fish/livestock			
Total	100%	121	

C2.TEXT: Which of the following initiatives does your primary work include? Other (specify)

	PERCENT	NUMBER
C2.TEXT	Open-ended results. Not responsive to request.	
Total	100%	121

A. Applying to the Peace Corps

This section reports Volunteers' motivations in applying and accepting a Peace Corps assignment.

A1: How important were the following factors in accepting a PC assignment?

	Not Important	Somewhat important	Important	NA	Total
Different culture	2%	15%	83%		48
Work experience	4%	23%	73%		48
Help others	2%	2%	96%		48
International experience	6%	8%	85%		48
Language	4%	4%	92%		48
Personal growth		13%	87%		47
U. S. job market	44%	27%	27%	2%	48
Serve my country	6%	48%	46%		48
Travel/adventure	2%	12%	85%		48
Other: Please specify below	12%		25%	62%	16

A1_OTHER: How important were the following factors in accepting a PC assignment? Other (specify)

	PERCENT	NUMBER
A1_OTHER	Open-ended results. Not responsive to request.	
Total	100%	121

A2. What prompted you to apply to the PC? Mark all that apply.

		PCV Responses	% Involved in Initiative	Total PCVs Responding
What prompted you to apply to PC	Personal interest in the Peace Corps	37	77%	
	Peace Corps website	24	50%	
	Returned Peace Corps Volunteer (e.g., someone you met or know personally)	20	42%	
	Peace Corps campus or community information session	18	38%	
	Returned Peace Corps Volunteer who spoke to your school or group about the Peace Corps	13	27%	
	Peace Corps recruiter	11	23%	
	Article or book about the Peace Corps	9	19%	
	Other: Please specify	5	10%	
	Radio, TV, or print advertisement	3	6%	
	Peace Corps material in the mail	2	4%	
Total				48

Percents may total to more than 100% since Volunteers were asked to "Mark all that apply."

A2.OTHER.TEXT: What prompted you to apply to the PC? Other (specify)

	PERCENT	NUMBER
A2.OTHER.TEXT	Open-ended results. Not responsive to request.	
Total	100%	121

B. Preparation for the Peace Corps

This section reports on Volunteers' assessment of the materials and information available before their service.

B1: How useful was the information on the PC website in preparing you for the realities of living and working as a Volunteer?

	Not at all 1	2	3	4	Extremely 5	Don't know (did not access information)	Total
B1	2%	10%	33%	46%	6%	2%	48

B2: How useful were the PC materials about your country in helping you prepare for your service?

	Not at all 1	2	3	4	Extremely 5	Don't know (did not access information)	Total
B2		4%	42%	48%	6%		48

B3: How useful were the materials you received from the PC about your primary assignment in helping you prepare for your service?

	Not at all 1	2	3	4	Extremely 5	Don't know (did not access information)	Total
B3	6%	8%	33%	48%	4%		48

B4: How useful were the materials you received from the PC regarding the need for flexibility in adapting to your work?

	Not at all 1	2	3	4	Extremely 5	Don't know (did not access information)	Total
B4	2%	8%	27%	42%	17%	4%	48

B7: How prepared do you feel to meet the challenges of PC service?

	Not at all 1	2	3	4	Exceptionally 5	Total
B7			17%	58%	25%	48

C. Your Peace Corps Assignment

This section reports Volunteers' primary assignment work and secondary activities. The term "primary assignment" refers to the Volunteers' assignment which is part of an overall project plan designed by your host country partners and in-country Peace Corps staff.

C3: Which of the following activities does your primary assignment/work include? Mark all that apply.

	PCV Responses	% Involved in Initiative	Total PCVs Responding
\$C3PrmAct Working with youth	83	69%	
English teaching	81	67%	
Girls' education	47	39%	
Rural development	47	39%	
Microenterprise development	45	37%	
WID/GAD	39	32%	
Income generation	38	31%	
Business advertising	37	31%	
Sports/fitness	37	31%	
Information and communications technology (ICT)	35	29%	
Arts	32	26%	
Environment work	24	20%	
World Wise Schools/ Correspondence Match	22	18%	
Nutrition education	17	14%	
Mobilize host country nationals (HCNs) to volunteer	16	13%	
Working with NGO(s)	16	13%	
Working with special groups (e.g., disabled, elderly, ethnic minorities, orphans)	14	12%	
HIV/AIDS	13	11%	
Literacy	10	8%	

Biodiversity conservation	9	7%	
Library development	8	7%	
Child survival	7	6%	
Other: Please specify	7	6%	
Urban development/municipal development	6	5%	
Water and sanitation	6	5%	
Natural resources management	5	4%	
Community food security (production/marketing)	3	2%	
Household food security			
Total			121

Percents may total to more than 100% since Volunteers were asked to "Mark all that apply."

C3: Which of the following activities does your primary assignment/work include? Other (specify)

	Column N %	Count	Row N %
C3.OTHER.TEXT	Open-ended results. Not responsive to request.		
Total		121	100%

C4: Hours Spent on Primary Assignment During Average Work Week

	None	1-10 hrs	11-20 hrs	21-30 hrs	31-40 hrs	More than 40 hrs	Total
C4Hrs6grp		18%	33%	30%	14%	5%	115

C4: How many hours do you spend on your primary assignment during an average work week?

	All Volunteers	Average	Lowest reported	Highest reported	Did not answer
C4	121	23.3	2	80	6

C5: Which of the following do your secondary activities (other than your primary assignment work) include? Mark all that apply.

	PCV Responses	% Involved in Initiative	Total PCVs Responding
\$C5SecAct English teaching	41	41%	
Environment work	32	32%	
Sports/fitness	31	31%	
Working with youth	29	29%	
Arts	27	27%	
Nutrition education	15	15%	
Girls' education	14	14%	
Working with special groups (e.g., disabled, elderly, ethnic minorities, orphans)	14	14%	
World Wise Schools/ Correspondence Match	12	12%	
HIV/AIDS	10	10%	
Library development	10	10%	
WID/GAD	10	10%	
Biodiversity conservation	9	9%	
Information and communications technology (ICT)	9	9%	

Microenterprise development	9	9%	
Mobilize host country nationals (HCNs) to volunteer	9	9%	
Working with NGO(s)	9	9%	
Rural development	7	7%	
Community food security (production/marketing)	6	6%	
Literacy	6	6%	
Natural resources management	6	6%	
Business advertising	5	5%	
Income generation	5	5%	
Urban development/municipal development	5	5%	
Other: Please specify	5	5%	
Water and sanitation	4	4%	
Household food security	2	2%	
Child survival	1	1%	
Total			100

Percents may total to more than 100% since Volunteers were asked to "Mark all that apply."

C5: Which of the following do your secondary activities include? Other (specify)

	Column N %	Count	Row N %
C5.OTHER.TEXT			
Open-ended results. Not responsive to request.			
Total		121	100%

C5: No Secondary Activities

		Percent	Number
C5.NONE	No	88%	106
	Yes	12%	15
	Total	100%	121

C6: Hours Spent on Secondary Activities During Average Work Week

	None	1-10 hrs	11-20 hrs	21-30 hrs	31-40 hrs	More than 40 hrs	Total
C6Hrs6grp		72%	24%	3%	2%		106

C6. How many hours do you spend on secondary activities during an average work week?

	All Volunteers	Average	Lowest reported	Highest reported	Did not answer
C6	121	9.9	1	40	15

C7: How personally satisfying is your--?

	Not at all 1	2	3	4	Exceptionally 5	Total
Primary assignment	2%	5%	25%	43%	25%	118
Secondary project/activities	3%	3%	23%	42%	30%	111

D. Training for Peace Corps Assignment

This section reports Volunteers' assessments of the effectiveness of their Pre-Service Training and In-Service Training at post. In-Service Training (IST) includes: Reconnect; Technical IST; Mid-Service and Close of Service conferences; project management/leadership conferences; and other post-sponsored training sessions.

D1: (PCVs at post 18 months or less) How effective was your Pre-Service Training (PST) in preparing you to--

	Not effective	Poor	Adequate	Effective	Very Effective	NA/No training	Total
Manage cultural differences		3%	21%	51%	23%	1%	94
Deal with adjustment issues	1%		22%	55%	20%	1%	94
Work with counterparts/community partners	1%	9%	39%	38%	12%	1%	94
Use language needed in work and social interactions	3%	7%	22%	39%	26%	2%	94
Perform technical aspects of your work		9%	40%	34%	16%	1%	94
Work on your project goals and objectives		3%	29%	38%	29%	1%	94
Conduct a participatory community needs assessment (e.g., PACA)		1%	22%	44%	32%	1%	94
Monitor your project goals and outcomes		7%	30%	48%	14%	1%	94
Maintain your physical health	1%	3%	22%	43%	30%	1%	94
Maintain your mental/emotional health	1%	3%	22%	48%	24%	1%	94
Maintain your personal safety and security			15%	34%	47%	3%	93

D5: How effective was your In-Service Training (IST) in preparing you to--

	Not effective	Poor	Adequate	Effective	Very Effective	NA/No training	Total
Manage cultural differences	1%	7%	25%	44%	21%	3%	73
Deal with adjustment issues		4%	22%	49%	21%	4%	73
Build and strengthen working relationships with counterparts/community partners		5%	34%	42%	16%	1%	73
Use language needed in work and social interactions	1%	15%	16%	47%	16%	4%	73
Perform technical aspects of your work		5%	16%	49%	29%		73
Work on your project goals and objectives		1%	12%	39%	46%	1%	72
Conduct a participatory community needs assessment (e.g.,PACA)		5%	29%	33%	23%	10%	73
Monitor project goals and outcomes		3%	23%	47%	27%		73
Maintain your physical health	3%	8%	23%	38%	23%	4%	73
Maintain your mental/emotional health	1%	11%	21%	37%	26%	4%	73
Maintain your personal safety and security		1%	21%	40%	34%	4%	73

D8: Did you have this skill before joining the Peace Corps?

	No/ No answer	Yes	Total
Skills specific to my assignment	39	79	118
Assessing community needs	89	29	118
Organizing/implementing community activities	56	63	119
Building capacity of local organizations	99	20	119
Monitoring, reporting, and evaluating my work	47	72	119
Designing and implementing training sessions	77	41	118

D8: Is the skill needed for your Peace Corps work?

	No/ No answer	Yes	Total
Skills specific to my assignment	5	114	119
Assessing community needs	2	118	120
Organizing/implementing community activities	0	120	120
Building capacity of local organizations	5	115	120
Monitoring, reporting, and evaluating my work	3	117	120
Designing and implementing training sessions	9	111	120

D8: Have you had adequate Peace Corps training to acquire the skill?

	No/ No answer	Yes	Total
Skills specific to my assignment	18	86	104
Assessing community needs	3	114	117
Organizing/implementing community activities	12	104	116
Building capacity of local organizations	32	86	118
Monitoring, reporting, and evaluating my work	16	102	118
Designing and implementing training sessions	25	90	115

E. Volunteer Assignment Goals and Impact

This section reports Volunteers' self-assessments of their impact on the individuals and organizations in the communities in which they serve. At the end of this section, Volunteers' third goal activities, participation in Coverdell World Wise School/Correspondence Match (CWWS/CM) and use of Peace Corps resources to support their work are reported in questions.

E1: To what extent does your Volunteer work assignment address the following?

	Not at all 1	2	3	4	Exceptionally 5	NA	Total
Meets the objectives of the project plan		2%	12%	53%	30%	2%	120
Builds local capacity for sustainability	1%	8%	33%	39%	18%	2%	119
Involves local people in planning and implementing activities	1%	3%	20%	49%	26%	2%	119
Complements other local development activities	1%	6%	24%	39%	29%	2%	119
Transfers skills to host country individuals and organizations	1%	5%	25%	50%	17%	2%	119
Mobilizes host country nationals (HCNs) to volunteer	4%	16%	32%	34%	11%	3%	119
Helps promote a better understanding of Americans on the part of the peoples served (goal 2)		3%	15%	43%	38%	2%	119
Helps promote a better understanding of other peoples on the part of Americans (goal 3)	1%	4%	15%	45%	31%	3%	119

E2: To what extent does your host community--?

	Not at all 1	2	3	4	Exceptionally 5	NA	Total
Need the assistance that you provided		22%	22%	37%	19%		27
Want the assistance that you provided		15%	15%	44%	26%		27

E3: How much impact does your assignment have on the capacities of your host counterparts/community partners?

	None 1	2	3	4	Exceptional 5	NA	Total
Ability to access information (e.g., library, Internet, etc.)	17%	24%	25%	19%	10%	5%	118
Leadership skills	3%	11%	38%	36%	8%	3%	118
Planning and management	2%	6%	34%	46%	10%	2%	117
Problem solving/critical thinking	1%	10%	44%	36%	7%	2%	117
Self-esteem	6%	5%	31%	41%	13%	5%	118
Technical skills	4%	9%	41%	34%	8%	3%	118
Use of local resources	3%	8%	27%	46%	13%	3%	118
Use of external resources (e.g., grants, international NGOs)	4%	16%	31%	32%	10%	7%	118
Better understanding of Americans	1%	2%	14%	46%	36%	2%	118
Other: Please specify below	3%	3%	3%	5%		87%	39

E3: How much impact does your assignment have on the capacities of your host counterparts/community partners? Other (specify)

	Column N %	Count	Row N %
E3_OTHER	Open-ended results. Not responsive to request.		
Total		121	100%

E4: How much impact does your assignment have on the capacities of your host individuals with whom you work?

	None 1	2	3	4	Exceptional 5	NA	Total
Ability to access information (e.g., library, Internet, etc.)	12%	14%	31%	21%	20%	3%	117
Leadership skills		8%	26%	40%	23%	3%	117
Planning and management	1%	10%	34%	40%	13%	2%	117
Problem solving/critical thinking		8%	31%	42%	18%	2%	117
Self-esteem	2%	2%	13%	46%	34%	3%	117
Technical skills	2%	10%	29%	39%	16%	3%	117
Use of local resources	3%	9%	35%	36%	15%	3%	117
Use of external resources (e.g., grants, international NGOs)	4%	20%	31%	29%	9%	8%	117
Better understanding of Americans		2%	10%	42%	44%	2%	116
Other: Please specify below	10%		8%	5%	5%	72%	39

E4: How much impact does your assignment have on the capacities of your host individuals with whom you work? Other (specify)

	Column N %	Count	Row N %
E4_OTHER	Open-ended results. Not responsive to request.		
Total		121	100%

E5: To what extent does your assignment enhance the capacities of organizations with whom you work?

	None 1	2	3	4	Exceptional 5	NA	Total
Identifying and prioritizing organizational needs	3%	10%	32%	37%	10%	8%	117
Leadership	3%	13%	32%	38%	6%	8%	117
Management	3%	12%	37%	32%	7%	9%	117
Monitoring and evaluation	3%	19%	34%	31%	4%	9%	117
Planning and implementing organizational activities	2%	6%	32%	36%	17%	8%	117
Teamwork/participatory decision-making	1%	10%	35%	28%	18%	7%	116
Use of local resources	3%	6%	38%	30%	16%	8%	117
Ability to mobilize, manage, and sustain local volunteers	4%	20%	32%	26%	7%	10%	117
Other: Please specify below	8%		3%			89%	37

E5: To what extent does your assignment enhance the capacities of organizations with whom you work? Other (specify)

	Column N %	Count	Row N %
E5_OTHER	Open-ended results. Not responsive to request.		
Total		121	100%

E6: How effective have you been in transferring knowledge and skills to help the following persons or groups build their capacities?

	Not at all 1	2	3	4	Exceptionally 5	NA	Total
Your counterpart/community partner	10%	16%	35%	23%	4%	12%	118
Another institution/organization	6%	11%	36%	25%	8%	14%	118
Members of your host community	3%	1%	28%	37%	19%	11%	118
Other: Please specify below			6%	3%	6%	86%	36

E7: To what extent have HC individuals gained a better understanding of Americans? Includes "Too early to tell."

	Not at all	Minimally	Moderately	Considerably	Exceptionally	Too early to tell	Total
E7	0%	3%	21%	48%	17%	11%	119

E7: To what extent have HC individuals gained a better understanding of Americans? Excludes "Too early to tell."

	Not at all	Minimally	Moderately	Considerably	Exceptionally	Total
E7		4%	24%	54%	19%	106

E9. In which of the following third goal activities have you participated during your PC service?

	PCV Responses	% Doing This	Total PCVs Responding
\$E9Goal3Acts Electronic updates	101	86%	117
Hosting American visitors	81	69%	
Personal website or blog	61	52%	
Enrollment in the CWWS/CMS program	41	35%	
Hard copy/paper update	38	32%	
Pen pal program/letter exchange	14	12%	
While on home leave, spoke at a school or community group	14	12%	
Other please specify	4	3%	
Podcasted/created a slide show or video posted online	2	2%	
Peace Corps Week activities			
Total			

E9: When asked about third goal activities, Volunteer answered "No involvement in third goal activities."

	Have done third goal activities	No third goal activities	Total
Peace Corps' third goal is to "help promote a better understanding of other peoples on the part of Americans." In which of the following third goal activities, including your contact with family and friends, have you participated during your Peace Corps	98%	2%	121

E10: Would you recommend participation in the CWWS CMS to other Volunteers?

	I have not participated in CWWS/CM.	I have participated in CWWS/CM & would recommend it	I have participated in CWWS/CM and would NOT recommend it	Total
E10	69%	27%	4%	111

E11: To what extent have Americans gained a better understanding of HCNs? Includes "Too early to tell."

	Not at all	Minimally	Moderately	Considerably	Exceptionally	Too early to tell	Total
E11	1%	3%	30%	46%	14%	6%	119

E11: To what extent have Americans gained a better understanding of HCNs? Excludes "Too early to tell."

	Not at all	Minimally	Moderately	Considerably	Exceptionally	Total
E11	1%	3%	32%	49%	15%	112

E12: Which of the following resources have been useful to you in your third goal activities?

	Yes
Coverdell World Wise Schools staff (Useful)	19
Contact with other Peace Corps staff in Washington, D.C. (Useful)	10
Information at staging (Useful)	51
Information from your post sent to you before departure (Useful)	61
Internet (Useful)	85
Invitation kits (Useful)	58
Material in staging packet (Useful)	50
Peace Corps staff at post (e.g., World Wise School contact) (Useful)	33
Recruiting (Useful)	29
Resources available from Coverdell World Wise Schools (Useful)	18
Resources available on Peace Corps website (e.g., third goal section) (Useful)	40
Training on third goal (Useful)	32
Other: Please specify below (Useful)	3

E12: Which of the following resources would/will be helpful to you in your third goal activities?

	Yes
Coverdell World Wise Schools staff (Would be helpful)	55
Contact with other Peace Corps staff in Washington, D.C. (Would be helpful)	35
Information at staging (Would be helpful)	9
Information from your post sent to you before departure (Would be helpful)	20
Internet (Would be helpful)	16
Invitation kits (Would be helpful)	13
Material in staging packet (Would be helpful)	13
Peace Corps staff at post (e.g., World Wise School contact) (Would be helpful)	17
Recruiting (Would be helpful)	21
Resources available from Coverdell World Wise Schools(Would be helpful)	25
Resources available on Peace Corps website (e.g., third goal section) (Would be helpful)	18
Training on third goal (Would be helpful)	31
Other: Please specify below (Would/will be helpful)	4

E12: Other useful/helpful resources? Other (specify)

	Column N %	Count	Row N %
E12_OTHER	Open-ended results. Not responsive to request.		
Total		121	100%

E13: Do you know about the Peace Corps Partnership Program (PCPP)?

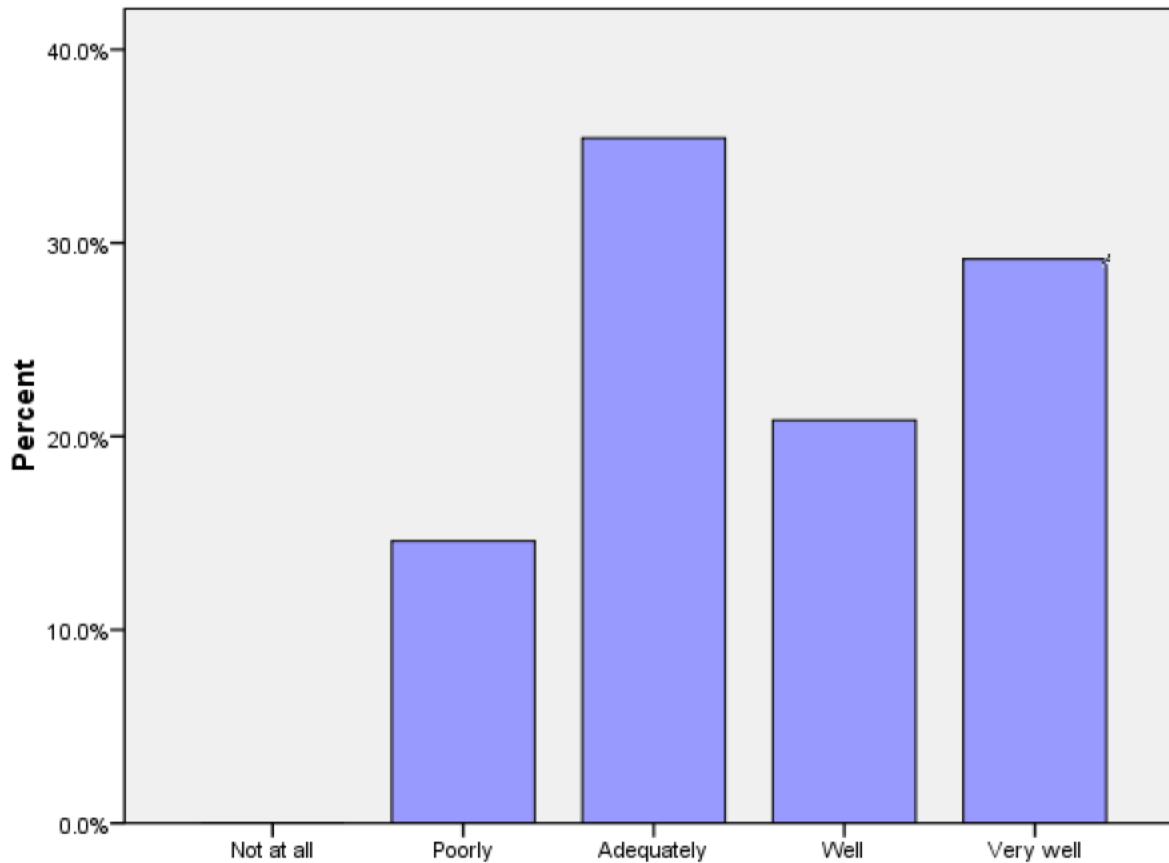
	No	Yes, but I haven't used it.	Yes, I have used it.	Total
E13	17%	68%	15%	121

F. Peace Corps Support

This section reports Volunteers' assessments of in-country Peace Corps.

F1 (PCVs at post 9+ months): How prepared for your arrival were the host people with whom you work?

	Not at all	Poorly	Adequately	Well	Very well	Total
F1		15%	35%	21%	29%	48



F1: When you arrived at your community, how prepared for your arrival were the host people with whom you work?

F2: How satisfied are you with the health care you received from your PCMO(s)?

	Not at all	Minimally	Adequately	Considerably	Exceptionally	Not Used	Total
F2		4%	18%	40%	34%	3%	119

F3: How satisfied are you with the following support provided by in-country PC staff?

	Not at all 1	2	3	4	Completely 5	NA	Total
Administrative/logistical		1%	8%	43%	48%	1%	120
Cross-cultural	1%	7%	12%	33%	46%	2%	120
Emotional	2%	3%	18%	36%	34%	7%	120
Feedback on my work reports	2%	8%	21%	29%	35%	6%	118
Job assignment		2%	17%	41%	41%		120
Language learning	3%	6%	26%	39%	25%	1%	120
Medical		5%	17%	38%	41%		120
Safety and security		2%	20%	38%	39%	1%	120
Site selection/preparation	2%	6%	20%	36%	36%		120
Technical skills	2%	6%	32%	39%	21%	1%	120

F4: How satisfied are you with the PC time and resources allocated to mental health/adjustment issues?

	Not at all satisfied 1	2	3	4	Completely satisfied 5	Total
F4	2%	6%	28%	33%	31%	120

F5: What level of PC support have you received to help cope with stress from issues such as HIV/AIDS, food insecurity, etc. in your community? (Including PCVs w/no need for support)

	No support	Minimal support	Adequate support	Considerable support	Exceptional support	NA / I have no need for support	Total
F5		3%	17%	15%	9%	55%	121

F5: What level of PC support have you received to help cope with stress from issues such as HIV/AIDS, food insecurity, etc. in your community? (Excluding PCVs w/no need for support)

	No support	Minimal support	Adequate support	Considerable support	Exceptional support	Total
F5	0%	7%	39%	33%	20%	54

F6: How would you rate your interaction with the Country Director in terms of the following?

	Not adequate	Adequate	Total
Responsiveness to my issues	0%	100%	117
Informative content	1%	99%	118
My comfort level discussing issues	3%	97%	117
Adequacy of visits	15%	85%	108

F6: How would you rate your interaction with the PTO/SRPTC in terms of the following?

	Not adequate	Adequate	Total
Responsiveness to my issues	0%	100%	117
Informative content	0%	100%	116
My comfort level discussing issues	2%	98%	116
Adequacy of visits	8%	92%	108

F6: How would you rate your interaction with the APCD/Program Manager in terms of the following?

	Not adequate	Adequate	Total
Responsiveness to my issues	3%	97%	117
Informative content	3%	97%	114
My comfort level discussing issues	3%	97%	115
Adequacy of visits	6%	94%	112

F6: How would you rate your interaction with the PCMO in terms of the following?

	Not adequate	Adequate	Total
Responsiveness to my issues	10%	90%	116
Informative content	8%	92%	113
My comfort level discussing issues	5%	95%	114
Adequacy of visits	7%	93%	106

F6: How would you rate your interaction with the Safety and Security Coordinator in terms of the following?

	Not adequate	Adequate	Total
Responsiveness to my issues	2%	98%	117
Informative content	3%	97%	117
My comfort level discussing issues	10%	90%	114
Adequacy of visits	6%	94%	107

F6: How would you rate your interaction with the Training Manager in terms of the following?

	Not adequate	Adequate	Total
Responsiveness to my issues	3%	97%	116
Informative content	4%	96%	113
My comfort level discussing issues	4%	96%	112
Adequacy of visits	6%	94%	108

F6: How would you rate your interaction with administrative staff in terms of the following?

	Not adequate	Adequate	Total
Responsiveness to my issues	2%	98%	118
Informative content	0%	100%	117
My comfort level discussing issues	5%	95%	115
Adequacy of visits	6%	94%	107

F6: How would you rate your interaction with other post staff (please specify) in terms of the following?

	Not adequate	Adequate	Total
Responsiveness to my issues	11%	89%	18
Informative content	5%	95%	21
My comfort level discussing issues	6%	94%	17
Adequacy of visits	12%	88%	16

F7: To what extent is your CD aware of Volunteer issues and concerns through interactions with Volunteers?

	Not at all	Minimally	Adequately	Considerably	Completely	Total
F7		3%	31%	53%	13%	119

F8: What is the most effective way you use to communicate with PC staff?

Most effective	Email/ Internet	35%	42
	Cellphone (voice)	32%	38
	Telephone at residence or work	24%	28
	In-person visits	6%	7
	Telephone not at residence or work	3%	3
	Text messaging	1%	1
	Other. Please specify		
	Letters		
	CB radio		
	Total	100%	119

F8: What is the second most effective way you use to communicate with PC staff?

Second most effective	Email/ Internet	45%	53
	Cellphone (voice)	24%	28
	Telephone at residence or work	22%	26
	In-person visits	5%	6
	Text messaging	3%	3
	Telephone not at residence or work	3%	3
	Other. Please specify		
	Letters		
	CB radio		
	Total	100%	119

F8: What is the third most effective way you use to communicate with PC staff?

(C11_THREE) Third most effective	In-person visits	42%	48
	Email/ Internet	18%	20
	Telephone at residence or work	14%	16
	Cellphone (voice)	12%	14
	Telephone not at residence or work	7%	8
	Text messaging	4%	5
	Letters	2%	2
	Other. Please specify	1%	1
	CB radio		
	Total	100%	114

F9: How do you rate the effectiveness of your communication resources for contacting in-country PC staff?

	Very poor	Poor	Adequate	Good	Excellent	Total
F9		1%	13%	41%	45%	121

G. Your Safety and Security

This section reports on how safe and informed about their safety Volunteers feel. Their experiences with reported and unreported crimes are summarized.

G1: How safe do you feel...?

	Not at All Safe	Often Safe	Adequately Safe	Usually Safe	Very Safe	Total
Where you live		2%	6%	32%	60%	120
Where you work		1%	5%	22%	72%	120
When you travel in-country		8%	24%	49%	19%	120
City where main Peace Corps office is located	4%	22%	39%	26%	8%	120

G2: Please indicate the number of times you experienced the following types of discrimination/harassment.

	Never	Once	2-5 times	6-10 times	11-25 times	26+ times	Total
Age	93.1%	1.1%	3.4%		1.1%	1.1%	87
Anti-American	70.5%	6.8%	18.2%	3.4%	1.1%		88
Disability	100.0%						84
Gender	77.9%	2.3%	11.6%	2.3%	2.3%	3.5%	86
Racial/color	86.4%		6.8%	3.4%	2.3%	1.1%	88
Religious	90.6%	1.2%	7.1%	1.2%			85
Sexual (verbal)	63.2%	2.3%	14.9%	1.1%	8.0%	10.3%	87
Sexual (physical)	88.2%	8.2%	2.4%			1.2%	85
Sexual orientation	92.9%	2.4%	3.6%		1.2%		84

G2: Please indicate the number of times you reported discrimination/harassment events to PC.

	Never	Once	2-5 times	6-10 times	11-25 times	26+ times	Total
Age	80.0%	20.0%					5
Anti-American	96.0%	4.0%					25
Gender	93.3%	6.7%					15
Racial/color	90.0%	10.0%					10
Religious	100.0%						5
Sexual (verbal)	93.3%	3.3%	3.3%				30
Sexual (physical)	66.7%	33.3%					9
Sexual orientation	100.0%						4

G3: Please indicate the number of times you experienced the following types of crimes.

	Never	Once	2-5 times	6-10 times	11-25 times	26+ times	Total
Burglary	92.0%	6.9%	1.1%				87
Theft	69.1%	23.4%	7.4%				94
Robbery	95.2%	2.4%	2.4%				83
Physical assault	98.8%	1.2%					82
Aggravated assault	98.8%	1.2%					83
Sexual assault	96.4%	3.6%					83
Rape	100.0%						80

G3: Please indicate the number of times you reported the following crimes to Peace Corps.

	Never	Once	2-5 times	6-10 times	11-25 times	26+ times	Total
Burglary	14.3%	85.7%					7
Theft	34.6%	61.5%	3.8%				26
Robbery		50.0%	50.0%				4
Physical assault		100.0%					1
Aggravated assault		100.0%					1
Sexual assault	50.0%	50.0%					2

G4: If you did not report your experience with burglary, please your reason(s) for not reporting.

	PCV Responses	% Reason Not Rptd	Total PCVs Responding
\$NoRpBurg Other	3	60%	5
I did not think the PC could help	1	20%	
I believed it could result in changing sites	1	20%	
I felt it was too minor or common to report			
Concerns of a possible breach in confidentiality			
Reporting might result in disciplinary action against me			
It might hurt my relationship with the community			
Total			

*Percents may total to more than 100% since Volunteers were asked to "mark all that apply."

G4: If you did not report your experience with theft, please your reason(s) for not reporting.

		PCV Responses	% Reason Not Rptd	Total PCVs Responding
\$NoRpTheft	I felt it was too minor or common to report	8	53%	
	I did not think the PC could help	4	27%	
	Other	3	20%	
	I believed it could result in changing sites	1	7%	
	It might hurt my relationship with the community	1	7%	
	Concerns of a possible breach in confidentiality			
	Reporting might result in disciplinary action against me			
	Total			

*Percents may total to more than 100% since Volunteers were asked to "mark all that apply."

G4: If you did not report your experience with robbery, please your reason(s) for not reporting.

		PCV Responses	% Reason Not Rptd	Total PCVs Responding
\$NoRpRobb	Other	2	67%	
	It might hurt my relationship with the community	1	33%	
	I did not think the PC could help			
	I believed it could result in changing sites			
	I felt it was too minor or common to report			
	Concerns of a possible breach in confidentiality			
	Reporting might result in disciplinary action against me			
	Total			

*Percents may total to more than 100% since Volunteers were asked to "mark all that apply."

G4: If you did not report your experience with physical assault, please your reason(s) for not reporting.

		PCV Responses	% Reason Not Rptd	Total PCVs Responding
\$NoRpPhAs	Other	2	100%	
	I did not think the PC could help			
	I believed it could result in changing sites			
	I felt it was too minor or common to report			
	Concerns of a possible breach in confidentiality			
	Reporting might result in disciplinary action against me			
	It might hurt my relationship with the community			
	Total			2

*Percents may total to more than 100% since Volunteers were asked to "mark all that apply."

G4: If you did not report your experience with aggravated assault, please your reason(s) for not reporting.

	PCV Responses	% Reason Not Rptd	Total PCVs Responding
\$NoRpAgAs Other	2	100%	
I did not think the PC could help			
I believed it could result in changing sites			
I felt it was too minor or common to report			
Concerns of a possible breach in confidentiality			
Reporting might result in disciplinary action against me			
It might hurt my relationship with the community			
Total			2

*Percents may total to more than 100% since Volunteers were asked to "mark all that apply."

G4: If you did not report your experience with sexual assault, please your reason(s) for not reporting.

	PCV Responses	% Reason Not Rptd	Total PCVs Responding
\$NoRpSxAs Other	2	67%	3
I did not think the PC could help	1	33%	
I felt it was too minor or common to report	1	33%	
I believed it could result in changing sites			
Concerns of a possible breach in confidentiality			
Reporting might result in disciplinary action against me			
It might hurt my relationship with the community			
Total			

*Percents may total to more than 100% since Volunteers were asked to "mark all that apply."

G4: If you did not report your experience with rape, please your reason(s) for not reporting.

	PCV Responses	% Reason Not Rptd	Total PCVs Responding
\$NoRpRape	2	100%	
Other			
I did not think the PC could help			
I believed it could result in changing sites			
I felt it was too minor or common to report			
Concerns of a possible breach in confidentiality			
Reporting might result in disciplinary action against me			
It might hurt my relationship with the community			
Total			2

*Percents may total to more than 100% since Volunteers were asked to "mark all that apply."

H. Volunteers working in HIV/AIDS

This section reports Volunteers' involvement in HIV/AIDS and their perceived effectiveness of their HIV/AIDS related activities.

H1: Which of the following best describes your involvement in HIV/AIDS activities?

	HIV/AIDS work is my primary assignment.	HIV/AIDS work is part of my secondary activities.	Involved in HIV/AIDS efforts, not primary/secondary work	Not involved in any HIV/AIDS related activities	Total
H1	2%	8%	12%	78%	120

H2: How well has PC training prepared you to undertake your HIV/AIDS activities?

	Not at all	Poorly	Adequately	Well	Very well	NA	Total
H2	15%	33%	37%	11%		4%	27

H3: In working with HC individuals or groups, how would you rate the effectiveness of your specific HIV/AIDS activities? (Including the "Don't Know" responses)

	Seldom effective	Sometimes effective	Often effective	Almost always effective	Don't know	Total
H3		22%	44%	4%	30%	27

H3: In working with HC individuals or groups, how would you rate the effectiveness of your specific HIV/AIDS activities? (Excluding the "Don't Know" responses)

	Seldom effective	Sometimes effective	Often effective	Almost always effective	Total
H3		32%	63%	5%	19

I. Your Life in the Peace Corps

This section reports on Volunteers' descriptions of and adjustments to their living conditions, including stress factors and how Volunteers cope with stress.

I1: Have you lived with a host country individual or family?

	No, I have never lived with a host country individual or f	Yes, I lived with a host country individual or family only	Yes, in my community (not during PST).	Yes, both during PST and later in my community.	Total
I1			7%	93%	120

I2: How often do you interact with HCNs in community/family social events?

	Daily	Several times a week	Weekly	Several times a month	Monthly	Less than once a month	Total
I2	58%	18%	12%	9%	2%	1%	120

I3: How well can you communicate in the language used by most people in your community?

	Not at all	Poorly	Adequately	Well	Very well	Total
I3		1%	21%	37%	42%	120

I4: Do you have the following at your worksite?

	Never	Sometimes or more often	Total
Electricity		100%	118
Running water		100%	118

I4: Do you have the following at your residence?

	Never	Sometimes or more often	Total
Electricity		100%	115
Running water		100%	115

I5: How well do your PC experiences match the expectations you had before you became a Volunteer?

	Not at all	Minimally	Moderately	Considerably	Exceptionally	Total
I5	3%	6%	40%	43%	8%	119

I7: To what extent do the following create stress and/or emotional health issues for you?

	Not at all stressful 1	2	3	4	Exceptionally stressful 5	NA	Total
Cultural issues	15%	18%	38%	24%	6%		120
Dealing with violence in country (e.g., civil unrest, domestic violence, corporal punishment)	40%	25%	16%	11%	1%	8%	120
Health/medical problems	20%	34%	27%	15%	3%		118
Issues including family, friends, loved ones in U.S.	21%	26%	25%	19%	9%		120
Isolation/loneliness	15%	22%	30%	27%	7%		120
Local language	25%	31%	22%	18%	4%		120
Primary assignment	27%	25%	26%	16%	6%	1%	120
Romantic relationships in-country	39%	17%	13%	8%	6%	16%	119
Interactions with other Volunteers	58%	25%	10%	4%	1%	2%	120
Interactions with PC Staff	57%	32%	9%	2%		1%	120
Safety and security	43%	34%	13%	8%	1%	1%	120
Other: Please specify below	14%	5%	14%	5%	36%	27%	22

18: Please mark all of the typical ways in which you cope with stress.

	PCV Responses	% Using This Stress Reducer	Total PCVs Responding
\$18LessStress			
Talk with friends and family in US	105	91%	
Talk with PCVs outside my community	102	88%	
Pursue personal hobbies	94	81%	
Do sports	93	80%	
Leave the community for a time	90	78%	
Talk with co-workers or friends (not PCVs)	57	49%	
Get involved in other projects	57	49%	
Talk with my host family	51	44%	
Talk with PC in-country staff	31	27%	
Pray	30	26%	
Meditate	27	23%	
Do other activity (specify)	16	14%	
Talk with PCVs in my community	14	12%	
Talk with Office of Special Services staff			
Total			116

*Percents total to more than 100% since Volunteers were asked to "mark all that apply."

18: Others I talk with to reduce stress

	Percent	Number
18.OTHR.S.TEXT	Open-ended results. Not responsive to request.	
Total	100%	121

I8: Other activities to reduce stress

	Percent	Number
I8.OTHRACT.TEXT2	Open-ended results. Not responsive to request.	
Total	100%	121

I8: When asked about ways of coping with stress, Volunteers who answered "No stress"

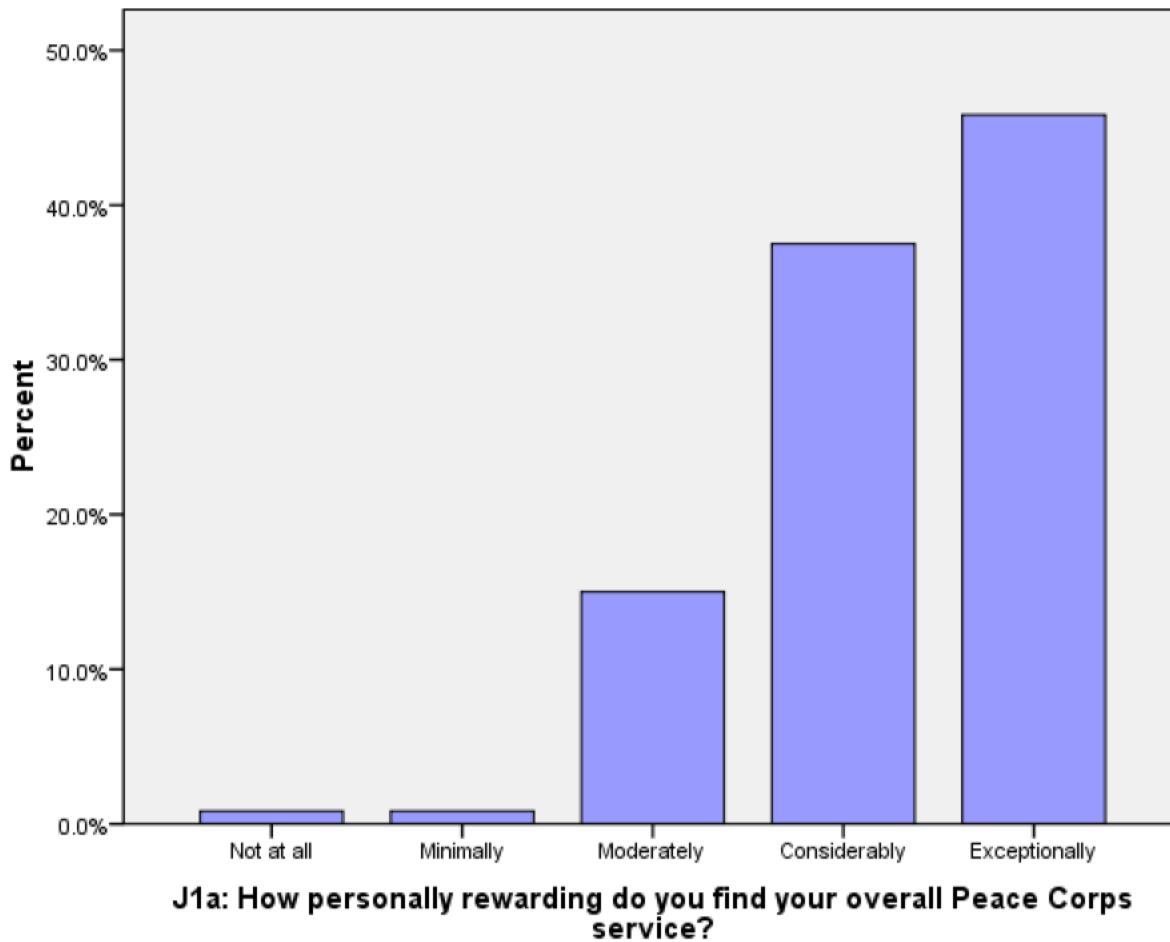
	No	Yes, I have no stress	Total
I8.NOSTRESS	97%	3%	121

J. Overall Assessment of Peace Corps Service

This section reports Volunteers' level of satisfaction with their Peace Corps service and their expectations about completing their service.

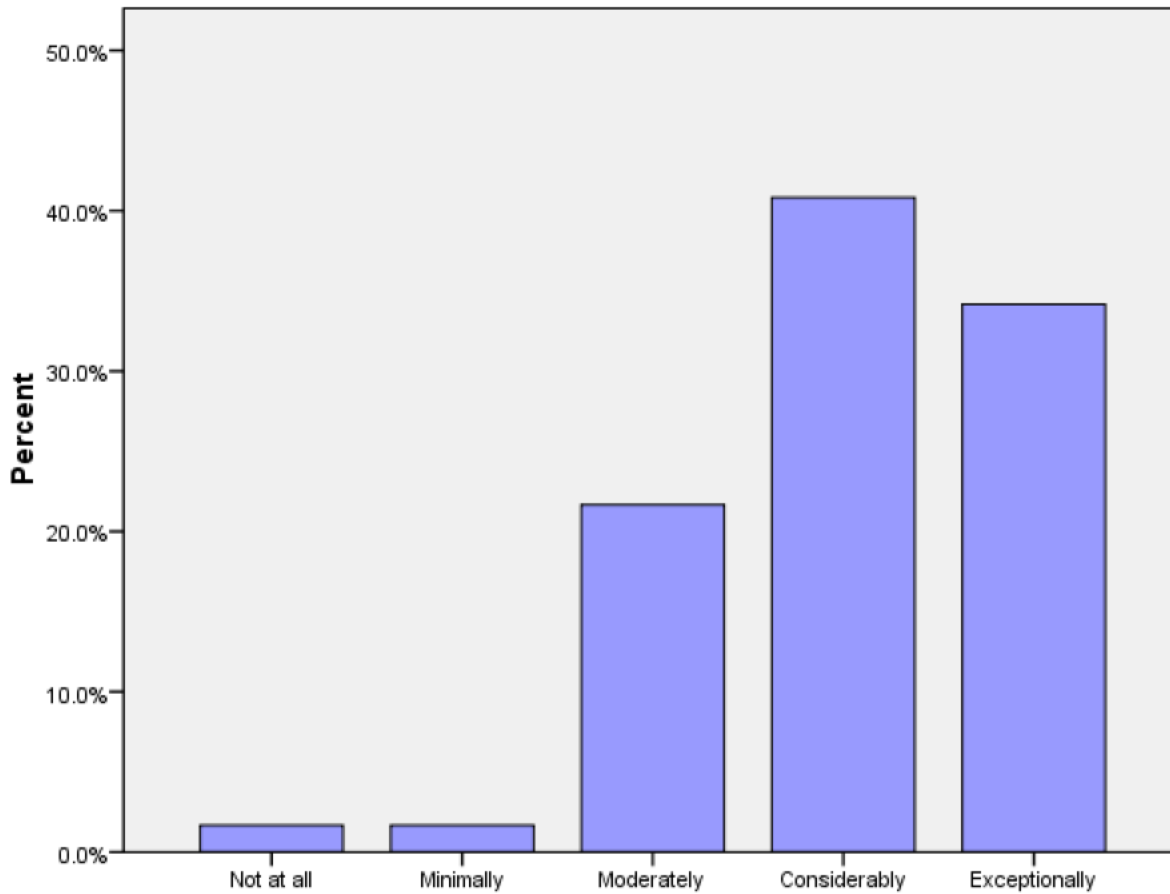
J1a: How personally rewarding do you find your overall Peace Corps service?

	Not at all	Minimally	Moderately	Considerably	Exceptionally	Total
J1A	1%	1%	15%	38%	46%	120



J1b: How personally rewarding do you find your community involvement?

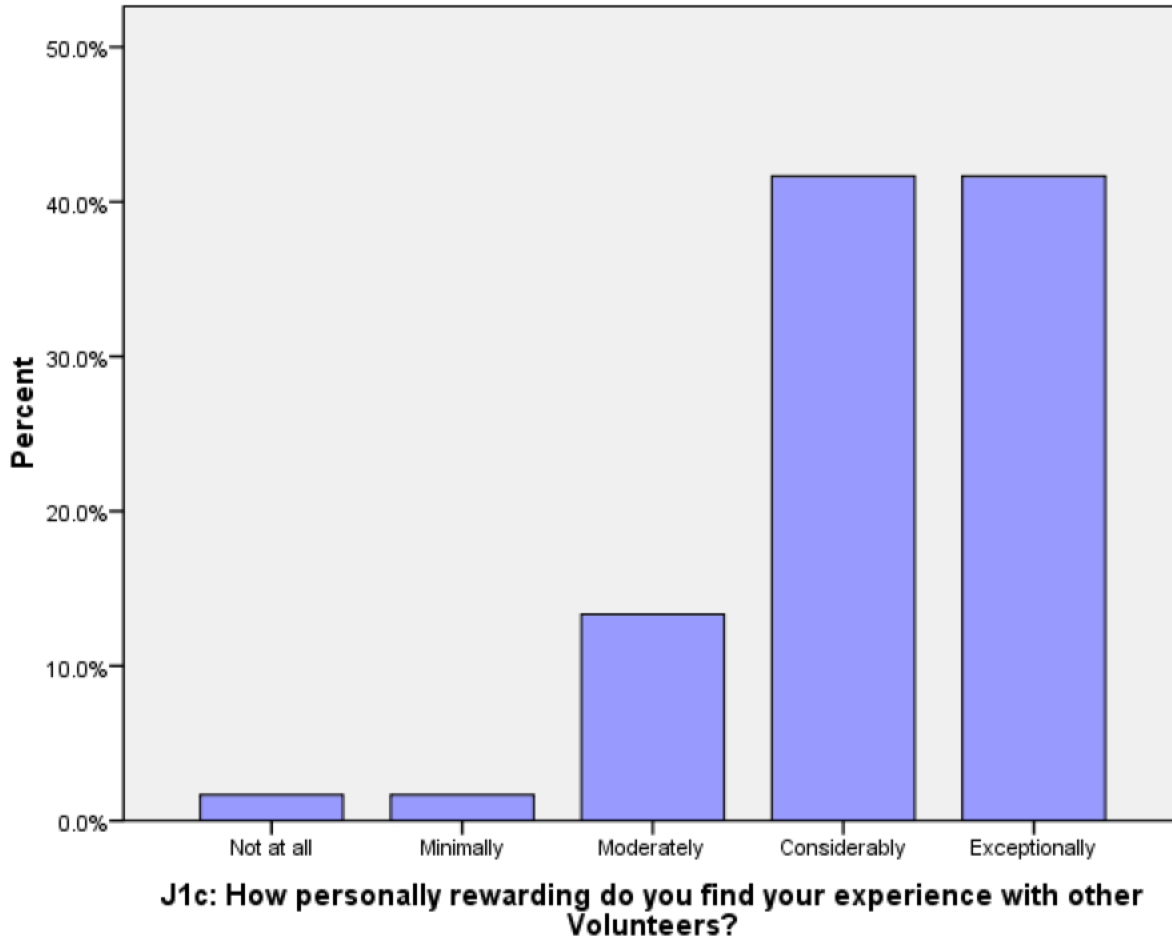
	Not at all	Minimally	Moderately	Considerably	Exceptionally	Total
J1B	2%	2%	22%	41%	34%	120



J1b: How personally rewarding do you find your community involvement?

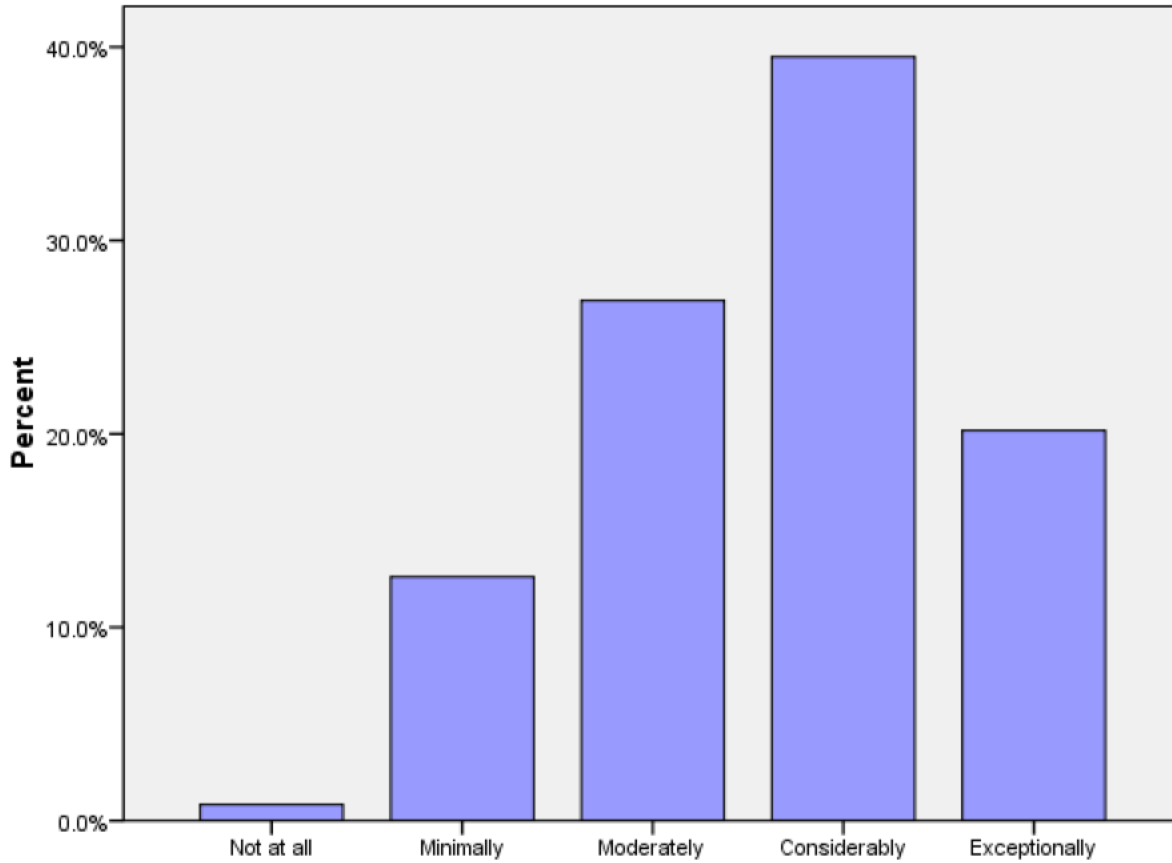
J1c: How personally rewarding do you find your experience with other Volunteers?

	Not at all	Minimally	Moderately	Considerably	Exceptionally	Total
J1C	2%	2%	13%	42%	42%	120



J1d: How personally rewarding do you find your work with counterparts/community partners?

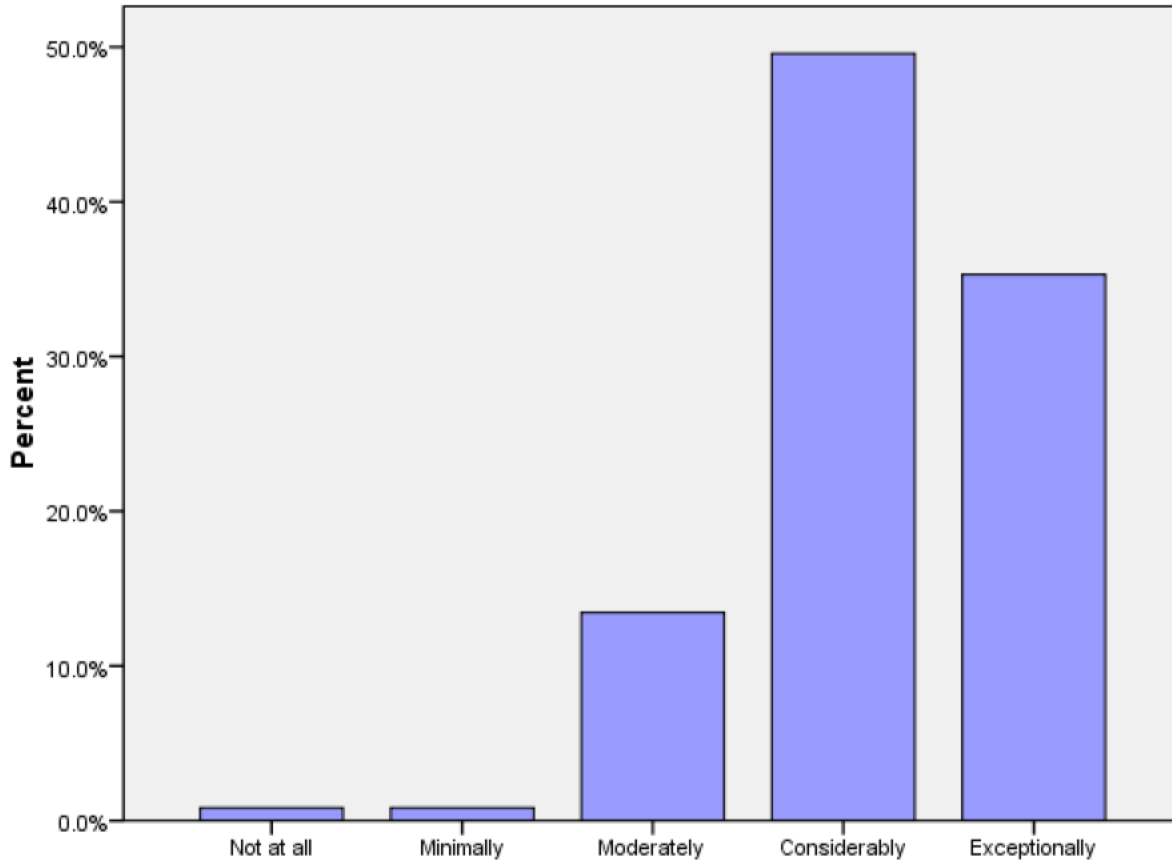
	Not at all	Minimally	Moderately	Considerably	Exceptionally	Total
J1D	1%	13%	27%	39%	20%	119



J1d: How personally rewarding do you find your work with counterparts/community partners?

J1e: How personally rewarding do you find your experience with other HCNs?

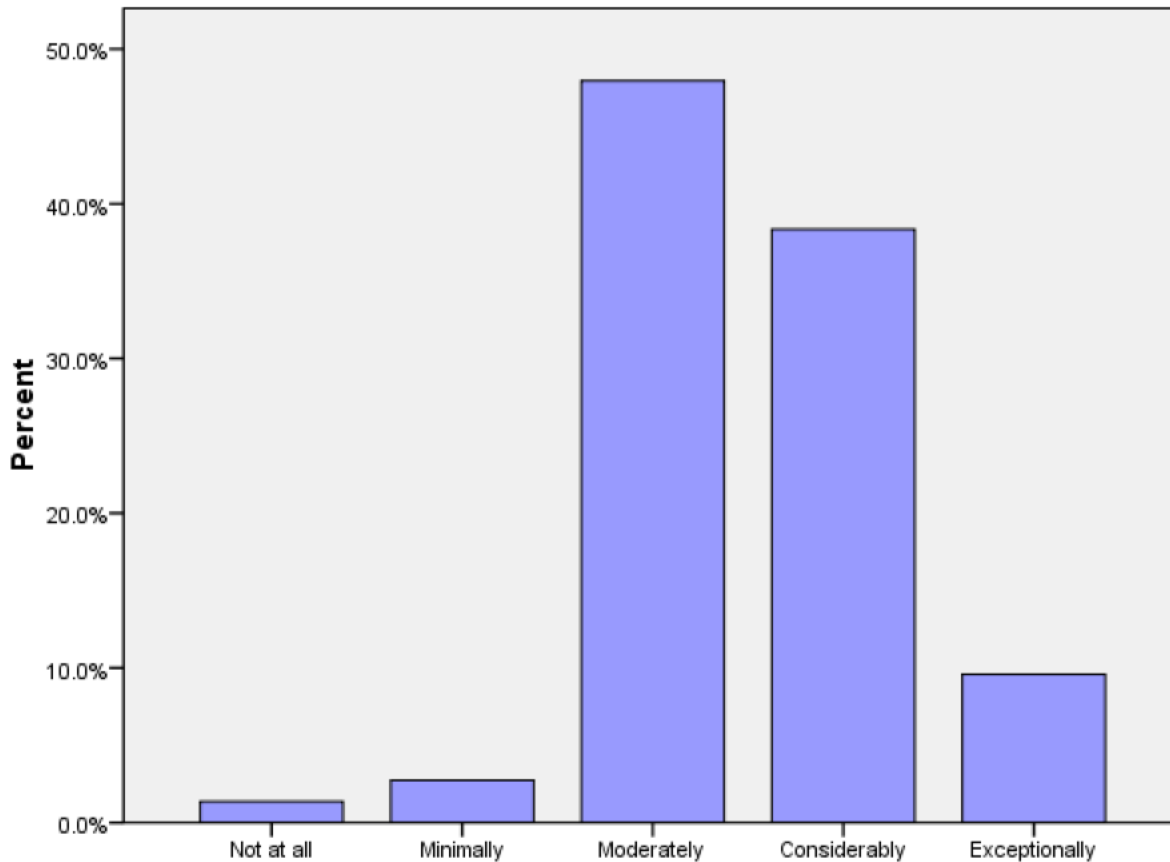
	Not at all	Minimally	Moderately	Considerably	Exceptionally	Total
J1E	1%	1%	13%	50%	35%	119



J1e: How personally rewarding do you find your experience with other HCNs?

J2a (PCVs at post 9 months+ months): Please rate how well you think you achieved Goal 1.

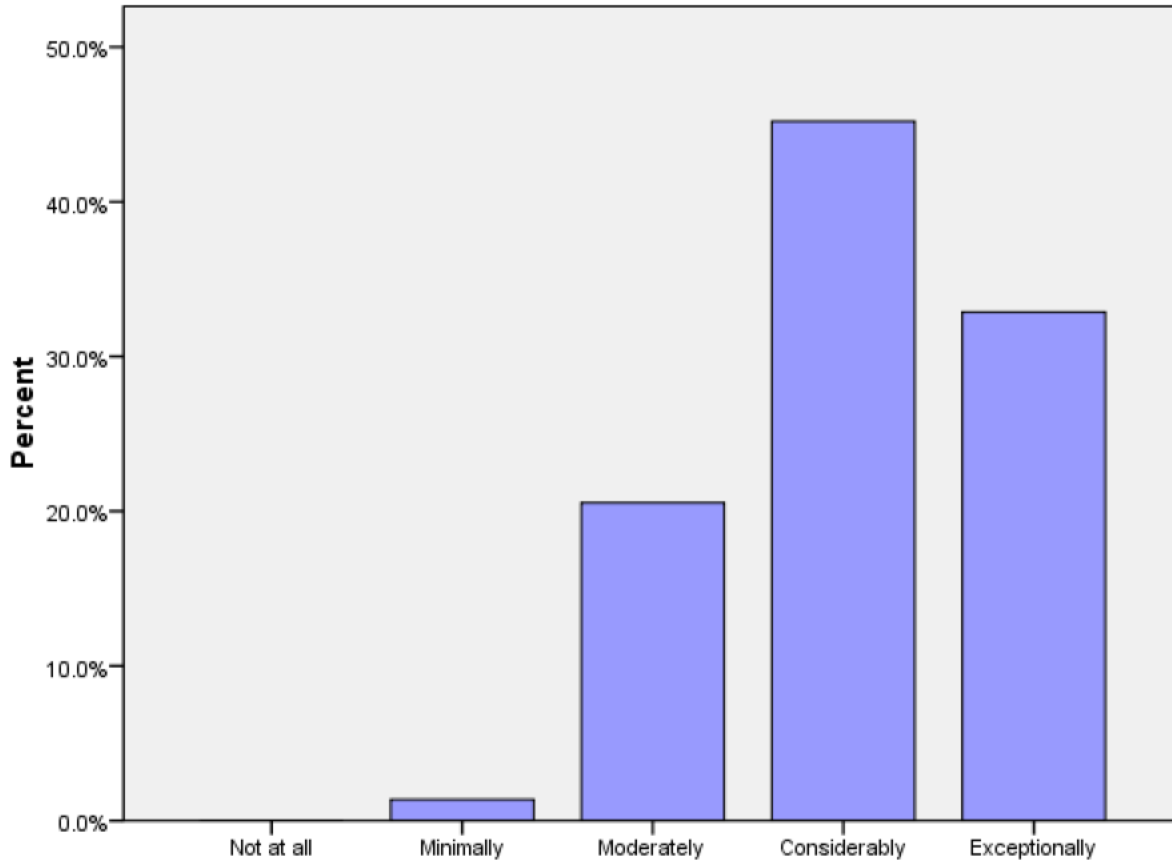
	Not at all	Minimally	Moderately	Considerably	Exceptionally	Total
J2A	1%	3%	48%	38%	10%	73



J2a (PCVs at post 9 months+ months): Rate how well you think you achieved Goal 1.

J2b: (PCVs at post 9 months+ months): Please rate how well you think you achieved Goal 2.

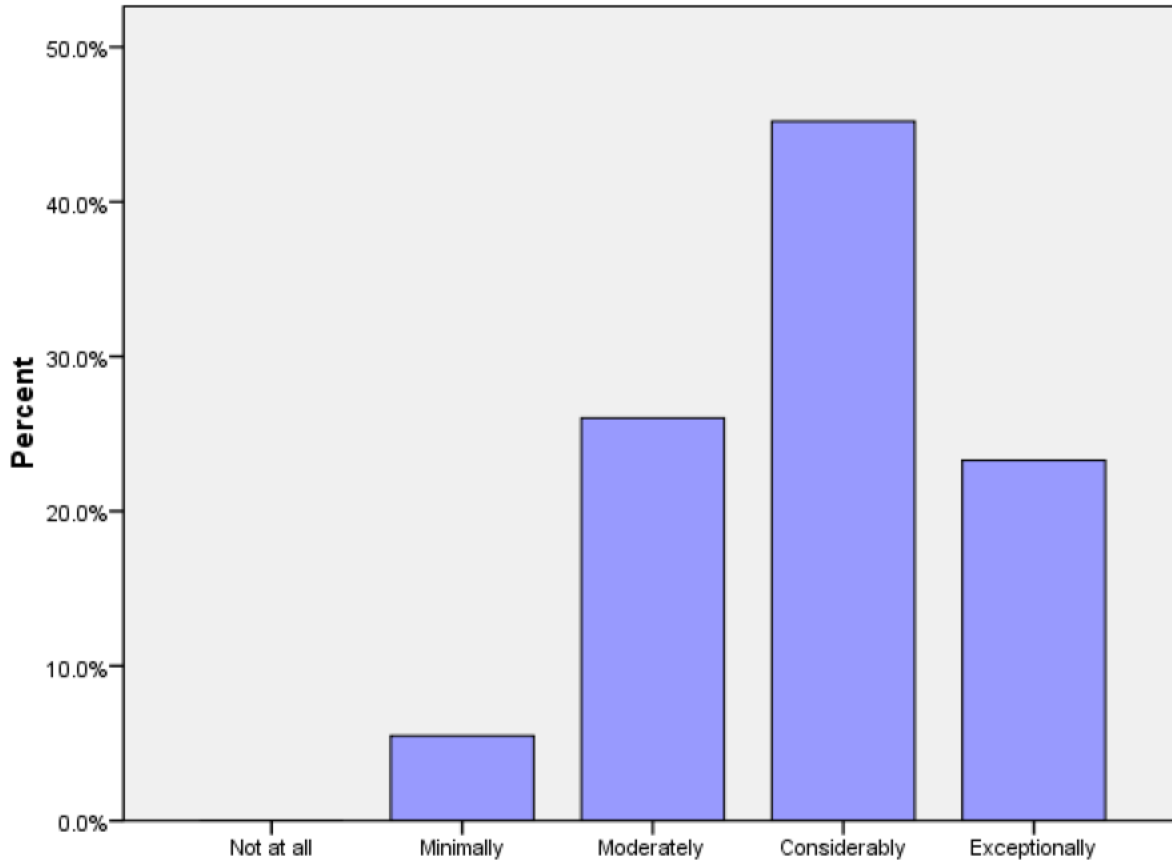
	Not at all	Minimally	Moderately	Considerably	Exceptionally	Total
J2B		1%	21%	45%	33%	73



J2b (PCVs at post 9 months+ months): Rate how well you think you achieved Goal 2.

J2c (PCVs at post 9 months+ months): Please rate how well you think you achieved Goal 3.

	Not at all	Minimally	Moderately	Considerably	Exceptionally	Total
J2C		5%	26%	45%	23%	73



J2c (PCVs at post 9 months+ months): Please rate how well you think you achieved Goal 3.

J3: Today, would you make the same decision to join the Peace Corps?

	No	Not likely	Possibly	Probably	Definitely	Total
J3		1%	7%	16%	77%	120

J4: Would you recommend Peace Corps service to others you think are qualified?

	No	Not likely	Possibly	Probably	Definitely	Total
J4			4%	16%	80%	120

J5: Do you intend to complete your Peace Corps service?

	No	Not sure	Yes	Might extend	Total
J5		2%	80%	18%	120

J6: Would your host country benefit most if the Peace Corps program was---?

	Discontinued	Reduced	Refocused/re-designed	Maintained as is	Expanded	Total
J6	1%	7%	30%	42%	20%	120

K. Activities After Peace Corps Service

This section reports on Volunteers' plans for after they have completed their Peace Corps Service.

K1: What are your plans after your Peace Corps service? Work in government.

Government			
In the U.S.	In your host country	In another country	N
100%	0%	0%	3

* Percent of cases was used. Percentages will be greater than 100 since Volunteers were asked to select all that applied.

K1: What are your plans after your Peace Corps service? Work in the private sector.

Private Sector			
In the U.S.	In your host country	In another country	N
86%	14%	0%	7

* Percent of cases was used. Percentages will be greater than 100 since Volunteers were asked to select all that applied.

K1: What are your plans after your Peace Corps service? Work for an NGO.

NGO			
In the U.S.	In your host country	In another country	N
64%	27%	27%	11

* Percent of cases was used. Percentages will be greater than 100 since Volunteers were asked to select all that applied.

K1: What are your plans after your Peace Corps service? Work for PC

Response.

Peace Corps Response			
In the U.S.	In your host country	In another country	N
33%	0%	67%	3

* Percent of cases was used. Percentages will be greater than 100 since Volunteers were asked to select all that applied.

K1: What are your plans after your Peace Corps service? Continue to participate in volunteer activities.

Volunteer Activities			
In the U.S.	In your host country	In another country	N
83%	11%	17%	18

* Percent of cases was used. Percentages will be greater than 100 since Volunteers were asked to select all that applied.

K1: What are your plans after your Peace Corps service? Graduate school/academic credentialing.

Graduate School			
In the U.S.	In your host country	In another country	N
100%	0%	0%	12

* Percent of cases was used. Percentages will be greater than 100 since Volunteers were asked to select all that applied.

K1: What are your plans after your Peace Corps service? Travel.

Travel			
In the U.S.	In your host country	In another country	N
44%	12%	56%	16

* Percent of cases was used. Percentages will be greater than 100 since Volunteers were asked to select all that applied.

K1: What are your plans after your Peace Corps service? Other.

Other			
In the U.S.	In your host country	In another country	N
75%	0%	25%	4

* Percent of cases was used. Percentages will be greater than 100 since Volunteers were asked to select all that applied.

K2: How prepared do you feel to share your Peace Corps experience and knowledge of your host country with others in the United States when you return?

	Not at all	Minimally	Moderately	Considerably	Total
How prepared do you feel to share your Peace Corps experience and knowledge of your host country with others in the United States when you return?	0%	0%	19%	81%	27

K3: How well do you feel Peace Corps has prepared you for life in the U. S. after you return?

	Not at all	Minimally	Moderately	Considerably	Exceptionally	Total
How well do you feel Peace Corps has prepared you for life in the U. S. after your return?	0%	0%	22%	44%	33%	27

K6: Have your life/career goals changed because of your Peace Corps service?

	No	Yes	Total
Have your life/career goals changed because of your Peace Corps service?	31%	69%	26

K7: How well informed are you about the following opportunities for returned Volunteers:

	Not informed	Somewhat informed	Well informed	N
Peace Corps Response	11%	37%	52%	27
Peace Corps' Fellows/USA program	4%	41%	56%	27
Noncompetitive eligibility	4%	48%	48%	27
RPCV Career Center in Washington, D.C.	19%	37%	44%	27
Returned Volunteer Services	15%	41%	44%	27

K8: How did you first learn about the Fellows/USA program?

Learn about Fellows/USA program	PC Website	31%	
	From staff in the host country's PC office	27%	
	From a recruiter	23%	
	Mid-service mailing from PC	19%	
	Word of mouth	19%	
	At PST	8%	
	At COS Conference	8%	
	At IST	4%	
	University website	4%	
	At post's information resource center	4%	
	Other	4%	
	Hotline	0%	
	N		26

* Percent of cases was used. Percentages will be greater than 100 since Volunteers were asked to select all that applied.

K9: Which of the following resources do you think will be helpful as you exit Peace Corps service?

K9 Resources	RPCV Handbook	70%	27
	Career Resource Manual	70%	
	Electronic newsletter with job postings and career advice	63%	
	RPCV career conferences	63%	
	List of RPCVs willing to talk to me about their careers	59%	
	Access to free job bulletins	59%	
	RPCV job search webinars	33%	
	Applying to federal government with RPCV noncompetitive eligibility	30%	
	Self-assessment software (SIGI 3)	30%	
	Connection with RPCVs through a mentoring program	26%	
	Guide to speaking about my PC service to others (third goal)	19%	
	NOT SURE	7%	
	Other	0%	
N			

* Percent of cases was used. Percentages will be greater than 100 since Volunteers were asked to select all that applied.

K10: Which of the following third goal (helping promote a better understanding of peoples on the part of Americans) activities do you plan to do when you return to the U. S.?

K10 Third Goal	Continue with volunteerism and service learning	93%	
	Join a RPCV group	74%	
	Speak to school age children about my experience	70%	
	Speak to a group of adults about my experience	67%	
	Participate in PC Week	48%	
	Write stories from my PC service on my own	33%	
	Obtain and use PC third goal resources	15%	
	NOT SURE	7%	
	Write stories from my PC service in conjunction with CWWS	4%	
	Other	4%	
	N		27

* Percent of cases was used. Percentages will be greater than 100 since Volunteers were asked to select all that applied.