



**Peace Corps Volunteer
2009 Annual Volunteer Survey**

**Ecuador
October 4, 2009**

Office of Strategic Information, Research and Planning

Table of Contents

Introduction to the 2009 Annual Volunteer Survey Report	3
Overview of the Post's 2009 Volunteer Survey Respondents.....	4
A. Applying to the Peace Corps.....	7
B. Preparation for the Peace Corps.....	10
C. Your Peace Corps Assignment	11
D. Training for Peace Corps Assignment	17
E. Volunteer Assignment Goals and Impact.....	20
F. Peace Corps Support.....	29
G. Your Safety and Security	35
H. Volunteers working in HIV/AIDS.....	44
I. Your Life in the Peace Corps	45
J. Overall Assessment of Peace Corps Service	50
K. Activities After Peace Corps Service.....	59

Introduction to the 2009 Annual Volunteer Survey Report

This country report contains the tables and charts from the Volunteers in your country who completed the 2009 Annual Volunteer Survey (AVS). The results provide a picture of the activities, experiences and views of Peace Corps Volunteers in 2009. The results show areas where Volunteers' needs are met and identify areas where improvements may be needed. The survey was fielded from May through August 2009.

A core set of questions was asked of all Volunteers. For the first time, Volunteers were also asked a series of questions relevant to their time in country:

- Volunteers in country 8 or less months were asked about applying to and preparing for the Peace Corps.
- Volunteers in country 18 or less months were asked about the effectiveness of their pre-service training (PST).
- Volunteers in country 19 or more months were asked about their post-service plans, as well as the Peace Corps' resources for their post-service transition.

Tables and graphs are labeled by survey section and the survey question. The tables show the percent of post respondents that selected each choice and the total number of post respondents that answered the question. The number of responses for each question will vary, depending on:

- whether the question was asked of all Volunteers or only the Volunteers in-country a certain number of months and
- how many of the Volunteers who were "eligible" to answer the question did respond.

Most survey questions asked respondents to select only one from a set of choices. The percentages for the "select one" responses add up to 100 percent. Other questions asked Volunteers to "mark all that apply" in situations, for example, where it is likely that respondents are involved in more than one secondary activity. The percentages of the "mark all that apply" responses will total more than 100 percent; each percentage equals the number of respondents selecting that choice divided by the number of respondents who answered the question.

Posts are encouraged to compare these 2009 results with the 2006 and 2008 survey results to note trends and changes over time. Because questions are revised from one survey to the next, a crosswalk between the 2008 and 2009 questions is posted on the OSIRP intranet page under 2009 AVS Reports "Reference Documents." The earlier 2008 survey global, regional and post reports are also posted on the OSIRP Intranet page.

Volunteers' extensive narrative responses to the 29 open-ended questions on the survey are in the post's 2009 Annual Volunteer Survey Open Ended Responses report. All Volunteers' narrative responses to key questions will be analyzed for global themes and presented in a later report.

The number of surveys for each post includes surveys submitted online by Volunteers and completed paper surveys sent to the Peace Corps headquarters for hand-entry into the online survey system. The final count may include mostly completed partial surveys added to the final dataset after the survey closed.

Overview of the Post's 2009 Volunteer Survey Respondents

This overview presents basic information about the characteristics of Volunteers who completed the 2009 Annual Volunteer Survey at post.

Completed Surveys by Months in Country

	8 months or less		9 to 18 months		19 months or more		Total	
	Number	Percent	Number	Percent	Number	Percent	Number	Percent
Months3grp	48	31%	61	39%	46	30%	155	100%

L1: What is your age?

	20-29	30-49	50+	Total
AGE3grp	87%	9%	4%	149

L2: What is your gender?

	Female	Male	Total
GENDER	62%	38%	149

Completed surveys by project.

	Count	Column N %
Natural Resource Conservation	42	27%
Rural Public Health	34	22%
Sustainable Agriculture	40	26%
Youth and Families	35	23%
Other. Please specify	2	1%
Total	153	100%

C2: Which best describes the focus of your primary assignment/work?

		Percent	Number
C2	Agriculture/fish/livestock	17%	26
	Environmental education	17%	25
	Youth development	16%	24
	Health extension	15%	23
	Community development	8%	12
	Business education/advising	5%	7
	Other: Please specify	5%	7
	HIV/AIDS	3%	5
	Information & communications technology (ICT)	3%	5
	Forestry/parks	3%	4
	Agroforestry	3%	4
	Urban & regional planning/municipal development	1%	2
	Water sanitation	1%	2
	Other education	1%	2
	NGO development	1%	2
	English teaching	1%	1
	Teacher training		
	Math/science teaching		
	Total	100%	151

C2.TEXT: Which of the following initiatives does your primary work include? Other (specify)

	PERCENT	NUMBER
C2.TEXT		
Open-ended results. Not responsive to request.		
Total	100%	155

A. Applying to the Peace Corps

This section reports Volunteers' motivations in applying and accepting a Peace Corps assignment.

A1: How important were the following factors in accepting a PC assignment?

	Not Important	Somewhat important	Important	NA	Total
Different culture	11%	17%	72%		46
Work experience	13%	41%	46%		46
Help others		11%	89%		46
International experience	2%	11%	87%		45
Language	11%	11%	78%		46
Personal growth	4%	15%	80%		46
U. S. job market	50%	30%	20%		46
Serve my country	28%	35%	37%		46
Travel/adventure	4%	24%	72%		46
Other: Please specify below			5%	95%	21

A1_OTHER: How important were the following factors in accepting a PC assignment? Other (specify)

	PERCENT	NUMBER
A1_OTHER	100%	155
Total	100%	155

A2. What prompted you to apply to the PC? Mark all that apply.

		PCV Responses	% Involved in Initiative	Total PCVs Responding	
What prompted you to apply to PC	Personal interest in the Peace Corps	38	83%		
	Returned Peace Corps Volunteer (e.g., someone you met or know personally)	19	41%		
	Peace Corps website	14	30%		
	Peace Corps recruiter	13	28%		
	Peace Corps campus or community information session	12	26%		
	Other: Please specify	8	17%		
	Article or book about the Peace Corps	7	15%		
	Returned Peace Corps Volunteer who spoke to your school or group about the Peace Corps	2	4%		
	Peace Corps material in the mail	1	2%		
	Radio, TV, or print advertisement				
	Total				46

Percents may total to more than 100% since Volunteers were asked to "Mark all that apply."

A2.OTHER.TEXT: What prompted you to apply to the PC? Other (specify)

	PERCENT	NUMBER
A2.OTHER.TEXT	Open-ended results. Not responsive to request.	
Total	100%	155

B. Preparation for the Peace Corps

This section reports on Volunteers' assessment of the materials and information available before their service.

B1: How useful was the information on the PC website in preparing you for the realities of living and working as a Volunteer?

	Not at all 1	2	3	4	Extremely 5	Don't know (did not access information)	Total
B1	4%	22%	35%	37%	2%		46

B2: How useful were the PC materials about your country in helping you prepare for your service?

	Not at all 1	2	3	4	Extremely 5	Don't know (did not access information)	Total
B2	4%	16%	33%	36%	11%		45

B3: How useful were the materials you received from the PC about your primary assignment in helping you prepare for your service?

	Not at all 1	2	3	4	Extremely 5	Don't know (did not access information)	Total
B3	5%	27%	45%	18%	5%		44

B4: How useful were the materials you received from the PC regarding the need for flexibility in adapting to your work?

	Not at all 1	2	3	4	Extremely 5	Don't know (did not access information)	Total
B4		20%	24%	39%	15%	2%	46

B7: How prepared do you feel to meet the challenges of PC service?

	Not at all 1	2	3	4	Exceptionally 5	Total
B7		7%	26%	48%	20%	46

C. Your Peace Corps Assignment

This section reports Volunteers' primary assignment work and secondary activities. The term "primary assignment" refers to the Volunteers' assignment which is part of an overall project plan designed by your host country partners and in-country Peace Corps staff.

C3: Which of the following activities does your primary assignment/work include? Mark all that apply.

		PCV Responses	% Involved in Initiative	Total PCVs Responding
\$C3PrmAct	Working with youth	82	54%	
	Environment work	61	40%	
	Nutrition education	49	32%	
	Income generation	46	30%	
	Natural resources management	40	26%	
	Working with NGO(s)	38	25%	
	Rural development	33	22%	
	Biodiversity conservation	28	18%	
	HIV/AIDS	28	18%	
	Microenterprise development	28	18%	
	Community food security (production/marketing)	25	16%	
	Business advertising	23	15%	
	Water and sanitation	23	15%	
	Household food security	21	14%	
	Girls' education	19	12%	
	Information and communications technology (ICT)	19	12%	
	Working with special groups (e.g., disabled, elderly, ethnic minorities, orphans)	18	12%	
	Arts	17	11%	
	Other: Please specify	17	11%	
	English teaching	14	9%	

Literacy	14	9%	
Sports/fitness	14	9%	
WID/GAD	13	8%	
World Wise Schools/ Correspondence Match	11	7%	
Library development	8	5%	
Urban development/municipal development	6	4%	
Child survival	5	3%	
Mobilize host country nationals (HCNs) to volunteer	5	3%	
Total			153

Percents may total to more than 100% since Volunteers were asked to "Mark all that apply."

**C3: Which of the following activities does your primary assignment/work include? Other
(specify)**

	Column N %	Count	Row N %
C3.OTHER.TEXT			
Open-ended results. Not responsive to request.			

Open-ended results. Non-responsive to request.

Open-ended results. Non-responsive to request.			
Total		155	100%

C4: Hours Spent on Primary Assignment During Average Work Week

	None	1-10 hrs	11-20 hrs	21-30 hrs	31-40 hrs	More than 40 hrs	Total
C4Hrs6grp		23%	34%	26%	13%	5%	151

C4: How many hours do you spend on your primary assignment during an average work week?

	All Volunteers	Average	Lowest reported	Highest reported	Did not answer
C4	155	22.2	2	55	4

C5: Which of the following do your secondary activities (other than your primary assignment work) include? Mark all that apply.

		PCV Responses	% Involved in Initiative	Total PCVs Responding
\$C5SecAct	English teaching	87	61%	
	Working with youth	56	39%	
	Nutrition education	33	23%	
	Arts	32	22%	
	Sports/fitness	30	21%	
	Information and communications technology (ICT)	22	15%	
	Girls' education	21	15%	
	World Wise Schools/ Correspondence Match	21	15%	
	Environment work	20	14%	
	Income generation	19	13%	
	HIV/AIDS	18	13%	
	Working with special groups (e.g., disabled, elderly, ethnic minorities, orphans)	15	10%	
	Rural development	14	10%	
	Literacy	13	9%	
	WID/GAD	13	9%	
	Business advertising	12	8%	
	Library development	12	8%	
	Microenterprise development	12	8%	
	Natural resources management	12	8%	
	Working with NGO(s)	10	7%	
Biodiversity conservation	8	6%		
Household food security	8	6%		
Water and sanitation	8	6%		

Other: Please specify	8	6%	
Community food security (production/marketing)	6	4%	
Child survival	3	2%	
Mobilize host country nationals (HCNs) to volunteer	2	1%	
Urban development/municipal development	2	1%	
Total			143

Percents may total to more than 100% since Volunteers were asked to "Mark all that apply."

C5: Which of the following do your secondary activities include? Other (specify)

	Column N %	Count	Row N %
C5.OTHER.TEXT	Open-ended results. Not responsive to request.		
Total		155	100%

C5: No Secondary Activities

	Percent	Number
C5.NONE No	95%	147
Yes, I have no secondary activities	5%	8
Total	100%	155

C6: Hours Spent on Secondary Activities During Average Work Week

	None	1-10 hrs	11-20 hrs	21-30 hrs	31-40 hrs	More than 40 hrs	Total
C6Hrs6grp		62%	30%	8%	1%		144

C6. How many hours do you spend on secondary activities during an average work week?

	All Volunteers	Average	Lowest reported	Highest reported	Did not answer
C6	155	11.2	1	32	11

C7: How personally satisfying is your--?

	Not at all 1	2	3	4	Exceptionally 5	Total
Primary assignment	1%	13%	25%	40%	20%	153
Secondary project/activities		10%	23%	41%	25%	145

D. Training for Peace Corps Assignment

This section reports Volunteers' assessments of the effectiveness of their Pre-Service Training and In-Service Training at post. In-Service Training (IST) includes: Reconnect; Technical IST; Mid-Service and Close of Service conferences; project management/leadership conferences; and other post-sponsored training sessions.

D1: (PCVs at post 18 months or less) How effective was your Pre-Service Training (PST) in preparing you to--

	Not effective	Poor	Adequate	Effective	Very Effective	NA/No training	Total
Manage cultural differences		4%	30%	49%	17%	1%	107
Deal with adjustment issues		7%	38%	38%	16%		107
Work with counterparts/community partners	4%	23%	41%	22%	7%	3%	107
Use language needed in work and social interactions	2%	19%	28%	29%	21%	1%	107
Perform technical aspects of your work		24%	36%	29%	7%	5%	107
Work on your project goals and objectives	1%	10%	45%	33%	8%	3%	105
Conduct a participatory community needs assessment (e.g., PACA)	1%	5%	24%	41%	29%	1%	106
Monitor your project goals and outcomes		9%	42%	35%	11%	2%	106
Maintain your physical health	1%	8%	28%	39%	21%	2%	107
Maintain your mental/emotional health	2%	10%	33%	36%	18%	2%	107
Maintain your personal safety and security		1%	11%	36%	50%	3%	107

D5: How effective was your In-Service Training (IST) in preparing you to--

	Not effective	Poor	Adequate	Effective	Very Effective	NA/No training	Total
Manage cultural differences	2%	3%	30%	39%	20%	7%	105
Deal with adjustment issues	1%	5%	30%	43%	15%	6%	105
Build and strengthen working relationships with counterparts/community partners	1%	23%	25%	37%	12%	2%	105
Use language needed in work and social interactions	2%	12%	33%	29%	14%	10%	104
Perform technical aspects of your work	1%	12%	33%	35%	13%	5%	105
Work on your project goals and objectives		5%	33%	42%	18%	2%	105
Conduct a participatory community needs assessment (e.g.,PACA)	4%	5%	34%	26%	14%	17%	102
Monitor project goals and outcomes	2%	6%	32%	42%	16%	2%	102
Maintain your physical health	3%	7%	27%	32%	21%	10%	105
Maintain your mental/emotional health	4%	8%	26%	35%	19%	9%	104
Maintain your personal safety and security	2%		21%	30%	42%	5%	103

D8: Did you have this skill before joining the Peace Corps?

	No/ No answer	Yes	Total
Skills specific to my assignment	51	101	152
Assessing community needs	115	36	151
Organizing/implementing community activities	77	75	152
Building capacity of local organizations	121	29	150
Monitoring, reporting, and evaluating my work	50	102	152
Designing and implementing training sessions	95	57	152

D8: Is the skill needed for your Peace Corps work?

	No/ No answer	Yes	Total
Skills specific to my assignment	4	117	121
Assessing community needs	9	143	152
Organizing/implementing community activities	14	137	151
Building capacity of local organizations	38	111	149
Monitoring, reporting, and evaluating my work	8	143	151
Designing and implementing training sessions	21	130	151

D8: Have you had adequate Peace Corps training to acquire the skill?

	No/ No answer	Yes	Total
Skills specific to my assignment	31	87	118
Assessing community needs	14	130	144
Organizing/implementing community activities	38	100	138
Building capacity of local organizations	70	63	133
Monitoring, reporting, and evaluating my work	18	114	132
Designing and implementing training sessions	45	91	136

E. Volunteer Assignment Goals and Impact

This section reports Volunteers' self-assessments of their impact on the individuals and organizations in the communities in which they serve. At the end of this section, Volunteers' third goal activities, participation in Coverdell World Wise School/Correspondence Match (CWWS/CM) and use of Peace Corps resources to support their work are reported in questions.

E1: To what extent does your Volunteer work assignment address the following?

	Not at all 1	2	3	4	Exceptionally 5	NA	Total
Meets the objectives of the project plan		9%	30%	45%	15%	1%	151
Builds local capacity for sustainability	1%	14%	31%	41%	11%	2%	152
Involves local people in planning and implementing activities	1%	12%	26%	42%	17%	2%	151
Complements other local development activities	1%	10%	25%	44%	15%	5%	151
Transfers skills to host country individuals and organizations	1%	9%	28%	49%	13%	1%	152
Mobilizes host country nationals (HCNs) to volunteer	16%	27%	28%	18%	4%	8%	153
Helps promote a better understanding of Americans on the part of the peoples served (goal 2)	1%	6%	24%	34%	34%	1%	153
Helps promote a better understanding of other peoples on the part of Americans (goal 3)	2%	6%	24%	35%	31%	3%	153

E2: To what extent does your host community--?

	Not at all 1	2	3	4	Exceptionally 5	NA	Total
Need the assistance that you provided		9%	25%	39%	27%		44
Want the assistance that you provided		7%	18%	36%	39%		44

E3: How much impact does your assignment have on the capacities of your host counterparts/community partners?

	None 1	2	3	4	Exceptional 5	NA	Total
Ability to access information (e.g., library, Internet, etc.)	22%	19%	23%	19%	12%	6%	151
Leadership skills	9%	19%	35%	27%	5%	4%	150
Planning and management	3%	15%	38%	32%	9%	3%	152
Problem solving/critical thinking	5%	18%	36%	29%	8%	3%	151
Self-esteem	9%	13%	29%	30%	11%	8%	151
Technical skills	5%	11%	35%	38%	10%	2%	152
Use of local resources	5%	11%	34%	36%	11%	3%	151
Use of external resources (e.g., grants, international NGOs)	13%	15%	25%	26%	13%	8%	151
Better understanding of Americans	1%	7%	18%	37%	36%	1%	150
Other: Please specify below		2%	7%	7%		84%	43

E3: How much impact does your assignment have on the capacities of your host counterparts/community partners? Other (specify)

	Column N %	Count	Row N %
E3_OTHER	Open-ended results. Not responsive to request.		
Total		155	100%

E4: How much impact does your assignment have on the capacities of your host individuals with whom you work?

	None 1	2	3	4	Exceptional 5	NA	Total
Ability to access information (e.g., library, Internet, etc.)	17%	13%	22%	26%	12%	10%	150
Leadership skills	5%	11%	30%	37%	11%	5%	150
Planning and management	5%	15%	41%	30%	7%	1%	149
Problem solving/critical thinking	4%	12%	36%	34%	11%	3%	149
Self-esteem	3%	10%	25%	38%	17%	7%	150
Technical skills	3%	11%	31%	39%	14%	2%	147
Use of local resources	6%	11%	30%	38%	12%	2%	148
Use of external resources (e.g., grants, international NGOs)	18%	19%	24%	18%	14%	7%	150
Better understanding of Americans		7%	16%	35%	40%	2%	150
Other: Please specify below		2%	5%	2%	5%	85%	40

E4: How much impact does your assignment have on the capacities of your host individuals with whom you work? Other (specify)

	Column N %	Count	Row N %
E4_OTHER	Open-ended results. Not responsive to request.		
Total		155	100%

E5: To what extent does your assignment enhance the capacities of organizations with whom you work?

	None 1	2	3	4	Exceptional 5	NA	Total
Identifying and prioritizing organizational needs	11%	9%	32%	25%	11%	11%	150
Leadership	12%	11%	33%	23%	10%	11%	151
Management	12%	14%	28%	23%	11%	12%	151
Monitoring and evaluation	12%	13%	36%	19%	9%	11%	151
Planning and implementing organizational activities	8%	8%	32%	30%	14%	8%	151
Teamwork/participatory decision-making	9%	9%	31%	27%	15%	9%	150
Use of local resources	7%	13%	29%	35%	8%	9%	149
Ability to mobilize, manage, and sustain local volunteers	13%	19%	29%	17%	7%	17%	151
Other: Please specify below	4%	4%	6%	6%	2%	78%	49

E5: To what extent does your assignment enhance the capacities of organizations with whom you work? Other (specify)

	Column N %	Count	Row N %
E5_OTHER Open-ended results. Not responsive to request.			
Total		155	100%

E6: How effective have you been in transferring knowledge and skills to help the following persons or groups build their capacities?

	Not at all 1	2	3	4	Exceptionally 5	NA	Total
Your counterpart/community partner	11%	12%	31%	32%	11%	4%	152
Another institution/organization	8%	16%	28%	34%	5%	9%	152
Members of your host community	2%	9%	32%	42%	14%	1%	152
Other: Please specify below			5%	5%	13%	77%	39

E7: To what extent have HC individuals gained a better understanding of Americans? Includes "Too early to tell."

	Not at all	Minimally	Moderately	Considerably	Exceptionally	Too early to tell	Total
E7	0%	4%	21%	42%	25%	8%	153

E7: To what extent have HC individuals gained a better understanding of Americans? Excludes "Too early to tell."

	Not at all	Minimally	Moderately	Considerably	Exceptionally	Total
E7		4%	23%	46%	27%	140

E9. In which of the following third goal activities have you participated during your PC service?

		PCV Responses	% Doing This	Total PCVs Responding
\$E9Goal3Acts	Electronic updates	133	90%	148
	Hosting American visitors	95	64%	
	Personal website or blog	64	43%	
	Hard copy/paper update	58	39%	
	Enrollment in the CWWS/CMS program	53	36%	
	While on home leave, spoke at a school or community group	32	22%	
	Pen pal program/letter exchange	21	14%	
	Other please specify	9	6%	
	Podcasted/created a slide show or video posted online	8	5%	
	Peace Corps Week activities	4	3%	
	Total			

Percents may total to more than 100% since Volunteers were asked to "Mark all that apply."

E9: When asked about third goal activities, Volunteer answered "No involvement in third goal activities."

	Have done third goal activities	No third goal activities	Total
Peace Corps' third goal is to "help promote a better understanding of other peoples on the part of Americans." In which of the following third goal activities, including your contact with family and friends, have you participated during your Peace Corps	97%	3%	155

E10: Would you recommend participation in the CWWS CMS to other Volunteers?

	I have not participated in CWWS/CM.	I have participated in CWWS/CM & would recommend it	I have participated in CWWS/CM and would NOT recommend it	Total
E10	65%	32%	3%	148

E11: To what extent have Americans gained a better understanding of HCNs? Includes "Too early to tell."

	Not at all	Minimally	Moderately	Considerably	Exceptionally	Too early to tell	Total
E11	0%	4%	30%	42%	19%	4%	151

E11: To what extent have Americans gained a better understanding of HCNs? Excludes "Too early to tell."

	Not at all	Minimally	Moderately	Considerably	Exceptionally	Total
E11		4%	32%	44%	20%	145

E12: Which of the following resources have been useful to you in your third goal activities?

	Yes
Coverdell World Wise Schools staff (Useful)	32
Contact with other Peace Corps staff in Washington, D.C. (Useful)	21
Information at staging (Useful)	64
Information from your post sent to you before departure (Useful)	65
Internet (Useful)	132
Invitation kits (Useful)	75
Material in staging packet (Useful)	68
Peace Corps staff at post (e.g., World Wise School contact) (Useful)	35
Recruiting (Useful)	43
Resources available from Coverdell World Wise Schools (Useful)	26
Resources available on Peace Corps website (e.g., third goal section) (Useful)	45
Training on third goal (Useful)	36
Other: Please specify below (Useful)	3

E12: Which of the following resources would/will be helpful to you in your third goal activities?

	Yes
Coverdell World Wise Schools staff (Would be helpful)	54
Contact with other Peace Corps staff in Washington, D.C. (Would be helpful)	40
Information at staging (Would be helpful)	21
Information from your post sent to you before departure (Would be helpful)	25
Internet (Would be helpful)	12
Invitation kits (Would be helpful)	10
Material in staging packet (Would be helpful)	13
Peace Corps staff at post (e.g., World Wise School contact) (Would be helpful)	30
Recruiting (Would be helpful)	22
Resources available from Coverdell World Wise Schools (Would be helpful)	29
Resources available on Peace Corps website (e.g., third goal section) (Would be helpful)	34
Training on third goal (Would be helpful)	47
Other: Please specify below (Would/will be helpful)	2

E12: Other useful/helpful resources? Other (specify)

	Column N %	Count	Row N %
E12_OTHER	Open-ended results. Not responsive to request.		
Total		155	100%

E13: Do you know about the Peace Corps Partnership Program (PCPP)?

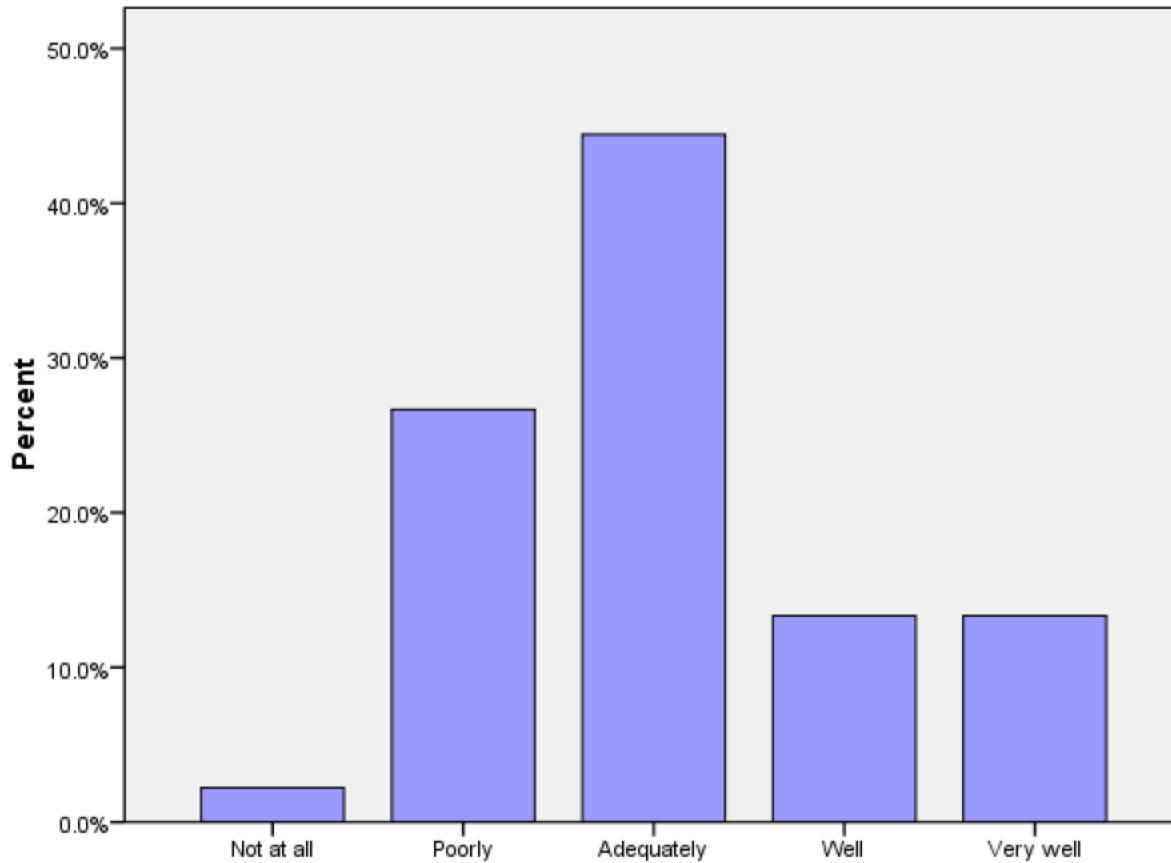
	No	Yes, but I haven't used it.	Yes, I have used it.	Total
E13	34%	55%	11%	151

F. Peace Corps Support

This section reports Volunteers' assessments of in-country Peace Corps.

F1 (PCVs at post 9+ months): How prepared for your arrival were the host people with whom you work?

	Not at all	Poorly	Adequately	Well	Very well	Total
F1	2%	27%	44%	13%	13%	45



F1: When you arrived at your community, how prepared for your arrival were the host people with whom you work?

F2: How satisfied are you with the health care you received from your PCMO(s)?

	Not at all	Minimally	Adequately	Considerably	Exceptionally	Not Used	Total
F2	3%	10%	31%	32%	21%	2%	150

F3: How satisfied are you with the following support provided by in-country PC staff?

	Not at all 1	2	3	4	Completely 5	NA	Total
Administrative/logistical	1%	10%	36%	32%	21%	1%	153
Cross-cultural	1%	11%	32%	38%	18%	1%	152
Emotional	8%	16%	31%	25%	12%	7%	153
Feedback on my work reports	11%	13%	21%	25%	17%	14%	151
Job assignment	9%	12%	29%	30%	19%	1%	151
Language learning	8%	13%	26%	30%	20%	3%	152
Medical	5%	16%	24%	32%	21%	1%	152
Safety and security	1%	2%	15%	35%	46%	1%	151
Site selection/preparation	11%	22%	24%	28%	15%		152
Technical skills	1%	22%	42%	26%	8%	2%	152

F4: How satisfied are you with the Peace Corps allocation of time and resources to mental health/adjustment issues?

	Not at all satisfied 1	2	3	4	Completely satisfied 5	Total
F4	2%	20%	41%	22%	14%	152

F5: What level of PC support have you received to help cope with stress from issues such as HIV/AIDS, food insecurity, etc. in your community? (Including PCVs w/no need for support)

	No support	Minimal support	Adequate support	Considerable support	Exceptional support	NA / I have no need for support	Total
F5	1%	13%	25%	9%	1%	50%	151

F5: What level of PC support have you received to help cope with stress from issues such as HIV/AIDS, food insecurity, etc. in your community? (Excluding PCVs w/no need for support)

	No support	Minimal support	Adequate support	Considerable support	Exceptional support	Total
F5	3%	27%	49%	19%	3%	75

F6: How would you rate your interaction with the Country Director in terms of the following?

	Not adequate	Adequate	Total
Responsiveness to my issues	7%	93%	149
Informative content	3%	97%	147
My comfort level discussing issues	16%	84%	147
Adequacy of visits	21%	79%	140

F6b: How would you rate your interaction with the PTO/SRPTC in terms of the following?

	Not adequate	Adequate	Total
Responsiveness to my issues	10%	90%	146
Informative content	7%	93%	144
My comfort level discussing issues	14%	86%	143
Adequacy of visits	21%	79%	141

F6c: How would you rate your interaction with the APCD/Program Manager in terms of the following?

	Not adequate	Adequate	Total
Responsiveness to my issues	16%	84%	148
Informative content	10%	90%	147
My comfort level discussing issues	17%	83%	144
Adequacy of visits	22%	78%	143

F6d: How would you rate your interaction with the PCMO in terms of the following?

	Not adequate	Adequate	Total
Responsiveness to my issues	18%	82%	148
Informative content	12%	88%	144
My comfort level discussing issues	24%	76%	146
Adequacy of visits	28%	72%	144

F6e: How would you rate your interaction with the Safety and Security Coordinator in terms of the following?

	Not adequate	Adequate	Total
Responsiveness to my issues	5%	95%	147
Informative content	2%	98%	148
My comfort level discussing issues	7%	93%	147
Adequacy of visits	20%	80%	143

F6f: How would you rate your interaction with the Training Manager in terms of the following?

	Not adequate	Adequate	Total
Responsiveness to my issues	5%	95%	147
Informative content	6%	94%	145
My comfort level discussing issues	13%	87%	145
Adequacy of visits	22%	78%	139

F6g: How would you rate your interaction with administrative staff in terms of the following?

	Not adequate	Adequate	Total
Responsiveness to my issues	9%	91%	148
Informative content	5%	95%	145
My comfort level discussing issues	10%	90%	145
Adequacy of visits	18%	82%	142

F6h: How would you rate your interaction with other post staff (please specify) in terms of the following?

	Not adequate	Adequate	Total
Responsiveness to my issues	6%	94%	17
Informative content	6%	94%	18
My comfort level discussing issues	10%	90%	20
Adequacy of visits	26%	74%	19

F7: To what extent is your CD aware of Volunteer issues and concerns through interactions with Volunteers?

	Not at all	Minimally	Adequately	Considerably	Completely	Total
F7	1%	7%	24%	56%	13%	148

F8: What is the most effective way you use to communicate with PC staff?

Most effective	Cellphone (voice)	49%	73
	Text messaging	24%	36
	Email/ Internet	21%	32
	Telephone at residence or work	3%	5
	In-person visits	2%	3
	Other. Please specify		
	Telephone not at residence or work		
	Letters		
	CB radio		
	Total	100%	149

F8: What is the second most effective way you use to communicate with PC staff?

Second most effective	Email/ Internet	45%	66
	Text messaging	28%	41
	Cellphone (voice)	24%	35
	Telephone at residence or work	2%	3
	In-person visits	2%	3
	Other. Please specify		
	Telephone not at residence or work		
	Letters		
	CB radio		
	Total	100%	148

F8: What is the third most effective way you use to communicate with PC staff?

(C11_THREE) Third most effective	Text messaging	33%	48
	Email/ Internet	31%	45
	Cellphone (voice)	18%	26
	In-person visits	12%	18
	Telephone at residence or work	3%	5
	Telephone not at residence or work	1%	2
	Letters	1%	1
	CB radio	1%	1
	Other. Please specify		
	Total	100%	146

F9: How do you rate the effectiveness of your communication resources for contacting in-country PC staff?

	Very poor	Poor	Adequate	Good	Excellent	Total
F9	1%	3%	15%	42%	38%	151

G. Your Safety and Security

This section reports on how safe and informed about their safety Volunteers feel. Their experiences with reported and unreported crimes are summarized.

G1: How safe do you feel...?

	Not at All Safe	Often Safe	Adequately Safe	Usually Safe	Very Safe	Total
Where you live	1%	5%	5%	25%	65%	151
Where you work	1%	4%	5%	22%	69%	151
When you travel in-country	1%	8%	40%	41%	10%	151
City where main Peace Corps office is located	5%	17%	46%	27%	6%	151

G2: Please indicate the number of times you experienced the following types of discrimination/harassment.

	Never	Once	2-5 times	6-10 times	11-25 times	26+ times	Total
Age	89.8%	.8%	7.8%	.8%	.8%		128
Anti-American	69.7%	9.1%	15.9%	.8%	2.3%	2.3%	132
Disability	100.0%						126
Gender	73.2%	1.6%	11.8%	2.4%	3.9%	7.1%	127
Racial/color	84.6%	3.8%	2.3%	4.6%	2.3%	2.3%	130
Religious	93.6%	1.6%	4.0%			.8%	125
Sexual (verbal)	61.2%	4.7%	3.9%	8.5%	7.0%	14.7%	129
Sexual (physical)	92.1%	3.2%	4.0%		.8%		126
Sexual orientation	97.6%	1.6%	.8%				126

G2: Please indicate the number of times you reported discrimination/harassment events to PC.

	Never	Once	2-5 times	6-10 times	11-25 times	26+ times	Total
Age	100.0%						13
Anti-American	100.0%						35
Gender	93.8%		6.2%				32
Racial/color	93.8%		6.2%				16
Religious	85.7%	14.3%					7
Sexual (verbal)	97.6%	2.4%					42
Sexual (physical)	90.0%	10.0%					10
Sexual orientation	100.0%						3

G3: Please indicate the number of times you experienced the following types of crimes.

	Never	Once	2-5 times	6-10 times	11-25 times	26+ times	Total
Burglary	89.8%	8.7%	1.6%				127
Theft	62.8%	24.8%	12.4%				129
Robbery	86.0%	11.6%	2.3%				129
Physical assault	96.0%	3.2%	.8%				124
Aggravated assault	98.4%	1.6%					124
Sexual assault	97.6%	.8%	1.6%				125
Rape	100.0%						121

G3: Please indicate the number of times you reported the following crimes to Peace Corps.

	Never	Once	2-5 times	6-10 times	11-25 times	26+ times	Total
Burglary	30.8%	69.2%					13
Theft	28.9%	55.6%	15.6%				45
Robbery	50.0%	37.5%	12.5%				16
Physical assault	20.0%	80.0%					5
Aggravated assault	50.0%	50.0%					2
Sexual assault	100.0%						2

G4a: If you did not report your experience with burglary, please your reason(s) for not reporting.

		PCV Responses	% Reason Not Rptd	Total PCVs Responding
\$NoRpBurg	I did not think the PC could help	4	57%	
	I felt it was too minor or common to report	4	57%	
	I believed it could result in changing sites	3	43%	
	It might hurt my relationship with the community	2	29%	
	Reporting might result in disciplinary action against me	1	14%	
	Concerns of a possible breach in confidentiality			
	Other			
	Total			

*Percents may total to more than 100% since Volunteers were asked to "mark all that apply."

G4b: If you did not report your experience with theft, please your reason(s) for not reporting.

		PCV Responses	% Reason Not Rptd	Total PCVs Responding
\$NoRpTheft	I felt it was too minor or common to report	14	70%	20
	I did not think the PC could help	10	50%	
	Other	2	10%	
	I believed it could result in changing sites			
	Concerns of a possible breach in confidentiality			
	Reporting might result in disciplinary action against me			
	It might hurt my relationship with the community			
	Total			

*Percents may total to more than 100% since Volunteers were asked to "mark all that apply."

G4c: If you did not report your experience with robbery, please your reason(s) for not reporting.

		PCV Responses	% Reason Not Rptd	Total PCVs Responding
\$NoRpRobb	I did not think the PC could help	4	44%	
	I felt it was too minor or common to report	4	44%	
	Reporting might result in disciplinary action against me	2	22%	
	Other	2	22%	
	I believed it could result in changing sites	1	11%	
	It might hurt my relationship with the community	1	11%	
	Concerns of a possible breach in confidentiality			
	Total			

*Percents may total to more than 100% since Volunteers were asked to "mark all that apply."

G4d: If you did not report your experience with physical assault, please your reason(s) for not reporting.

		PCV Responses	% Reason Not Rptd	Total PCVs Responding
\$NoRpPhAs	I believed it could result in changing sites	2	67%	3
	I felt it was too minor or common to report	1	33%	
	Other	1	33%	
	I did not think the PC could help			
	Concerns of a possible breach in confidentiality			
	Reporting might result in disciplinary action against me			
	It might hurt my relationship with the community			
	Total			

*Percents may total to more than 100% since Volunteers were asked to "mark all that apply."

G4: If you did not report your experience with aggravated assault, please your reason(s) for not reporting.

	PCV Responses	% Reason Not Rptd	Total PCVs Responding
\$NoRpAgAs Reporting might result in disciplinary action against me	1	100%	
Other	1	100%	
I did not think the PC could help			
I believed it could result in changing sites			
I felt it was too minor or common to report			
Concerns of a possible breach in confidentiality			
It might hurt my relationship with the community			
Total			1

*Percents may total to more than 100% since Volunteers were asked to "mark all that apply."

G4e: If you did not report your experience with sexual assault, please your reason(s) for not reporting.

		PCV Responses	% Reason Not Rptd	Total PCVs Responding
\$NoRpSxAs	I did not think the PC could help	3	75%	
	I felt it was too minor or common to report	2	50%	
	It might hurt my relationship with the community	2	50%	
	Other	1	25%	
	I believed it could result in changing sites			
	Concerns of a possible breach in confidentiality			
	Reporting might result in disciplinary action against me			
	Total			

*Percents may total to more than 100% since Volunteers were asked to "mark all that apply."

G4f: If you did not report your experience with rape, please your reason(s) for not reporting.

		% Reason Not Rptd	Total PCVs Responding
	PCV Responses		
\$NoRpRape	I did not think the PC could help		
	I believed it could result in changing sites		
	I felt it was too minor or common to report		
	Concerns of a possible breach in confidentiality		
	Reporting might result in disciplinary action against me		
	It might hurt my relationship with the community		
	Other		
	Total		

*Percents may total to more than 100% since Volunteers were asked to "mark all that apply."

H. Volunteers working in HIV/AIDS

This section reports Volunteers' involvement in HIV/AIDS and their perceived effectiveness of their HIV/AIDS related activities.

H1: Which of the following best describes your involvement in HIV/AIDS activities?

	HIV/AIDS work is my primary assignment.	HIV/AIDS work is part of my secondary activities.	Involved in HIV/AIDS efforts, not primary/secondary work	Not involved in any HIV/AIDS related activities	Total
H1	14%	10%	25%	51%	147

H2: How well has PC training prepared you to undertake your HIV/AIDS activities?

	Not at all	Poorly	Adequately	Well	Very well	NA	Total
H2	3%	10%	26%	39%	23%		70

H3: In working with HC individuals or groups, how would you rate the effectiveness of your specific HIV/AIDS activities? (Including the "Don't Know" responses)

	Seldom effective	Sometimes effective	Often effective	Almost always effective	Don't know	Total
H3		24%	52%	11%	13%	71

H3: In working with HC individuals or groups, how would you rate the effectiveness of your specific HIV/AIDS activities? (Excluding the "Don't Know" responses)

	Seldom effective	Sometimes effective	Often effective	Almost always effective	Total
H3		27%	60%	13%	62

I. Your Life in the Peace Corps

This section reports on Volunteers' descriptions of and adjustments to their living conditions, including stress factors and how Volunteers cope with stress.

I1: Have you lived with a host country individual or family?

	Never lived with a host country individual or family	Yes, I lived with a host country individual or family only	Yes, in my community (not during PST).	Yes, both during PST and later in my community.	Total
I1	1%	18%	3%	78%	151

I2: How often do you interact with HCNs in community/family social events?

	Daily	Several times a week	Weekly	Several times a month	Monthly	Less than once a month	Total
I2	55%	20%	9%	9%	4%	3%	150

I3: How well can you communicate in the language used by most people in your community?

	Not at all	Poorly	Adequately	Well	Very well	Total
I3	1%	7%	19%	31%	42%	151

I4: Do you have the following at your worksite?

	Never	Sometimes or more often	Total
Electricity	1%	99%	150
Running water	7%	93%	148

14: Do you have the following at your residence?

	Never	Sometimes or more often	Total
Electricity		100%	147
Running water	5%	95%	147

15: How well do your PC experiences match the expectations you had before you became a Volunteer?

	Not at all	Minimally	Moderately	Considerably	Exceptionally	Total
15	4%	14%	41%	31%	11%	150

17: To what extent do the following create stress and/or emotional health issues for you?

	Not at all stressful 1	2	3	4	Exceptionally stressful 5	NA	Total
Cultural issues	9%	26%	29%	28%	8%		148
Dealing with violence in country (e.g., civil unrest, domestic violence, corporal punishment)	38%	21%	21%	12%	4%	4%	150
Health/medical problems	21%	29%	27%	15%	6%	3%	150
Issues including family, friends, loved ones in U.S.	17%	26%	29%	15%	11%	1%	149
Isolation/loneliness	20%	23%	29%	21%	7%	1%	150
Local language	21%	28%	30%	10%	11%	1%	150
Primary assignment	12%	28%	28%	23%	7%	1%	148
Romantic relationships in-country	30%	22%	16%	6%	7%	19%	147
Interactions with other Volunteers	60%	24%	11%	3%	1%	1%	144
Interactions with PC Staff	34%	29%	20%	12%	3%	2%	150
Safety and security	26%	35%	25%	12%	1%	1%	150
Other: Please specify below	4%		9%	17%	9%	61%	23

18: Please mark all of the typical ways in which you cope with stress.

	PCV Responses	% Using This Stress Reducer	Total PCVs Responding
\$18LessStress Pursue personal hobbies	128	86%	
Talk with PCVs outside my community	126	85%	
Talk with friends and family in US	122	82%	
Do sports	118	79%	
Leave the community for a time	104	70%	
Get involved in other projects	87	58%	
Talk with co-workers or friends (not PCVs)	82	55%	
Talk with my host family	56	38%	
Talk with PCVs in my community	54	36%	
Meditate	34	23%	
Pray	32	21%	
Talk with PC in-country staff	20	13%	
Do other activity (specify)	14	9%	
Talk with Office of Special Services staff			
Total			

*Percents total to more than 100% since Volunteers were asked to "mark all that apply."

18: Others I talk with to reduce stress

	Percent	Number
18.OTHR.S.TEXT	Open-ended results. Not responsive to request.	
	Total	155

I8: Other activities to reduce stress

	Percent	Number
I8.OTHRACT.TEXT2	91%	141
Open-ended results. Non-responsive to request.		
Total	100%	155

I8: When asked about ways of coping with stress, Volunteers who answered "No stress"

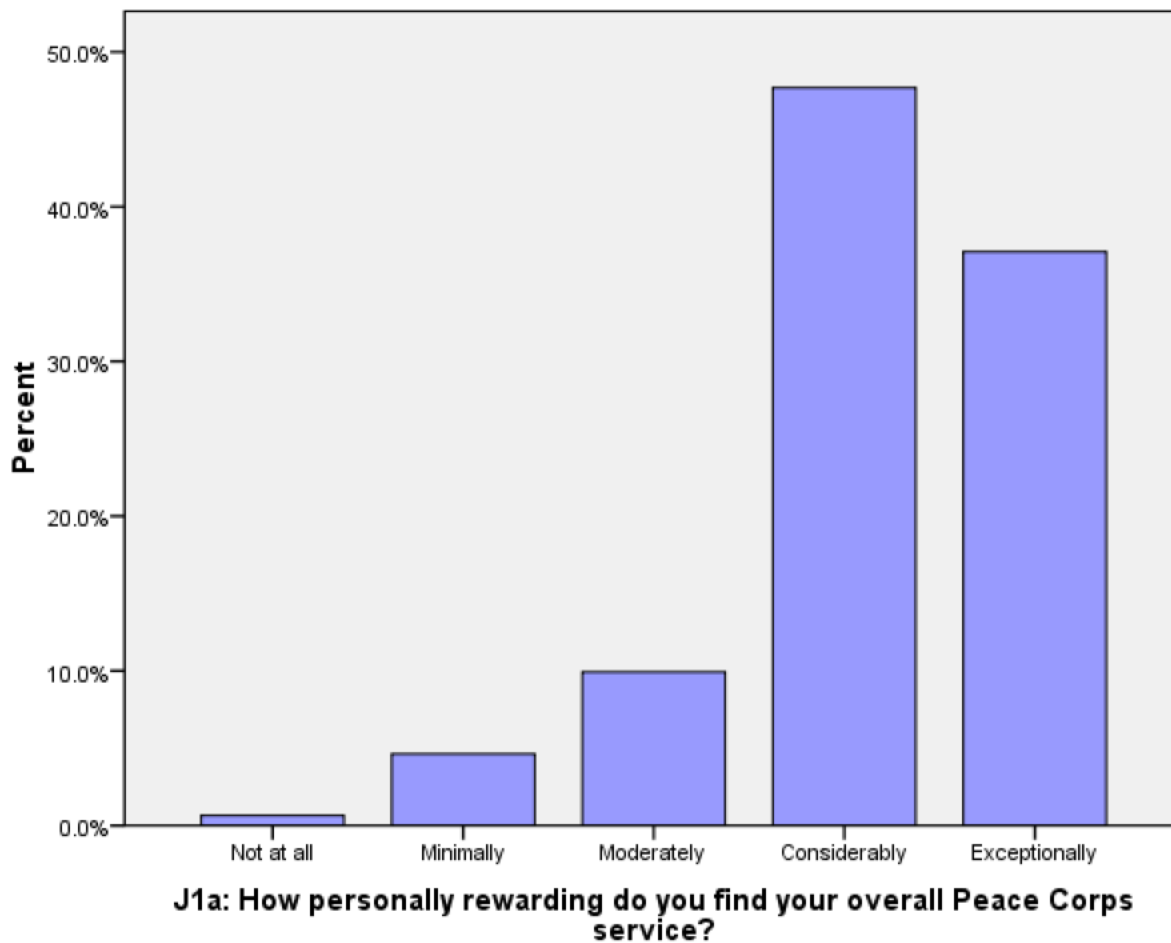
	No	Yes, I have no stress	Total
I8.NOSTRESS	99%	1%	155

J. Overall Assessment of Peace Corps Service

This section reports Volunteers' level of satisfaction with their Peace Corps service and their expectations about completing their service.

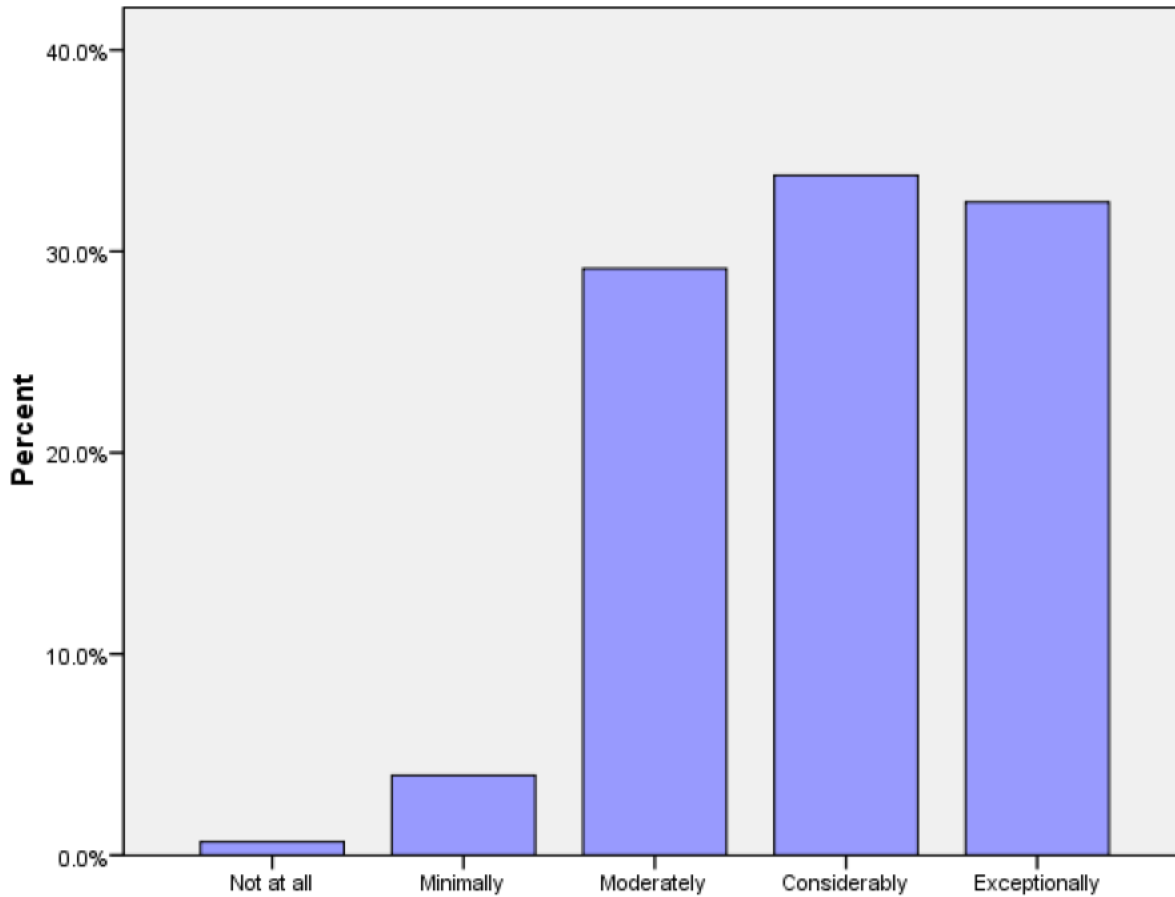
J1a: How personally rewarding do you find your overall Peace Corps service?

	Not at all	Minimally	Moderately	Considerably	Exceptionally	Total
J1A	1%	5%	10%	48%	37%	151



J1b: How personally rewarding do you find your community involvement?

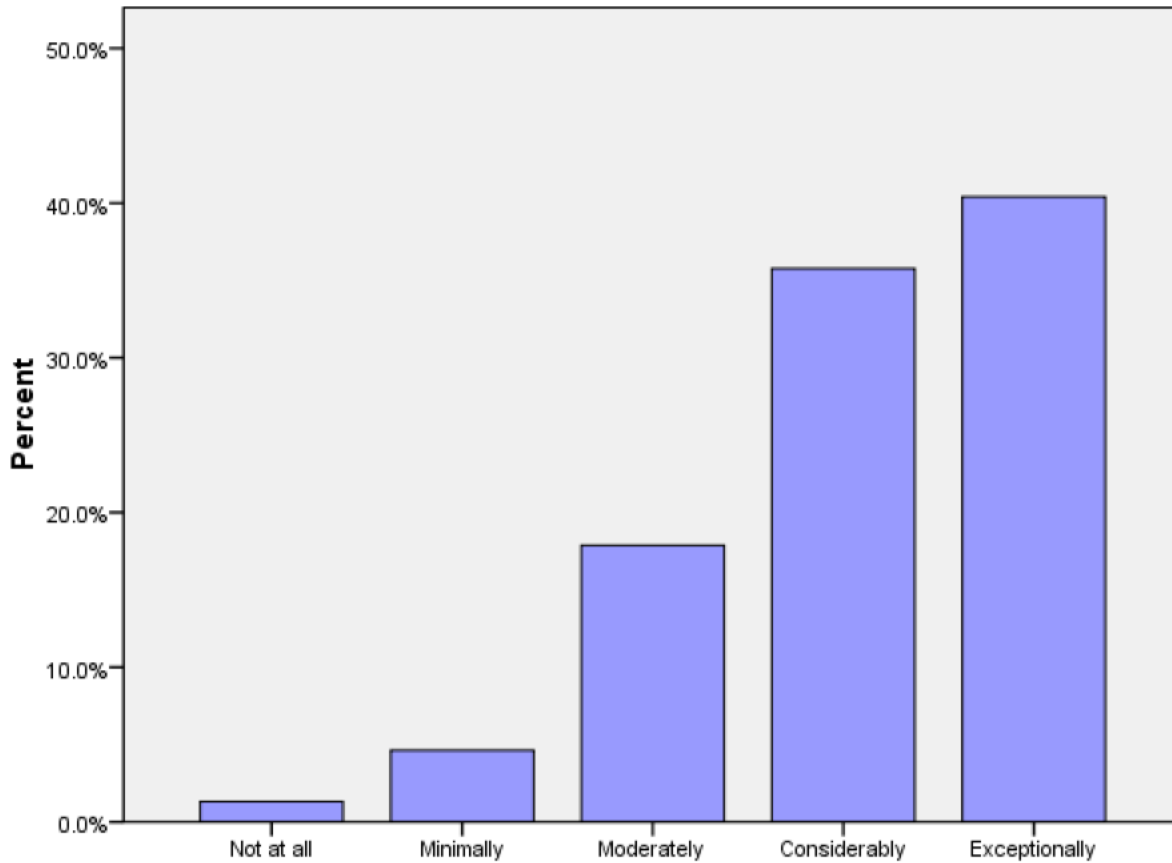
	Not at all	Minimally	Moderately	Considerably	Exceptionally	Total
J1B	1%	4%	29%	34%	32%	151



J1b: How personally rewarding do you find your community involvement?

J1c: How personally rewarding do you find your experience with other Volunteers?

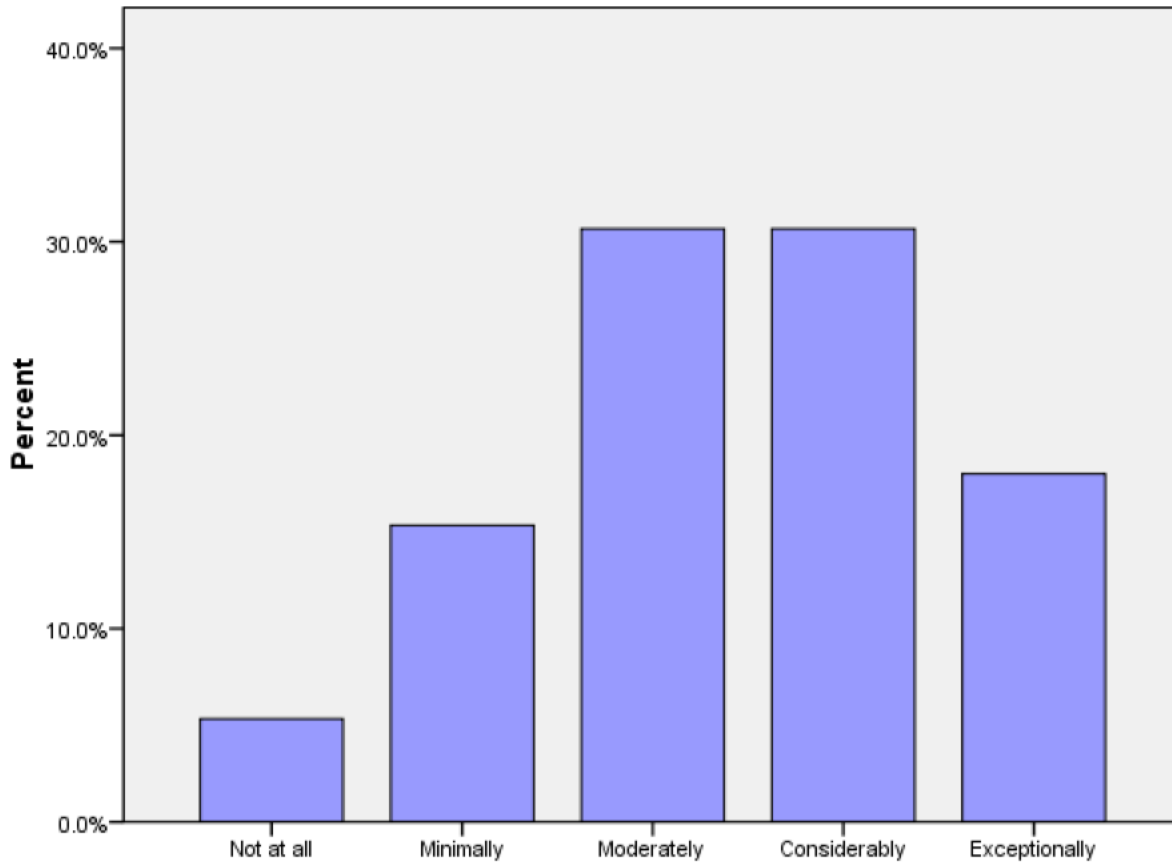
	Not at all	Minimally	Moderately	Considerably	Exceptionally	Total
J1C	1%	5%	18%	36%	40%	151



J1c: How personally rewarding do you find your experience with other Volunteers?

J1d: How personally rewarding do you find your work with counterparts/community partners?

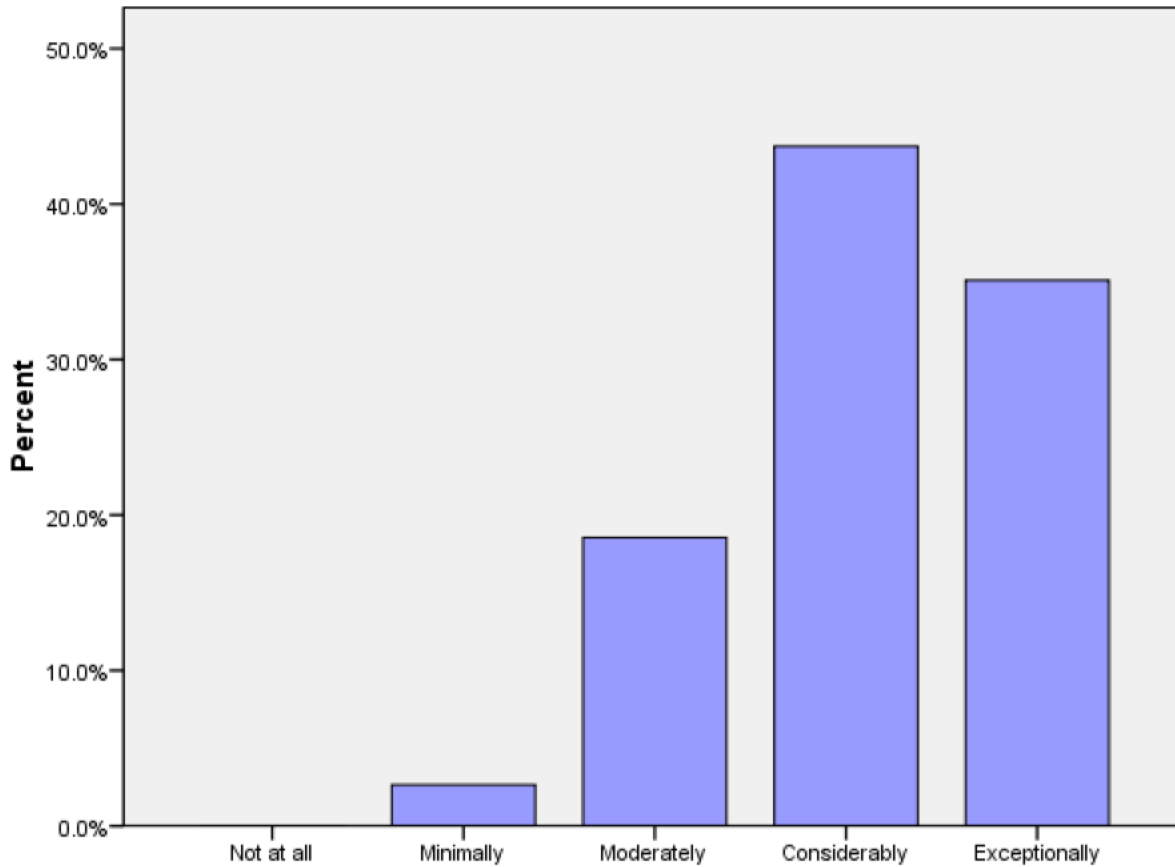
	Not at all	Minimally	Moderately	Considerably	Exceptionally	Total
J1D	5%	15%	31%	31%	18%	150



J1d: How personally rewarding do you find your work with counterparts/community partners?

J1e: How personally rewarding do you find your experience with other HCNs?

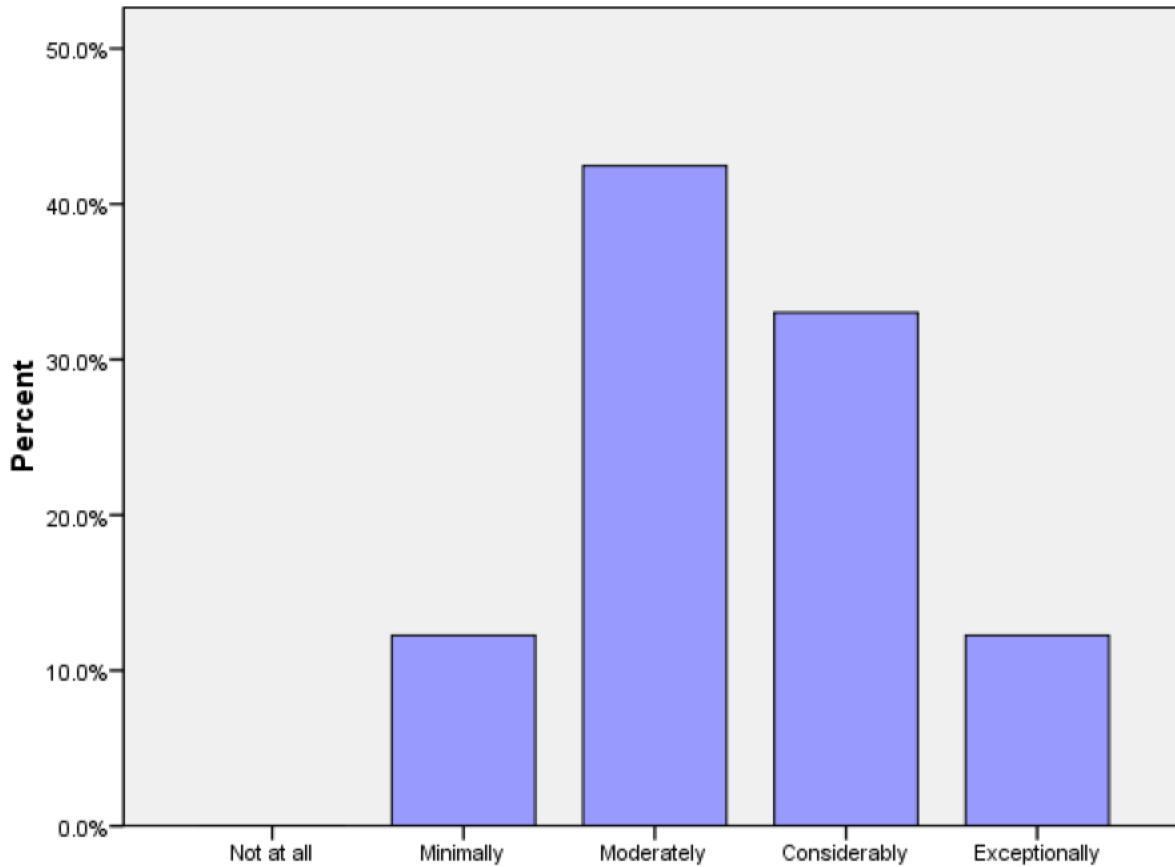
	Not at all	Minimally	Moderately	Considerably	Exceptionally	Total
J1E		3%	19%	44%	35%	151



J1e: How personally rewarding do you find your experience with other HCNs?

J2a (PCVs at post 9 months+ months): Please rate how well you think you achieved Goal 1.

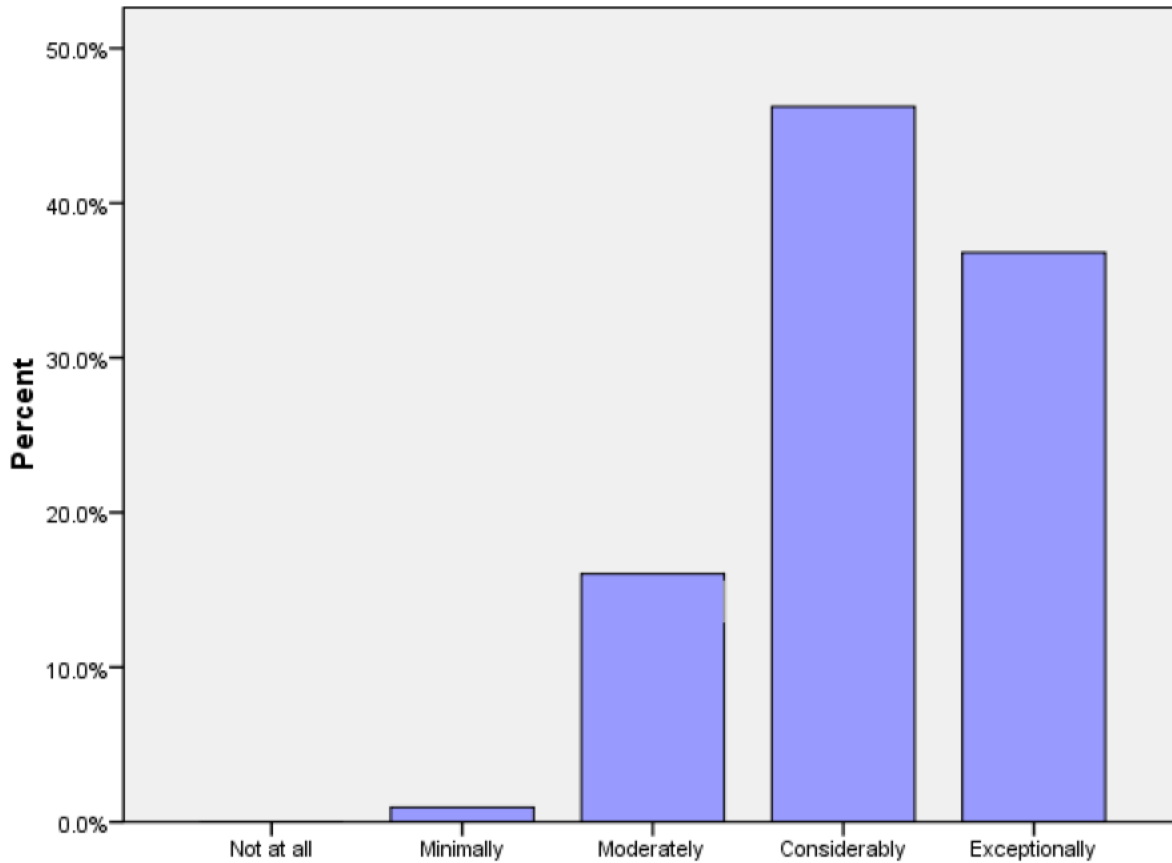
	Not at all	Minimally	Moderately	Considerably	Exceptionally	Total
J2A		12%	42%	33%	12%	106



J2a (PCVs at post 9 months+ months): Rate how well you think you achieved Goal 1.

J2b: (PCVs at post 9 months+ months): Please rate how well you think you achieved Goal 2.

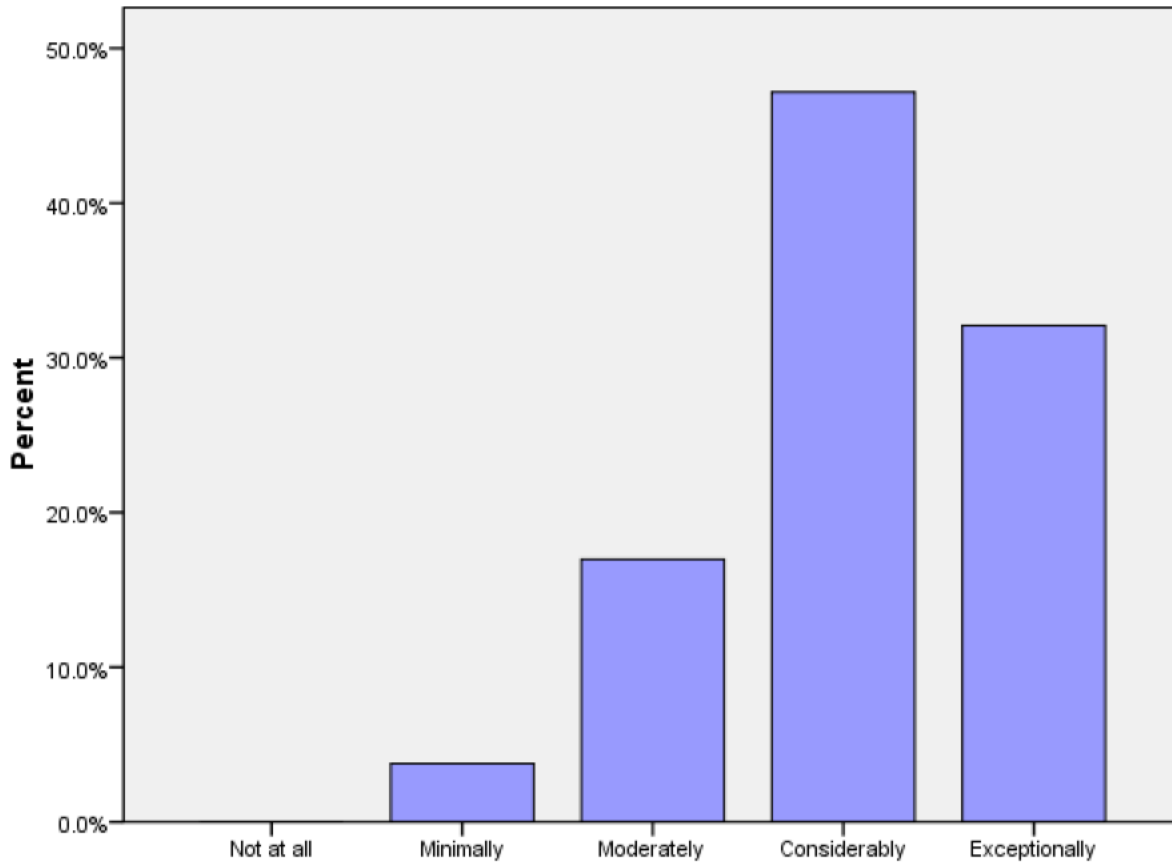
	Not at all	Minimally	Moderately	Considerably	Exceptionally	Total
J2B		1%	16%	46%	37%	106



J2b (PCVs at post 9 months+ months): Rate how well you think you achieved Goal 2.

J2c (PCVs at post 9 months+ months): Please rate how well you think you achieved Goal 3.

	Not at all	Minimally	Moderately	Considerably	Exceptionally	Total
J2C		4%	17%	47%	32%	106



J2c (PCVs at post 9 months+ months): Please rate how well you think you achieved Goal 3.

J3: Today, would you make the same decision to join the Peace Corps?

	No	Not likely	Possibly	Probably	Definitely	Total
J3		1%	8%	15%	76%	150

J4: Would you recommend Peace Corps service to others you think are qualified?

	No	Not likely	Possibly	Probably	Definitely	Total
J4	1%		9%	20%	70%	151

J5: Do you intend to complete your Peace Corps service?

	No	Not sure	Yes	Might extend	Total
J5		3%	74%	23%	151

J6: Would your host country benefit most if the Peace Corps program was---?

	Discontinued	Reduced	Refocused/redefined	Maintained as is	Expanded	Total
J6		3%	41%	34%	23%	151

K. Activities After Peace Corps Service

This section reports on Volunteers' plans for after they have completed their Peace Corps Service.

K1a: What are your plans after your Peace Corps service? Work in government.

Government			
In the U.S.	In your host country	In another country	N
100%	0%	9%	11

* Percent of cases was used. Percentages will be greater than 100 since Volunteers were asked to select all that applied.

K1b: What are your plans after your Peace Corps service? Work in the private sector.

Private Sector			
In the U.S.	In your host country	In another country	N
89%	11%	0%	9

* Percent of cases was used. Percentages will be greater than 100 since Volunteers were asked to select all that applied.

K1c: What are your plans after your Peace Corps service? Work for an NGO.

NGO			
In the U.S.	In your host country	In another country	N
94%	12%	24%	17

* Percent of cases was used. Percentages will be greater than 100 since Volunteers were asked to select all that applied.

K1d: What are your plans after your Peace Corps service? Work for PC Response.

Peace Corps Response			
In the U.S.	In your host country	In another country	N
17%	0%	100%	6

* Percent of cases was used. Percentages will be greater than 100 since Volunteers were asked to select all that applied.

K1e: What are your plans after your Peace Corps service? Continue to participate in volunteer activities.

Volunteer Activities			
In the U.S.	In your host country	In another country	N
100%	4%	12%	24

* Percent of cases was used. Percentages will be greater than 100 since Volunteers were asked to select all that applied.

K1f: What are your plans after your Peace Corps service? Graduate school/academic credentialing.

Graduate School			
In the U.S.	In your host country	In another country	N
100%	0%	0%	26

* Percent of cases was used. Percentages will be greater than 100 since Volunteers were asked to select all that applied.

K1g: What are your plans after your Peace Corps service? Travel.

Travel			
In the U.S.	In your host country	In another country	N
45%	15%	80%	20

* Percent of cases was used. Percentages will be greater than 100 since Volunteers were asked to select all that applied.

K1h: What are your plans after your Peace Corps service? Other.

Other			
In the U.S.	In your host country	In another country	N
83%	17%	33%	6

* Percent of cases was used. Percentages will be greater than 100 since Volunteers were asked to select all that applied.

K2: How prepared do you feel to share your Peace Corps experience and knowledge of your host country with others in the United States when you return?

	Not at all	Minimally	Moderately	Considerably	Total
How prepared do you feel to share your Peace Corps experience and knowledge of your host country with others in the United States when you return?	0%	0%	36%	64%	44

K3: How well do you feel Peace Corps has prepared you for life in the U. S. after you return?

	Not at all	Minimally	Moderately	Considerably	Exceptionally	Total
How well do you feel Peace Corps has prepared you for life in the U. S. after your return?	0%	7%	40%	42%	11%	45

K6: Have your life/career goals changed because of your Peace Corps service?

	No	Yes	Total
Have your life/career goals changed because of your Peace Corps service?	29%	71%	45

K7: How well informed are you about the following opportunities for returned Volunteers:

	Not informed	Somewhat informed	Well informed	N
Peace Corps Response	22%	57%	22%	46
Peace Corps' Fellows/USA program	0%	51%	49%	45
Noncompetitive eligibility	15%	48%	37%	46
RPCV Career Center in Washington, D.C.	30%	50%	20%	46
Returned Volunteer Services	20%	57%	24%	46

K8: How did you first learn about the Fellows/USA program?

Learn about Fellows/USA program	PC Website	62%	
	Word of mouth	29%	
	At COS Conference	27%	
	From a recruiter	24%	
	From staff in the host country's PC office	16%	
	At IST	9%	
	At PST	7%	
	University website	7%	
	Mid-service mailing from PC	2%	
	Hotline	0%	
	At post's information resource center	0%	
	Other	0%	
	N		45

* Percent of cases was used. Percentages will be greater than 100 since Volunteers were asked to select all that applied.

K9: Which of the following resources do you think will be helpful as you exit Peace Corps service?

K9 Resources	Career Resource Manual	74%	46
	RPCV Handbook	67%	
	Applying to federal government with RPCV noncompetitive eligibility	57%	
	Access to free job bulletins	57%	
	List of RPCVs willing to talk to me about their careers	52%	
	Electronic newsletter with job postings and career advice	52%	
	RPCV career conferences	41%	
	RPCV job search webinars	35%	
	Connection with RPCVs through a mentoring program	33%	
	Guide to speaking about my PC service to others (third goal)	30%	
	Self-assessment software (SIGI 3)	24%	
	NOT SURE	7%	
	Other	0%	
N			

* Percent of cases was used. Percentages will be greater than 100 since Volunteers were asked to select all that applied.

K10: Which of the following third goal (helping promote a better understanding of peoples on the part of Americans) activities do you plan to do when you return to the U. S.?

K10 Third Goal	Continue with volunteerism and service learning	80%	
	Join a RPCV group	70%	
	Speak to a group of adults about my experience	57%	
	Speak to school age children about my experience	50%	
	Participate in PC Week	41%	
	Write stories from my PC service on my own	33%	
	Write stories from my PC service in conjunction with CWWS	7%	
	NOT SURE	7%	
	Obtain and use PC third goal resources	4%	
	Other	2%	
	N		46

* Percent of cases was used. Percentages will be greater than 100 since Volunteers were asked to select all that applied.