



**Peace Corps Volunteer  
2009 Annual Volunteer Survey**

**El Salvador  
October 6, 2009**

**Office of Strategic Information, Research and Planning**

## Table of Contents

<b>Introduction to the 2009 Annual Volunteer Survey Report .....</b>	<b>3</b>
<b>Overview of the Post's 2009 Volunteer Survey Respondents.....</b>	<b>4</b>
<b>A. Applying to the Peace Corps.....</b>	<b>7</b>
<b>B. Preparation for the Peace Corps.....</b>	<b>9</b>
<b>C. Your Peace Corps Assignment .....</b>	<b>11</b>
<b>D. Training for Peace Corps Assignment .....</b>	<b>16</b>
<b>E. Volunteer Assignment Goals and Impact.....</b>	<b>19</b>
<b>F. Peace Corps Support.....</b>	<b>27</b>
<b>G. Your Safety and Security .....</b>	<b>33</b>
<b>H. Volunteers Working in HIV/AIDS .....</b>	<b>42</b>
<b>I. Your Life in the Peace Corps .....</b>	<b>43</b>
<b>J. Overall Assessment of Peace Corps Service .....</b>	<b>47</b>
<b>K. Activities After Peace Corps Service.....</b>	<b>56</b>

## **Introduction to the 2009 Annual Volunteer Survey Report**

This country report contains the tables and charts from the Volunteers in your country who completed the 2009 Annual Volunteer Survey (AVS). The results provide a picture of the activities, experiences and views of Peace Corps Volunteers in 2009. The results show areas where Volunteers' needs are met and identify areas where improvements may be needed. The survey was fielded from May through August 2009.

A core set of questions was asked of all Volunteers. For the first time, Volunteers were also asked a series of questions relevant to their time in country:

- Volunteers in country 8 or less months were asked about applying to and preparing for the Peace Corps.
- Volunteers in country 18 or less months were asked about the effectiveness of their pre-service training (PST).
- Volunteers in country 19 or more months were asked about their post-service plans, as well as the Peace Corps' resources for their post-service transition.

Tables and graphs are labeled by survey section and the survey question. The tables show the percent of post respondents that selected each choice and the total number of post respondents that answered the question. The number of responses for each question will vary, depending on:

- whether the question was asked of all Volunteers or only the Volunteers in-country a certain number of months and
- how many of the Volunteers who were "eligible" to answer the question did respond.

Most survey questions asked respondents to select only one from a set of choices. The percentages for the "select one" responses add up to 100 percent. Other questions asked Volunteers to "mark all that apply" in situations, for example, where it is likely that respondents are involved in more than one secondary activity. The percentages of the "mark all that apply" responses will total more than 100 percent; each percentage equals the number of respondents selecting that choice divided by the number of respondents who answered the question.

Posts are encouraged to compare these 2009 results with the 2006 and 2008 survey results to note trends and changes over time. Because questions are revised from one survey to the next, a crosswalk between the 2008 and 2009 questions is posted on the OSIRP intranet page under 2009 AVS Reports "Reference Documents." The earlier 2008 survey global, regional and post reports are also posted on the OSIRP Intranet page.

Volunteers' extensive narrative responses to the 29 open-ended questions on the survey are in the post's 2009 Annual Volunteer Survey Open Ended Responses report. All Volunteers' narrative responses to key questions will be analyzed for global themes and presented in a later report.

The number of surveys for each post includes surveys submitted online by Volunteers and completed paper surveys sent to the Peace Corps headquarters for hand-entry into the online survey system. The final count may include mostly completed partial surveys added to the final dataset after the survey closed.

## **Overview of the Post's 2009 Volunteer Survey Respondents**

This overview presents basic information about the characteristics of Volunteers who completed the 2009 Annual Volunteer Survey at post.

**Completed Surveys by Months in Country**

	8 months or less		9 to 18 months		19 months or more		Total	
	Number	Percent	Number	Percent	Number	Percent	Number	Percent
Months3grp	16	24%	27	40%	25	37%	68	100%

**L1: What is your age?**

	20-29	30-49	50+	Total
AGE3grp	89%	6%	5%	62

**L2: What is your gender?**

	Female	Male	Total
GENDER	56%	44%	64

**Completed surveys by project.**

	Count	Column N %
Municipal Development	25	38%
Rural Health and Sanitation	15	23%
Sustainable Agriculture and Environmental Education	13	20%
Youth Development	12	18%
Other. Please specify	1	2%
Total	66	100%

**C2: Which best describes the focus of your primary assignment/work?**

		Percent	Number
C2	Community development	30%	20
	Youth development	18%	12
	Environmental education	12%	8
	Other: Please specify	9%	6
	Health extension	6%	4
	English teaching	6%	4
	Agroforestry	5%	3
	Business education/advising	3%	2
	Urban & regional planning/municipal development	3%	2
	Water sanitation	3%	2
	Agriculture/fish/livestock	3%	2
	Other education	2%	1
	HIV/AIDS		
	Forestry/parks		
	Teacher training		
	Math/science teaching		
	Information & communications technology (ICT)		
	NGO development		
	Total	100%	66

**C2.TEXT: Which of the following initiatives does your primary work include? Other (specify)**

	PERCENT	NUMBER
C2.TEXT	Open-ended results. Not responsive to request.	
Total	100%	68

## A. Applying to the Peace Corps

*This section reports Volunteers' motivations in applying and accepting a Peace Corps assignment.*

**A1: How important were the following factors in accepting a PC assignment?**

	Not Important	Somewhat important	Important	NA	Total
Different culture	19%	19%	56%	6%	16
Work experience	12%	31%	56%		16
Help others		25%	75%		16
International experience	6%	19%	75%		16
Language		31%	69%		16
Personal growth	7%		93%		15
U. S. job market	75%	12%	12%		16
Serve my country	38%	56%	6%		16
Travel/adventure		25%	75%		16
Other: Please specify below		10%	10%	80%	10

**A1\_OTHER: How important were the following factors in accepting a PC assignment? Other (specify)**

	PERCENT	NUMBER
A1_OTHER	Open-ended results. Not responsive to request.	
Total	100%	68

**A2. What prompted you to apply to the PC? Mark all that apply.**

		PCV Responses	% Involved in Initiative	Total PCVs Responding	
What prompted you to apply to PC	Personal interest in the Peace Corps	11	69%		
	Returned Peace Corps Volunteer (e.g., someone you met or know personally)	7	44%		
	Peace Corps website	4	25%		
	Article or book about the Peace Corps	3	19%		
	Other: Please specify	3	19%		
	Returned Peace Corps Volunteer who spoke to your school or group about the Peace Corps	2	12%		
	Peace Corps campus or community information session	1	6%		
	Radio, TV, or print advertisement	1	6%		
	Peace Corps material in the mail	1	6%		
	Peace Corps recruiter				
	Total				16

Percents may total to more than 100% since Volunteers were asked to "Mark all that apply."

**A2.OTHER.TEXT: What prompted you to apply to the PC? Other (specify)**

		PERCENT	NUMBER
A2.OTHER.TEXT	Open-ended results. Not responsive to request.		
Total		100%	68



## **B. Preparation for the Peace Corps**

*This section reports on Volunteers' assessment of the materials and information available before their service.*

**B1: How useful was the information on the PC website in preparing you for the realities of living and working as a Volunteer?**

	Not at all 1	2	3	4	Extremely 5	Don't know (did not access information)	Total
B1		25%	44%	12%	19%		16

**B2: How useful were the PC materials about your country in helping you prepare for your service?**

	Not at all 1	2	3	4	Extremely 5	Don't know (did not access information)	Total
B2		12%	25%	50%	12%		16

**B3: How useful were the materials you received from the PC about your primary assignment in helping you prepare for your service?**

	Not at all 1	2	3	4	Extremely 5	Don't know (did not access information)	Total
B3	19%	25%	38%	6%	12%		16

**B4: How useful were the materials you received from the PC regarding the need for flexibility in adapting to your work?**

	Not at all 1	2	3	4	Extremely 5	Don't know (did not access information)	Total
B4			56%	31%	12%		16

**B7: How prepared do you feel to meet the challenges of PC service?**

	Not at all 1	2	3	4	Exceptionally 5	Total

**B7: How prepared do you feel to meet the challenges of PC service?**

	Not at all 1	2	3	4	Exceptionally 5	Total
B7		6%	12%	75%	6%	16

## **C. Your Peace Corps Assignment**

*This section reports Volunteers' primary assignment work and secondary activities. The term "primary assignment" refers to the Volunteers' assignment which is part of an overall project plan designed by your host country partners and in-country Peace Corps staff.*

**C3: Which of the following activities does your primary assignment/work include? Mark all that apply.**

	PCV Responses	% Involved in Initiative	Total PCVs Responding
\$C3PrmAct Working with youth	43	65%	
Environment work	25	38%	
English teaching	21	32%	
Working with NGO(s)	20	30%	
Girls' education	19	29%	
Income generation	18	27%	
Urban development/municipal development	18	27%	
Nutrition education	14	21%	
Water and sanitation	14	21%	
Arts	13	20%	
Sports/fitness	13	20%	
Rural development	13	20%	
HIV/AIDS	12	18%	
Natural resources management	10	15%	
Information and communications technology (ICT)	9	14%	
Library development	9	14%	
Literacy	9	14%	
Biodiversity conservation	8	12%	
Business advertising	8	12%	
Microenterprise development	8	12%	
WID/GAD	8	12%	
Community food security (production/marketing)	6	9%	

Other: Please specify	6	9%	
Child survival	4	6%	
Household food security	4	6%	
Working with special groups (e.g., disabled, elderly, ethnic minorities, orphans)	2	3%	
Mobilize host country nationals (HCNs) to volunteer	1	2%	
World Wise Schools/ Correspondence Match			
Total			66

Percents may total to more than 100% since Volunteers were asked to "Mark all that apply."

**C3: Which of the following activities does your primary assignment/work include? Other (specify)**

	Column N %	Count	Row N %
C3.OTHER.TEXT	Open-ended results. Not responsive to request.		
Total		68	100%

**C4: Hours Spent on Primary Assignment During Average Work Week**

	None	1-10 hrs	11-20 hrs	21-30 hrs	31-40 hrs	More than 40 hrs	Total
C4Hrs6grp		22%	35%	22%	11%	11%	65

**C4: How many hours do you spend on your primary assignment during an average work week?**

	All Volunteers	Average	Lowest reported	Highest reported	Did not answer
C4	68	24.1	2	90	3

**C5: Which of the following do your secondary activities (other than your primary assignment work) include? Mark all that apply.**

	PCV Responses	% Involved in Initiative	Total PCVs Responding
\$C5SecAct English teaching	30	48%	
Sports/fitness	27	44%	
Working with youth	22	35%	
Arts	17	27%	
World Wise Schools/ Correspondence Match	16	26%	
Environment work	15	24%	
Working with NGO(s)	15	24%	
HIV/AIDS	12	19%	
Nutrition education	11	18%	
Girls' education	9	15%	
Income generation	9	15%	
Library development	8	13%	
Microenterprise development	8	13%	
Information and communications technology (ICT)	6	10%	
WID/GAD	6	10%	
Business advertising	5	8%	
Rural development	5	8%	
Other: Please specify	5	8%	
Literacy	4	6%	

Mobilize host country nationals (HCNs) to volunteer	4	6%	
Urban development/municipal development	4	6%	
Water and sanitation	4	6%	
Biodiversity conservation	3	5%	
Natural resources management	3	5%	
Child survival	2	3%	
Working with special groups (e.g., disabled, elderly, ethnic minorities, orphans)	1	2%	
Community food security (production/marketing)			
Household food security			
Total			62

Percents may total to more than 100% since Volunteers were asked to "Mark all that apply."

**C5: Which of the following do your secondary activities include? Other (specify)**

	Column N %	Count	Row N %
C5.OTHER.TEXT	Open-ended results. Not responsive to request.		
Total		68	100%

**C5: No Secondary Activities**

		Percent	Number
C5.NONE	No	96%	65
	Yes, I have no secondary activities	4%	3
	Total	100%	68

**C6: Hours Spent on Secondary Activities During Average Work Week**

	None	1-10 hrs	11-20 hrs	21-30 hrs	31-40 hrs	More than 40 hrs	Total
C6Hrs6grp		49%	33%	10%	3%	5%	63

**C6. How many hours do you spend on secondary activities during an average work week?**

	All Volunteers	Average	Lowest reported	Highest reported	Did not answer
C6	68	15.8	1	90	5

**C7: How personally satisfying is your--?**

	Not at all 1	2	3	4	Exceptionally 5	Total
Primary assignment	2%	15%	29%	27%	27%	66
Secondary project/activities	2%	6%	22%	40%	30%	63

## **D. Training for Peace Corps Assignment**

*This section reports Volunteers' assessments of the effectiveness of their Pre-Service Training and In-Service Training at post. In-Service Training (IST) includes: Reconnect; Technical IST; Mid-Service and Close of Service conferences; project management/leadership conferences; and other post-sponsored training sessions.*

**D1: (PCVs at post 18 months or less) How effective was your Pre-Service Training (PST) in preparing you to--**

	Not effective	Poor	Adequate	Effective	Very Effective	NA/No training	Total
Manage cultural differences		7%	33%	35%	26%		43
Deal with adjustment issues		7%	37%	40%	16%		43
Work with counterparts/community partners	2%	19%	56%	23%			43
Use language needed in work and social interactions	5%	7%	24%	40%	21%	2%	42
Perform technical aspects of your work	12%	12%	44%	23%	9%		43
Work on your project goals and objectives	2%	21%	40%	24%	10%	2%	42
Conduct a participatory community needs assessment (e.g., PACA)		12%	30%	30%	26%	2%	43
Monitor your project goals and outcomes		28%	42%	21%	9%		43
Maintain your physical health	2%	7%	23%	44%	23%		43
Maintain your mental/emotional health		9%	28%	44%	19%		43
Maintain your personal safety and security		2%	14%	37%	44%	2%	43



**D5: How effective was your In-Service Training (IST) in preparing you to--**

	Not effective	Poor	Adequate	Effective	Very Effective	NA/No training	Total
Manage cultural differences	4%	4%	20%	31%	20%	20%	49
Deal with adjustment issues	4%	6%	21%	29%	19%	21%	48
Build and strengthen working relationships with counterparts/community partners	4%	18%	29%	20%	14%	14%	49
Use language needed in work and social interactions	6%	12%	12%	31%	20%	18%	49
Perform technical aspects of your work	4%	8%	22%	35%	20%	10%	49
Work on your project goals and objectives	6%	12%	19%	40%	15%	8%	48
Conduct a participatory community needs assessment (e.g.,PACA)	6%	15%	25%	10%	15%	29%	48
Monitor project goals and outcomes	4%	6%	33%	31%	12%	14%	49
Maintain your physical health	8%	8%	16%	24%	24%	18%	49
Maintain your mental/emotional health	4%	10%	20%	24%	18%	22%	49
Maintain your personal safety and security	4%	2%	10%	31%	31%	22%	49

**D8: Did you have this skill before joining the Peace Corps?**

	No/ No answer	Yes	Total
Skills specific to my assignment	31	31	62
Assessing community needs	45	17	62
Organizing/implementing community activities	27	37	64
Building capacity of local organizations	55	8	63
Monitoring, reporting, and evaluating my work	17	47	64
Designing and implementing training sessions	45	19	64

**D8: Is the skill needed for your Peace Corps work?**

	No/ No answer	Yes	Total
Skills specific to my assignment	9	54	63
Assessing community needs	5	59	64
Organizing/implementing community activities	1	62	63
Building capacity of local organizations	10	54	64
Monitoring, reporting, and evaluating my work	5	58	63
Designing and implementing training sessions	9	54	63

**D8: Have you had adequate Peace Corps training to acquire the skill?**

	No/ No answer	Yes	Total
Skills specific to my assignment	16	38	54
Assessing community needs	10	51	61
Organizing/implementing community activities	19	40	59
Building capacity of local organizations	25	35	60
Monitoring, reporting, and evaluating my work	18	41	59
Designing and implementing training sessions	27	33	60

## **E. Volunteer Assignment Goals and Impact**

*This section reports Volunteers' self-assessments of their impact on the individuals and organizations in the communities in which they serve. At the end of this section, Volunteers' third goal activities, participation in Coverdell World Wise School/Correspondence Match (CWWS/CM) and use of Peace Corps resources to support their work are reported in questions.*

**E1: To what extent does your Volunteer work assignment address the following?**

	Not at all 1	2	3	4	Exceptionally 5	NA	Total
Meets the objectives of the project plan	2%	14%	30%	34%	19%	2%	64
Builds local capacity for sustainability	2%	9%	38%	38%	14%		64
Involves local people in planning and implementing activities		6%	16%	56%	22%		64
Complements other local development activities	2%	11%	35%	35%	16%	2%	63
Transfers skills to host country individuals and organizations		6%	33%	44%	17%		64
Mobilizes host country nationals (HCNs) to volunteer	9%	27%	25%	23%	11%	5%	64
Helps promote a better understanding of Americans on the part of the peoples served (goal 2)	2%	5%	17%	36%	41%		64
Helps promote a better understanding of other peoples on the part of Americans (goal 3)	3%	8%	14%	39%	34%	2%	64

**E2: To what extent does your host community--?**

	Not at all 1	2	3	4	Exceptionally 5	NA	Total
Need the assistance that you provided	13%	26%	17%	17%	26%		23
Want the assistance that you provided	4%	17%	13%	13%	52%		23

**E3: How much impact does your assignment have on the capacities of your host counterparts/community partners?**

	None 1	2	3	4	Exceptional 5	NA	Total
Ability to access information (e.g., library, Internet, etc.)	15%	20%	25%	22%	12%	6%	65
Leadership skills	3%	17%	32%	29%	12%	6%	65
Planning and management	5%	14%	31%	34%	14%	3%	65
Problem solving/critical thinking	2%	22%	34%	23%	14%	6%	65
Self-esteem	8%	12%	31%	28%	14%	8%	65
Technical skills	8%	14%	33%	30%	11%	5%	64
Use of local resources	3%	9%	38%	34%	12%	3%	65
Use of external resources (e.g., grants, international NGOs)	9%	14%	28%	23%	22%	5%	65
Better understanding of Americans		3%	14%	35%	48%		65
Other: Please specify below			14%	5%		81%	21

**E3: How much impact does your assignment have on the capacities of your host counterparts/community partners? Other (specify)**

	Column N %	Count	Row N %
E3_OTHER	Open-ended results. Not responsive to request.		
Total		68	100%

**E4: How much impact does your assignment have on the capacities of your host individuals with whom you work?**

	None 1	2	3	4	Exceptional 5	NA	Total
Ability to access information (e.g., library, Internet, etc.)	18%	15%	26%	22%	12%	6%	65
Leadership skills	2%	8%	35%	38%	15%	2%	65
Planning and management	3%	22%	40%	22%	11%	3%	65
Problem solving/critical thinking	2%	15%	32%	32%	15%	3%	65
Self-esteem	5%	5%	25%	48%	15%	3%	65
Technical skills	3%	20%	38%	28%	9%	2%	65
Use of local resources	3%	17%	44%	27%	6%	2%	63
Use of external resources (e.g., grants, international NGOs)	12%	23%	31%	17%	12%	5%	65
Better understanding of Americans			23%	25%	52%		65
Other: Please specify below			11%		11%	79%	19

**E4: How much impact does your assignment have on the capacities of your host individuals with whom you work? Other (specify)**

	Column N %	Count	Row N %
E4_OTHER	Open-ended results. Not responsive to request.		
Total		68	100%

**E5: To what extent does your assignment enhance the capacities of organizations with whom you work?**

	None 1	2	3	4	Exceptional 5	NA	Total
Identifying and prioritizing organizational needs	8%	25%	20%	28%	14%	6%	65
Leadership	8%	15%	32%	26%	11%	8%	65
Management	11%	18%	28%	26%	9%	8%	65
Monitoring and evaluation	12%	18%	37%	20%	5%	8%	65
Planning and implementing organizational activities	3%	12%	29%	28%	22%	6%	65
Teamwork/participatory decision-making	5%	18%	28%	29%	12%	8%	65
Use of local resources	5%	14%	31%	31%	11%	9%	65
Ability to mobilize, manage, and sustain local volunteers	8%	18%	34%	20%	11%	9%	65
Other: Please specify below	5%		10%		5%	80%	20

**E5: To what extent does your assignment enhance the capacities of organizations with whom you work?**

**Other (specify)**

	Column N %	Count	Row N %
E5_OTHER Open-ended results. Not responsive to request.			
Total		68	100%

**E6: How effective have you been in transferring knowledge and skills to help the following persons or groups build their capacities?**

	Not at all 1	2	3	4	Exceptionally 5	NA	Total
Your counterpart/community partner	3%	20%	37%	26%	8%	6%	65
Another institution/organization	2%	20%	32%	18%	15%	12%	65
Members of your host community		6%	34%	46%	11%	3%	65
Other: Please specify below	11%		6%	11%		72%	18

**E7: To what extent have HC individuals gained a better understanding of Americans? Includes "Too early to tell."**

	Not at all	Minimally	Moderately	Considerably	Exceptionally	Too early to tell	Total
E7	0%	5%	19%	50%	25%	2%	64

**E7: To what extent have HC individuals gained a better understanding of Americans? Excludes "Too early to tell."**

	Not at all	Minimally	Moderately	Considerably	Exceptionally	Total
E7		5%	19%	51%	25%	63

**E9. In which of the following third goal activities have you participated during your PC service?**

	PCV Responses	% Doing This	Total PCVs Responding
\$E9Goal3Acts Electronic updates	59	91%	65
Hosting American visitors	47	72%	
Personal website or blog	34	52%	
Enrollment in the CWWS/CMS program	26	40%	
Hard copy/paper update	22	34%	
While on home leave, spoke at a school or community group	14	22%	
Pen pal program/letter exchange	12	18%	
Other please specify	4	6%	
Peace Corps Week activities	1	2%	
Podcasted/created a slide show or video posted online	1	2%	
Total			

Percents may total to more than 100% since Volunteers were asked to "Mark all that apply."

**E9: When asked about third goal activities, Volunteer answered "No involvement in third goal activities."**

	Have done third goal activities	No third goal activities	Total
Peace Corps' third goal is to "help promote a better understanding of other peoples on the part of Americans." In which of the following third goal activities, including your contact with family and friends, have you participated during your Peace Corps	100%		68

**E10: Would you recommend participation in the CWWS CMS to other Volunteers?**

	I have not participated in CWWS/CM.	I have participated in CWWS/CM & would recommend it	I have participated in CWWS/CM and would NOT recommend it	Total
E10	62%	32%	6%	63

**E11: To what extent have Americans gained a better understanding of HCNs? Includes "Too early to tell."**

	Not at all	Minimally	Moderately	Considerably	Exceptionally	Too early to tell	Total
E11	3%	2%	28%	37%	31%	0%	65

**E11: To what extent have Americans gained a better understanding of HCNs? Excludes "Too early to tell."**

	Not at all	Minimally	Moderately	Considerably	Exceptionally	Total
E11	3%	2%	28%	37%	31%	65



**E12: Which of the following resources have been useful to you in your third goal activities?**

	Yes
Coverdell World Wise Schools staff (Useful)	12
Contact with other Peace Corps staff in Washington, D.C. (Useful)	9
Information at staging (Useful)	26
Information from your post sent to you before departure (Useful)	30
Internet (Useful)	49
Invitation kits (Useful)	27
Material in staging packet (Useful)	28
Peace Corps staff at post (e.g., World Wise School contact) (Useful)	17
Recruiting (Useful)	15
Resources available from Coverdell World Wise Schools (Useful)	10
Resources available on Peace Corps website (e.g., third goal section) (Useful)	14
Training on third goal (Useful)	11
Other: Please specify below (Useful)	2

**E12: Which of the following resources would/will be helpful to you in your third goal activities?**

	Yes
Coverdell World Wise Schools staff (Would be helpful)	27
Contact with other Peace Corps staff in Washington, D.C. (Would be helpful)	17
Information at staging (Would be helpful)	10
Information from your post sent to you before departure (Would be helpful)	12
Internet (Would be helpful)	15
Invitation kits (Would be helpful)	10
Material in staging packet (Would be helpful)	7
Peace Corps staff at post (e.g., World Wise School contact) (Would be helpful)	14
Recruiting (Would be helpful)	13
Resources available from Coverdell World Wise Schools (Would be helpful)	13
Resources available on Peace Corps website (e.g., third goal section) (Would be helpful)	12
Training on third goal (Would be helpful)	22
Other: Please specify below (Would/will be helpful)	5

**E12: Other useful/helpful resources? Other (specify)**

	Column N %	Count	Row N %
E12_OTHER	Open-ended results. Not responsive to request.		
Total		68	100%

**E13: Do you know about the Peace Corps Partnership Program (PCPP)?**

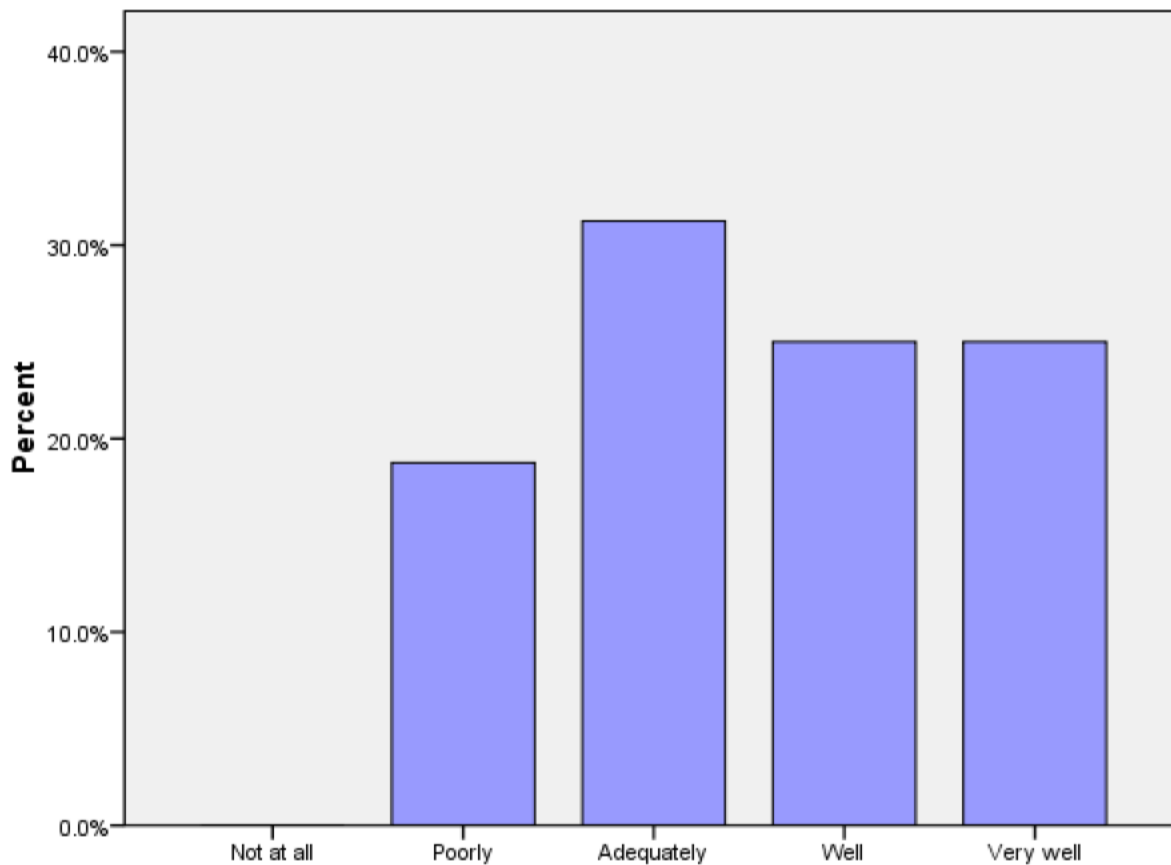
	No	Yes, but I haven't used it.	Yes, I have used it.	Total
E13	12%	67%	20%	64

## F. Peace Corps Support

*This section reports Volunteers' assessments of in-country Peace Corps.*

**F1 (PCVs at post 9+ months): How prepared for your arrival were the host people with whom you work?**

	Not at all	Poorly	Adequately	Well	Very well	Total
F1		19%	31%	25%	25%	16



**F1: When you arrived at your community, how prepared for your arrival were the host people with whom you work?**

**F2: How satisfied are you with the health care you received from your PCMO(s)?**

	Not at all	Minimally	Adequately	Considerably	Exceptionally	Not Used	Total
F2		2%	19%	36%	42%	2%	64

**F3: How satisfied are you with the following support provided by in-country PC staff?**

	Not at all 1	2	3	4	Completely 5	NA	Total
Administrative/logistical	5%	15%	22%	37%	20%	2%	65
Cross-cultural		6%	18%	48%	25%	3%	65
Emotional	2%	9%	20%	40%	23%	6%	65
Feedback on my work reports	14%	25%	14%	11%	14%	23%	65
Job assignment	3%	20%	34%	22%	18%	3%	65
Language learning	2%	6%	25%	36%	25%	6%	64
Medical		3%	14%	49%	34%		65
Safety and security	2%		9%	34%	55%		65
Site selection/preparation	11%	14%	25%	22%	29%		65
Technical skills	8%	17%	40%	25%	11%		65

**F4: How satisfied are you with the Peace Corps allocation of time and resources to mental health/adjustment issues?**

	Not at all satisfied 1	2	3	4	Completely satisfied 5	Total
F4	6%	9%	25%	38%	22%	65

**F5: What level of PC support have you received to help cope with stress from issues such as HIV/AIDS, food insecurity, etc. in your community? (Including PCVs w/no need for support)**

	No support	Minimal support	Adequate support	Considerable support	Exceptional support	NA / I have no need for support	Total
F5	2%	6%	26%	17%	11%	38%	65

**F5: What level of PC support have you received to help cope with stress from issues such as HIV/AIDS, food insecurity, etc. in your community? (Excluding PCVs w/no need for support)**

	No support	Minimal support	Adequate support	Considerable support	Exceptional support	Total
F5	2%	10%	42%	28%	18%	40

**F6: How would you rate your interaction with the Country Director in terms of the following?**

	Not adequate	Adequate	Total
Responsiveness to my issues	29%	71%	59
Informative content	35%	65%	57
My comfort level discussing issues	59%	41%	59
Adequacy of visits	53%	47%	57

**F6b: How would you rate your interaction with the PTO/SRPTC in terms of the following?**

	Not adequate	Adequate	Total
Responsiveness to my issues	23%	77%	47
Informative content	23%	77%	47
My comfort level discussing issues	26%	74%	47
Adequacy of visits	34%	66%	47

**F6c: How would you rate your interaction with the APCD/Program Manager in terms of the following?**

	Not adequate	Adequate	Total
Responsiveness to my issues	13%	87%	60
Informative content	20%	80%	60
My comfort level discussing issues	21%	79%	62
Adequacy of visits	25%	75%	57

**F6d: How would you rate your interaction with the PCMO in terms of the following?**

	Not adequate	Adequate	Total
Responsiveness to my issues	7%	93%	60
Informative content	8%	92%	61
My comfort level discussing issues	5%	95%	60
Adequacy of visits	14%	86%	57

**F6e: How would you rate your interaction with the Safety and Security Coordinator in terms of the following?**

	Not adequate	Adequate	Total
Responsiveness to my issues	5%	95%	59
Informative content	3%	97%	59
My comfort level discussing issues	2%	98%	59
Adequacy of visits	9%	91%	56

**F6f: How would you rate your interaction with the Training Manager in terms of the following?**

	Not adequate	Adequate	Total
Responsiveness to my issues	5%	95%	57
Informative content	12%	88%	56
My comfort level discussing issues	9%	91%	56
Adequacy of visits	15%	85%	54

**F6g: How would you rate your interaction with administrative staff in terms of the following?**

	Not adequate	Adequate	Total
Responsiveness to my issues	12%	88%	57
Informative content	11%	89%	56
My comfort level discussing issues	25%	75%	56
Adequacy of visits	24%	76%	51

**F6h: How would you rate your interaction with other post staff (please specify) in terms of the following?**

	Not adequate	Adequate	Total
Responsiveness to my issues	36%	64%	11
Informative content	27%	73%	11
My comfort level discussing issues	36%	64%	11
Adequacy of visits	40%	60%	10

**F7: To what extent is your CD aware of Volunteer issues and concerns through interactions with Volunteers?**

	Not at all	Minimally	Adequately	Considerably	Completely	Total
F7	17%	36%	28%	14%	5%	64

**F8: What is the most effective way you use to communicate with PC staff?**

Most effective	Cellphone (voice)	49%	32
	Email/ Internet	23%	15
	Text messaging	18%	12
	In-person visits	8%	5
	Telephone not at residence or work	2%	1
	Other. Please specify		
	Telephone at residence or work		
	Letters		
	CB radio		
	Total	100%	65

**F8: What is the second most effective way you use to communicate with PC staff?**

Second most effective	Cellphone (voice)	34%	22
	Email/ Internet	31%	20
	Text messaging	27%	17
	In-person visits	5%	3
	Telephone not at residence or work	2%	1
	Telephone at residence or work	2%	1
	Other. Please specify		
	Letters		
	CB radio		
	Total	100%	64

**F8: What is the third most effective way you use to communicate with PC staff?**

(C11_THREE) Third most effective	In-person visits	37%	24
	Email/ Internet	32%	21
	Text messaging	17%	11
	Cellphone (voice)	11%	7
	Telephone not at residence or work	2%	1
	Telephone at residence or work	2%	1
	Other. Please specify		
	Letters		
	CB radio		
	Total	100%	65

**F9: How do you rate the effectiveness of your communication resources for contacting in-country PC staff?**

	Very poor	Poor	Adequate	Good	Excellent	Total
F9		2%	28%	26%	45%	65



## **G. Your Safety and Security**

*This section reports on how safe and informed about their safety Volunteers feel. Their experiences with reported and unreported crimes are summarized.*

### **G1: How safe do you feel...?**

	Not at All Safe	Often Safe	Adequately Safe	Usually Safe	Very Safe	Total
Where you live	5%	2%	5%	32%	58%	66
Where you work	5%		6%	29%	61%	66
When you travel in-country	8%	18%	32%	32%	11%	66
City where main Peace Corps office is located	3%	23%	35%	27%	12%	66

### **G2: Please indicate the number of times you experienced the following types of discrimination/harassment.**

	Never	Once	2-5 times	6-10 times	11-25 times	26+ times	Total
Age	89.4%	2.1%	6.4%			2.1%	47
Anti-American	50.0%	18.0%	22.0%	2.0%	6.0%	2.0%	50
Disability	100.0%						45
Gender	75.5%	2.0%	10.2%	2.0%	2.0%	8.2%	49
Racial/color	90.9%				2.3%	6.8%	44
Religious	91.1%		2.2%	2.2%		4.4%	45
Sexual (verbal)	55.6%	6.7%	11.1%		6.7%	20.0%	45
Sexual (physical)	95.5%		4.5%				44
Sexual orientation	93.2%		4.5%	2.3%			44

**G2: Please indicate the number of times you reported discrimination/harassment events to PC.**

	Never	Once	2-5 times	6-10 times	11-25 times	26+ times	Total
Age	100.0%						4
Anti-American	95.5%	4.5%					22
Gender	91.7%	8.3%					12
Racial/color	75.0%		25.0%				4
Religious	66.7%	33.3%					3
Sexual (verbal)	84.2%	15.8%					19
Sexual (physical)	50.0%	50.0%					2
Sexual orientation	100.0%						3

**G3: Please indicate the number of times you experienced the following types of crimes.**

	Never	Once	2-5 times	6-10 times	11-25 times	26+ times	Total
Burglary	84.8%	13.0%	2.2%				46
Theft	65.4%	28.8%	5.8%				52
Robbery	84.8%	13.0%	2.2%				46
Physical assault	97.8%	2.2%					45
Aggravated assault	100.0%						44
Sexual assault	97.7%	2.3%					44
Rape	100.0%						44

**G3: Please indicate the number of times you reported the following crimes to Peace Corps.**

	Never	Once	2-5 times	6-10 times	11-25 times	26+ times	Total
Burglary	28.6%	57.1%	14.3%				7
Theft	50.0%	43.8%	6.2%				16
Robbery	14.3%	85.7%					7
Physical assault	100.0%						1
Sexual assault	100.0%						1

**G4a: If you did not report your experience with burglary, please your reason(s) for not reporting.**

		PCV Responses	% Reason Not Rptd	Total PCVs Responding
\$NoRpBurg	I felt it was too minor or common to report	3	100%	
	I did not think the PC could help	2	67%	
	I believed it could result in changing sites			
	Concerns of a possible breach in confidentiality			
	Reporting might result in disciplinary action against me			
	It might hurt my relationship with the community			
	Other			
	Total			

\*Percents may total to more than 100% since Volunteers were asked to "mark all that apply."

**G4b: If you did not report your experience with theft, please your reason(s) for not reporting.**

		PCV Responses	% Reason Not Rptd	Total PCVs Responding
\$NoRpTheft	I felt it was too minor or common to report	9	75%	
	I did not think the PC could help	6	50%	
	Other	1	8%	
	I believed it could result in changing sites			
	Concerns of a possible breach in confidentiality			
	Reporting might result in disciplinary action against me			
	It might hurt my relationship with the community			
	Total			

\*Percents may total to more than 100% since Volunteers were asked to "mark all that apply."

**G4c: If you did not report your experience with robbery, please your reason(s) for not reporting.**

		PCV Responses	% Reason Not Rptd	Total PCVs Responding
\$NoRpRobb	I felt it was too minor or common to report	1	50%	
	Other	1	50%	
	I did not think the PC could help			
	I believed it could result in changing sites			
	Concerns of a possible breach in confidentiality			
	Reporting might result in disciplinary action against me			
	It might hurt my relationship with the community			
	Total			

\*Percents may total to more than 100% since Volunteers were asked to "mark all that apply."

**G4d: If you did not report your experience with physical assault, please your reason(s) for not reporting.**

	PCV Responses	% Reason Not Rptd	Total PCVs Responding
\$NoRpPhAs			
I felt it was too minor or common to report	1	100%	
I did not think the PC could help			
I believed it could result in changing sites			
Concerns of a possible breach in confidentiality			
Reporting might result in disciplinary action against me			
It might hurt my relationship with the community			
Other			
Total			1

\*Percents may total to more than 100% since Volunteers were asked to "mark all that apply."

**G4: If you did not report your experience with aggravated assault, please your reason(s) for not reporting.**

	PCV Responses	% Reason Not Rptd	Total PCVs Responding
\$NoRpAgAs			
I did not think the PC could help			
I believed it could result in changing sites			
I felt it was too minor or common to report			
Concerns of a possible breach in confidentiality			
Reporting might result in disciplinary action against me			
It might hurt my relationship with the community			
Other			
Total			

\*Percents may total to more than 100% since Volunteers were asked to "mark all that apply."

**G4e: If you did not report your experience with sexual assault, please your reason(s) for not reporting.**

		PCV Responses	% Reason Not Rptd	Total PCVs Responding
\$NoRpSxAs	It might hurt my relationship with the community	2	100%	
	I did not think the PC could help	1	50%	
	I felt it was too minor or common to report	1	50%	
	I believed it could result in changing sites			
	Concerns of a possible breach in confidentiality			
	Reporting might result in disciplinary action against me			
	Other			
	Total			

\*Percents may total to more than 100% since Volunteers were asked to "mark all that apply."



**G4f: If you did not report your experience with rape, please your reason(s) for not reporting.**

		PCV Responses	% Reason Not Rptd	Total PCVs Responding
\$NoRpRape	I did not think the PC could help			
	I believed it could result in changing sites			
	I felt it was too minor or common to report			
	Concerns of a possible breach in confidentiality			
	Reporting might result in disciplinary action against me			
	It might hurt my relationship with the community			
	Other			
	Total			

\*Percents may total to more than 100% since Volunteers were asked to "mark all that apply."

## H. Volunteers Working in HIV/AIDS

*This section reports Volunteers' involvement in HIV/AIDS and their perceived effectiveness of their HIV/AIDS related activities.*

**H1: Which of the following best describes your involvement in HIV/AIDS activities?**

	HIV/AIDS work is my primary assignment.	HIV/AIDS work is part of my secondary activities.	Involved in HIV/AIDS efforts, not primary/secondary work	Not involved in any HIV/AIDS related activities	Total
H1	6%	25%	34%	35%	65

**H2: How well has PC training prepared you to undertake your HIV/AIDS activities?**

	Not at all	Poorly	Adequately	Well	Very well	NA	Total
H2	12%	17%	33%	10%	21%	7%	42

**H3: In working with HC individuals or groups, how would you rate the effectiveness of your specific HIV/AIDS activities? (Including the "Don't Know" responses)**

	Seldom effective	Sometimes effective	Often effective	Almost always effective	Don't know	Total
H3	2%	31%	29%	19%	19%	42

**H3: In working with HC individuals or groups, how would you rate the effectiveness of your specific HIV/AIDS activities? (Excluding the "Don't Know" responses)**

	Seldom effective	Sometimes effective	Often effective	Almost always effective	Total
H3	3%	38%	35%	24%	34

## I. Your Life in the Peace Corps

*This section reports on Volunteers' descriptions of and adjustments to their living conditions, including stress factors and how Volunteers cope with stress.*

### I1: Have you lived with a host country individual or family?

	Never lived with a host country individual or family	Yes, I lived with a host country individual or family only	Yes, in my community (not during PST).	Yes, both during PST and later in my community.	Total
I1	3%	28%	2%	68%	65

### I2: How often do you interact with HCNs in community/family social events?

	Daily	Several times a week	Weekly	Several times a month	Monthly	Less than once a month	Total
I2	51%	26%	9%	8%	5%	2%	65

### I3: How well can you communicate in the language used by most people in your community?

	Not at all	Poorly	Adequately	Well	Very well	Total
I3			29%	29%	42%	65

### I4: Do you have the following at your worksite?

	Never	Sometimes or more often	Total
Electricity	6%	94%	65
Running water	14%	86%	64

### I4: Do you have the following at your residence?

	Never	Sometimes or more often	Total
Electricity	5%	95%	62
Running water	13%	87%	63

**15: How well do your PC experiences match the expectations you had before you became a Volunteer?**

	Not at all	Minimally	Moderately	Considerably	Exceptionally	Total
15		6%	46%	42%	6%	65

**17: To what extent do the following create stress and/or emotional health issues for you?**

	Not at all stressful 1	2	3	4	Exceptionally stressful 5	NA	Total
Cultural issues	14%	27%	25%	30%	5%		64
Dealing with violence in country (e.g., civil unrest, domestic violence, corporal punishment)	21%	30%	17%	14%	13%	5%	63
Health/medical problems	17%	35%	30%	11%	6%		63
Issues including family, friends, loved ones in U.S.	16%	24%	44%	14%		2%	63
Isolation/loneliness	12%	28%	31%	23%	5%		64
Local language	28%	34%	22%	11%	5%		64
Primary assignment	19%	31%	28%	17%	5%		64
Romantic relationships in-country	25%	25%	11%	11%	8%	20%	64
Interactions with other Volunteers	41%	40%	10%	6%	2%	2%	63
Interactions with PC Staff	40%	32%	18%	6%	2%	2%	62
Safety and security	23%	33%	28%	12%	2%	2%	64
Other: Please specify below	12%			12%	12%	62%	8

**18: Please mark all of the typical ways in which you cope with stress.**

		PCV Responses	% Using This Stress Reducer	Total PCVs Responding
\$18LessStress	Talk with PCVs outside my community	55	86%	
	Talk with friends and family in US	52	81%	
	Do sports	47	73%	
	Pursue personal hobbies	47	73%	
	Leave the community for a time	46	72%	
	Get involved in other projects	37	58%	
	Talk with PC in-country staff	23	36%	
	Talk with co-workers or friends (not PCVs)	23	36%	
	Pray	16	25%	
	Talk with my host family	13	20%	
	Talk with PCVs in my community	12	19%	
	Meditate	12	19%	
	Do other activity (specify)	8	12%	
	Talk with Office of Special Services staff			
	Total			

\*Percents total to more than 100% since Volunteers were asked to "mark all that apply."

**I8: Others I talk with to reduce stress**

		Percent	Number
I8.OTHR.S.TEXT	Open-ended results. Not responsive to request.		
Total		100%	68

**I8: Other activities to reduce stress**

		Percent	Number
I8.OTHR.ACT.TEXT2	Open-ended results. Not responsive to request.		
Total		100%	68

**I8: When asked about ways of coping with stress, Volunteers who answered "No stress"**

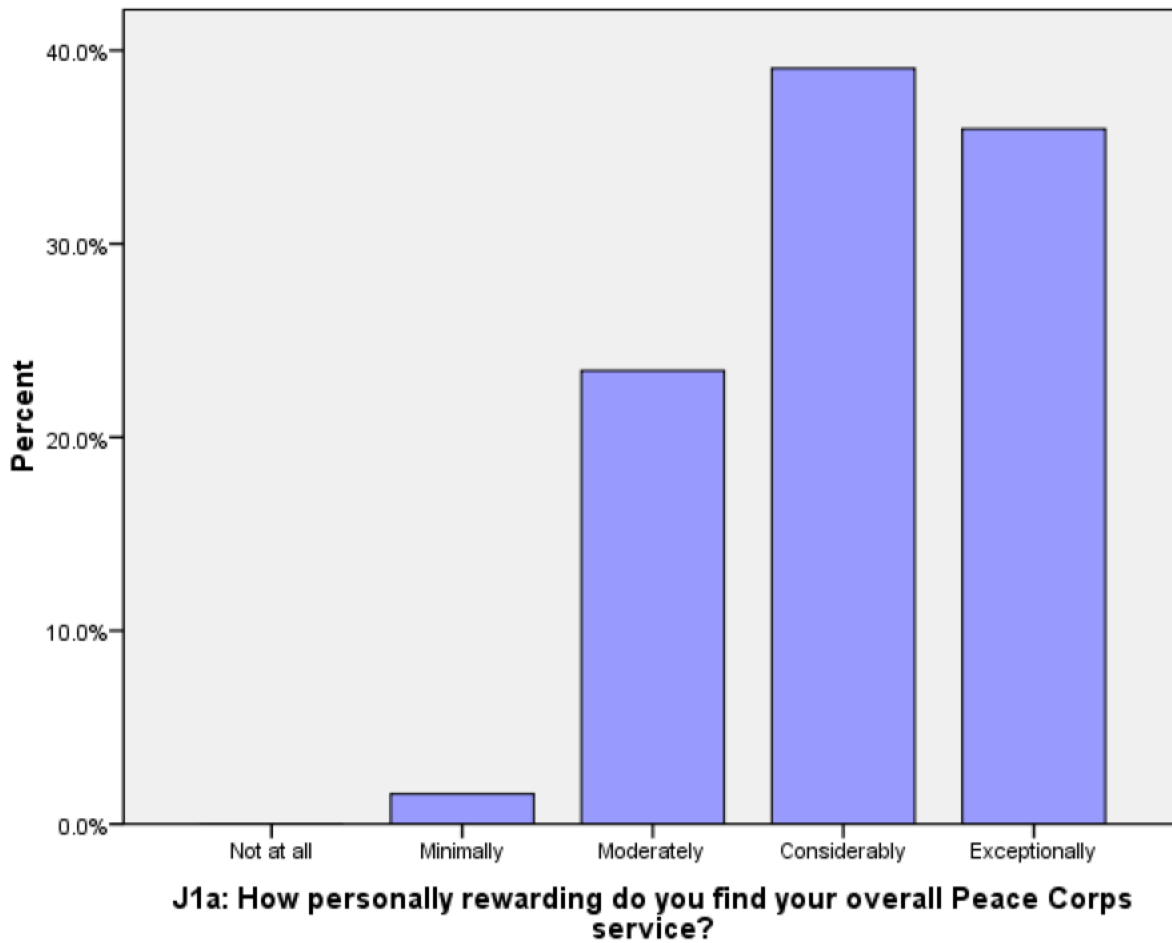
	No	Yes, I have no stress	Total
I8.NOSTRESS	100%		68

## J. Overall Assessment of Peace Corps Service

This section reports Volunteers' level of satisfaction with their Peace Corps service and their expectations about completing their service.

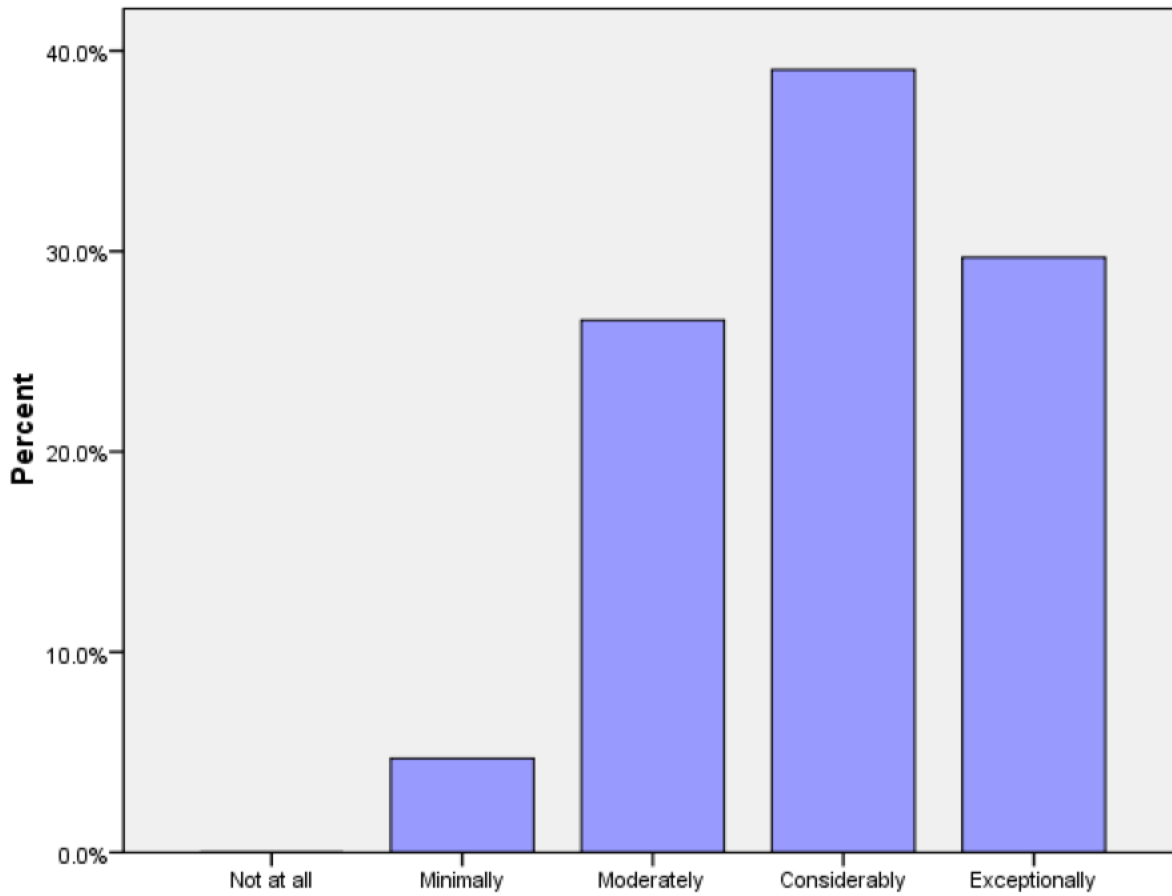
**J1a: How personally rewarding do you find your overall Peace Corps service?**

	Not at all	Minimally	Moderately	Considerably	Exceptionally	Total
J1A		2%	23%	39%	36%	64



**J1b: How personally rewarding do you find your community involvement?**

	Not at all	Minimally	Moderately	Considerably	Exceptionally	Total
J1B		5%	27%	39%	30%	64

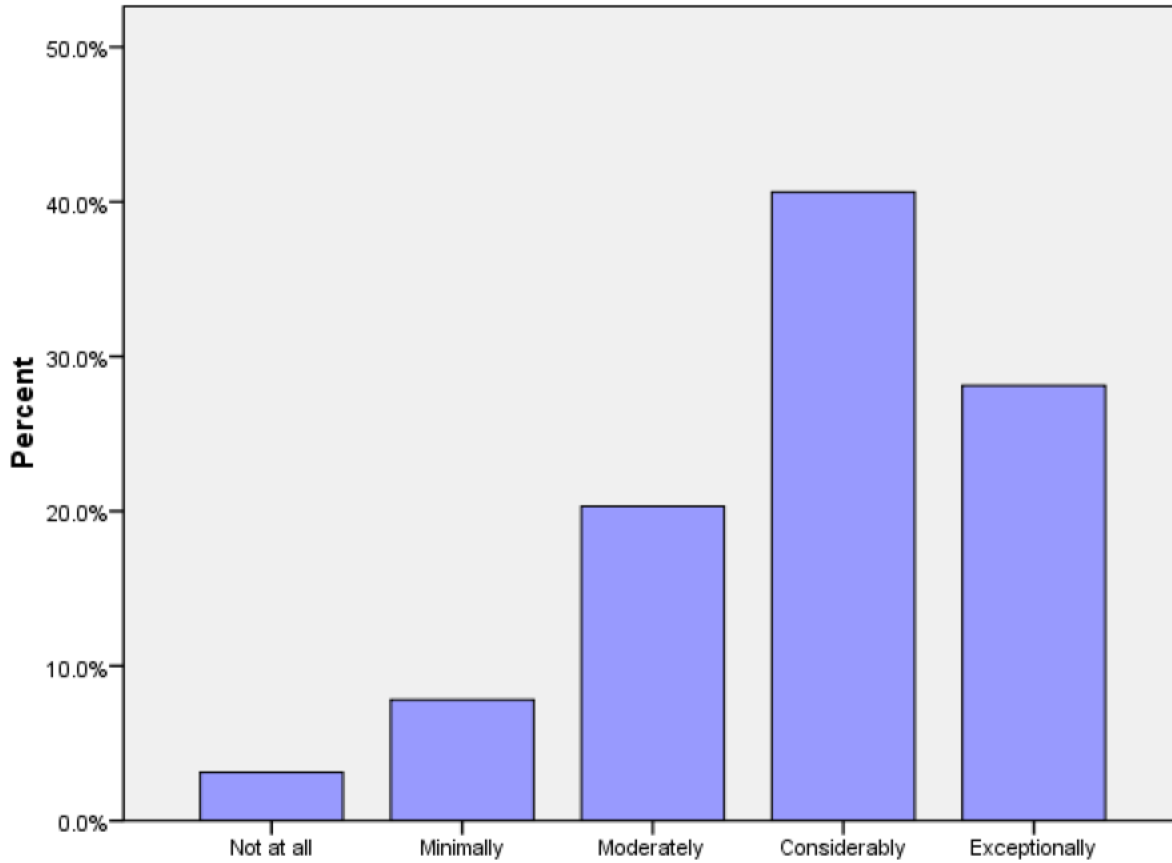


**J1b: How personally rewarding do you find your community involvement?**



**J1c: How personally rewarding do you find your experience with other Volunteers?**

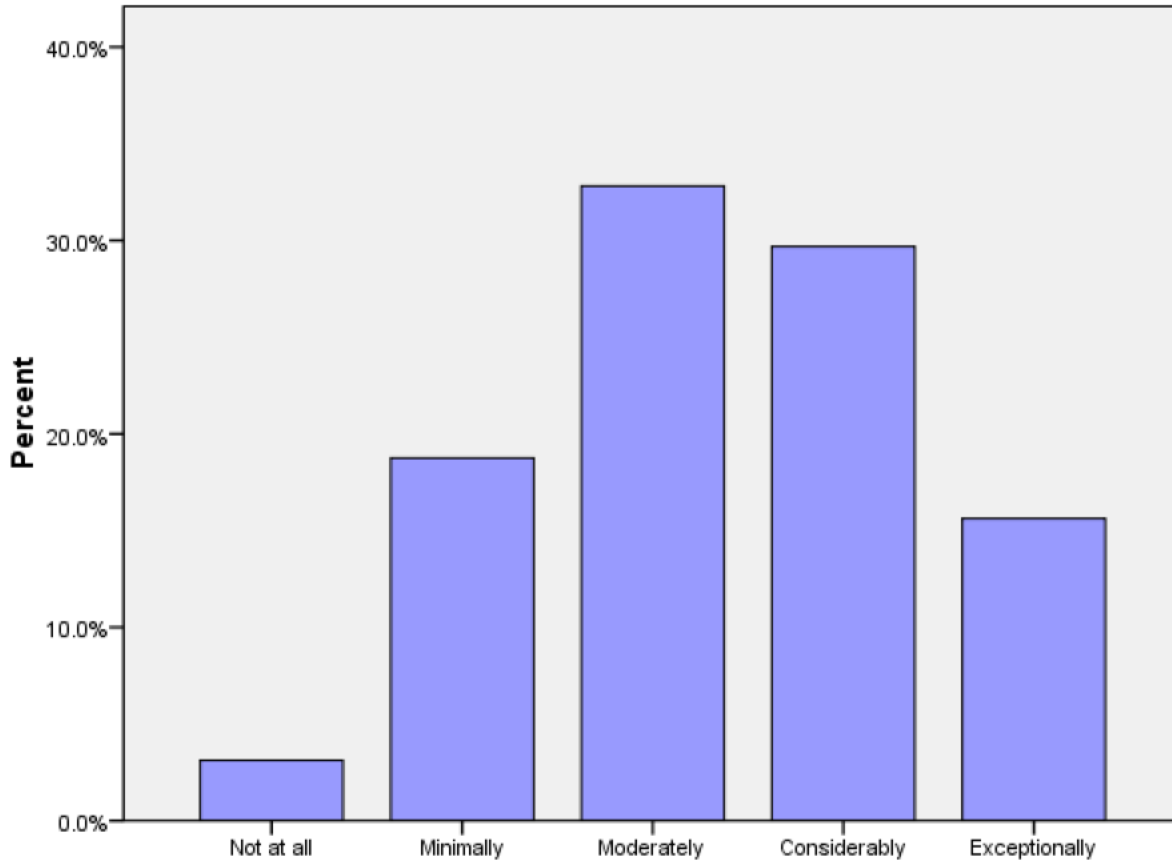
	Not at all	Minimally	Moderately	Considerably	Exceptionally	Total
J1C	3%	8%	20%	41%	28%	64



**J1c: How personally rewarding do you find your experience with other Volunteers?**

**J1d: How personally rewarding do you find your work with counterparts/community partners?**

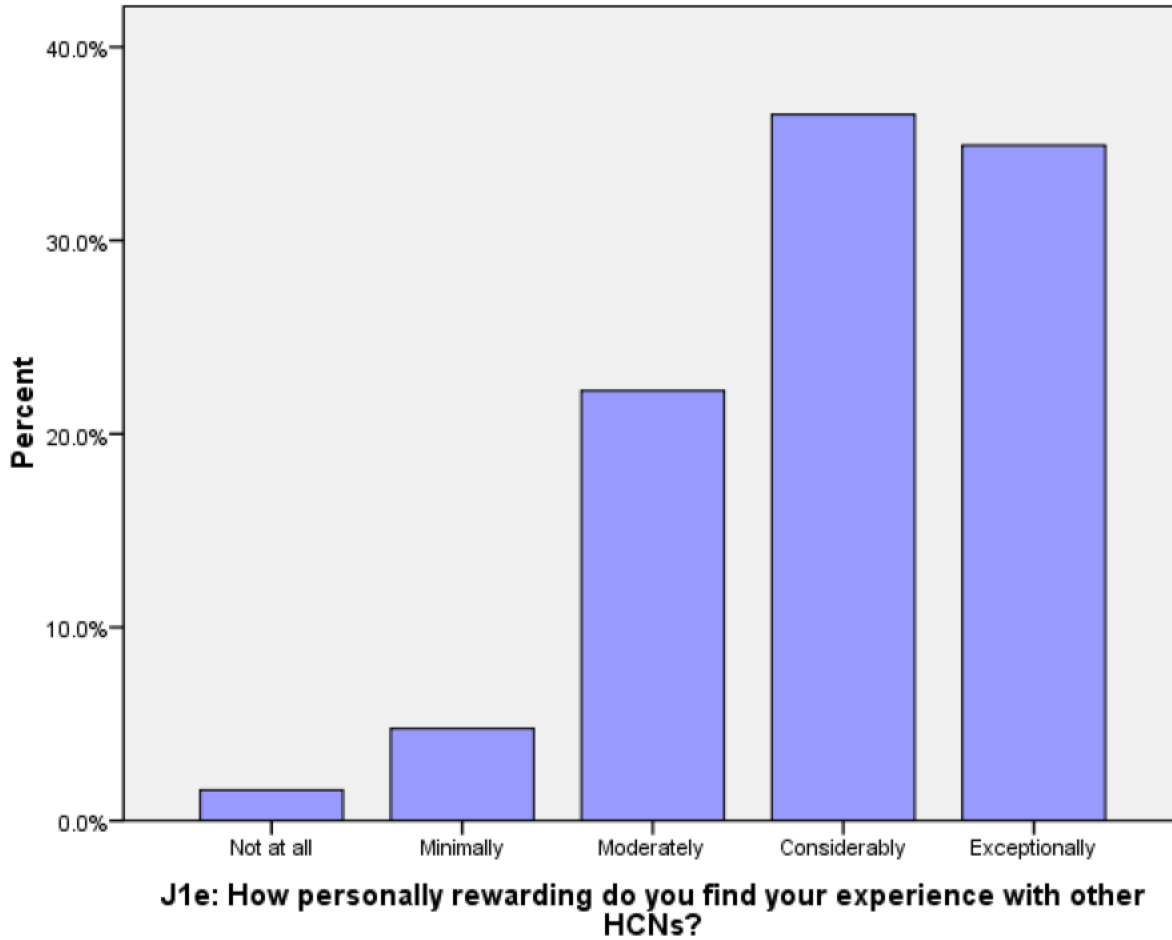
	Not at all	Minimally	Moderately	Considerably	Exceptionally	Total
J1D	3%	19%	33%	30%	16%	64



**J1d: How personally rewarding do you find your work with counterparts/community partners?**

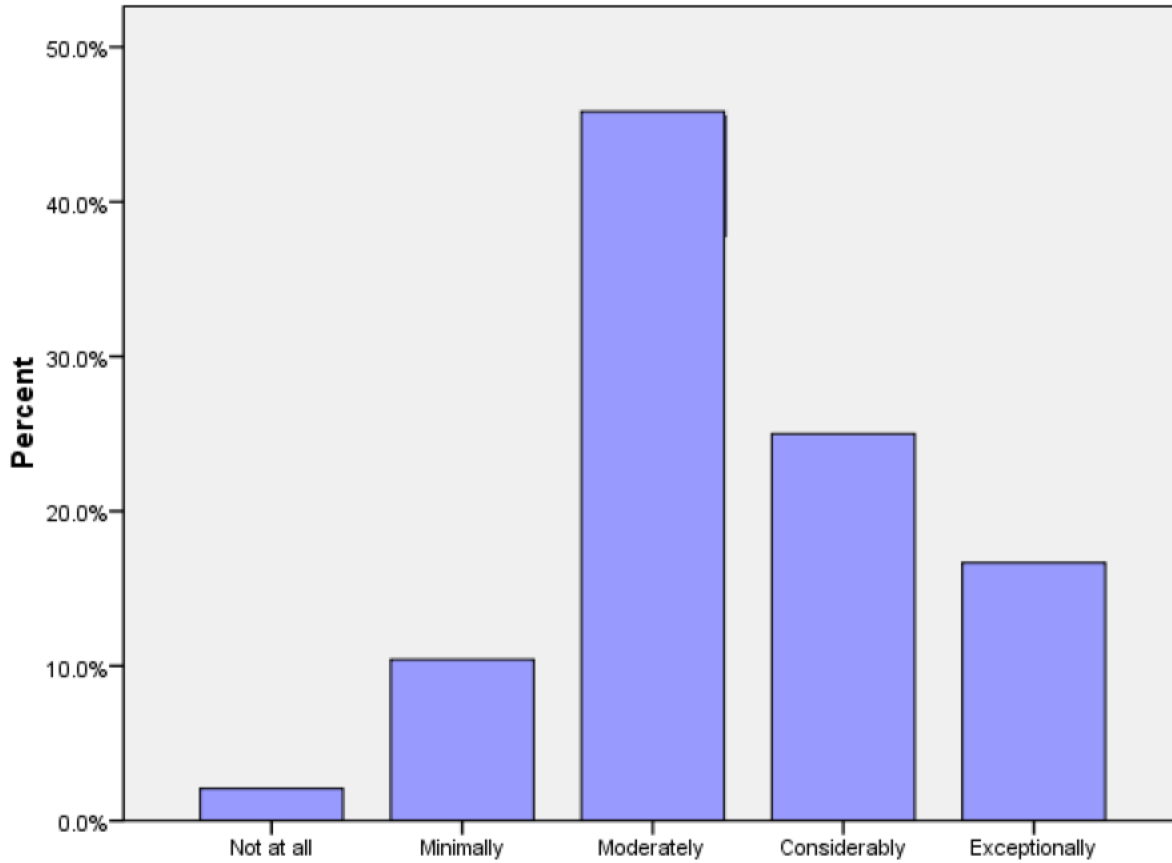
**J1e: How personally rewarding do you find your experience with other HCNs?**

	Not at all	Minimally	Moderately	Considerably	Exceptionally	Total
J1E	2%	5%	22%	37%	35%	63



**J2a (PCVs at post 9 months+ months): Please rate how well you think you achieved Goal 1.**

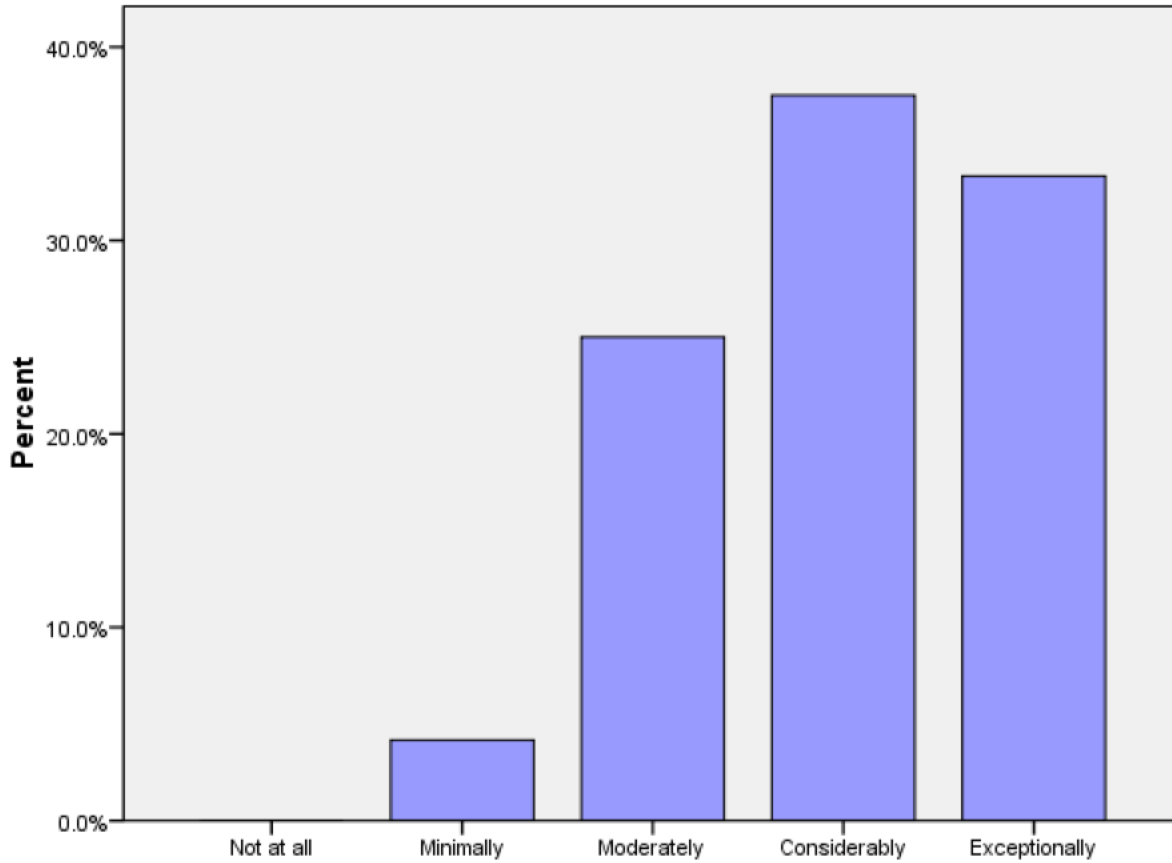
	Not at all	Minimally	Moderately	Considerably	Exceptionally	Total
J2A	2%	10%	46%	25%	17%	48



**J2a (PCVs at post 9 months+ months): Rate how well you think you achieved Goal 1.**

**J2b: (PCVs at post 9 months+ months): Please rate how well you think you achieved Goal 2.**

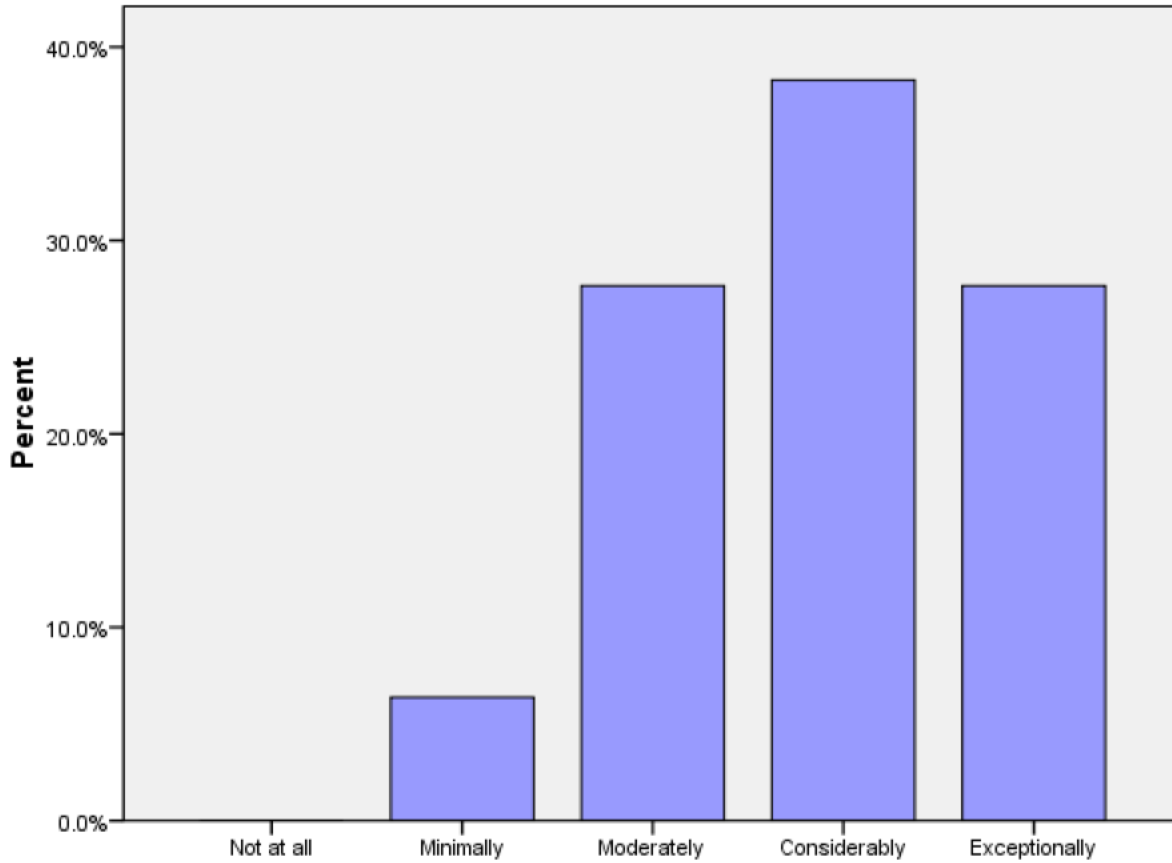
	Not at all	Minimally	Moderately	Considerably	Exceptionally	Total
J2B		4%	25%	38%	33%	48



**J2b (PCVs at post 9 months+ months): Rate how well you think you achieved Goal 2.**

**J2c (PCVs at post 9 months+ months): Please rate how well you think you achieved Goal 3.**

	Not at all	Minimally	Moderately	Considerably	Exceptionally	Total
J2C		6%	28%	38%	28%	47



**J2c (PCVs at post 9 months+ months): Please rate how well you think you achieved Goal 3.**

**J3: Today, would you make the same decision to join the Peace Corps?**

	No	Not likely	Possibly	Probably	Definitely	Total
J3		2%	11%	17%	70%	64

**J4: Would you recommend Peace Corps service to others you think are qualified?**

	No	Not likely	Possibly	Probably	Definitely	Total
J4			8%	19%	73%	64

**J5: Do you intend to complete your Peace Corps service?**

	No	Not sure	Yes	Might extend	Total
J5	2%	5%	70%	23%	64

**J6: Would your host country benefit most if the Peace Corps program was---**

	Discontinued	Reduced	Refocused/redesig ned	Maintained as is	Expanded	Total
J6		2%	48%	36%	14%	64

## **K. Activities After Peace Corps Service**

*This section reports on Volunteers' plans for after they have completed their Peace Corps Service.*

### **K1a: What are your plans after your Peace Corps service? Work in government.**

Government			
In the U.S.	In your host country	In another country	N
100%	14%	14%	7

\* Percent of cases was used. Percentages will be greater than 100 since Volunteers were asked to select all that applied.

### **K1b: What are your plans after your Peace Corps service? Work in the private sector.**

Private Sector			
In the U.S.	In your host country	In another country	N
86%	14%	29%	7

\* Percent of cases was used. Percentages will be greater than 100 since Volunteers were asked to select all that applied.

### **K1c: What are your plans after your Peace Corps service? Work for an NGO.**

NGO			
In the U.S.	In your host country	In another country	N
80%	40%	40%	5

\* Percent of cases was used. Percentages will be greater than 100 since Volunteers were asked to select all that applied.

### **K1d: What are your plans after your Peace Corps service? Work for PC Response.**

Peace Corps Response			
In the U.S.	In your host country	In another country	N
0%	0%	100%	1

\* Percent of cases was used. Percentages will be greater than 100 since Volunteers were asked to select all that applied.



**K1e: What are your plans after your Peace Corps service? Continue to participate in volunteer activities.**

Volunteer Activities			
In the U.S.	In your host country	In another country	N
100%	18%	0%	11

\* Percent of cases was used. Percentages will be greater than 100 since Volunteers were asked to select all that applied.

**K1f: What are your plans after your Peace Corps service? Graduate school/academic credentialing.**

Graduate School			
In the U.S.	In your host country	In another country	N
100%	9%	9%	11

\* Percent of cases was used. Percentages will be greater than 100 since Volunteers were asked to select all that applied.

**K1g: What are your plans after your Peace Corps service? Travel.**

Travel			
In the U.S.	In your host country	In another country	N
53%	5%	58%	19

\* Percent of cases was used. Percentages will be greater than 100 since Volunteers were asked to select all that applied.

**K1h: What are your plans after your Peace Corps service? Other.**

Other			
In the U.S.	In your host country	In another country	N
67%	33%	0%	3

\* Percent of cases was used. Percentages will be greater than 100 since Volunteers were asked to select all that applied.

**K2: How prepared do you feel to share your Peace Corps experience and knowledge of your host country with others in the United States when you return?**

	Not at all	Minimally	Moderately	Considerably	Total
How prepared do you feel to share your Peace Corps experience and knowledge of your host country with others in the United States when you return?	0%	9%	23%	68%	22

**K3: How well do you feel Peace Corps has prepared you for life in the U. S. after you return?**

	Not at all	Minimally	Moderately	Considerably	Exceptionally	Total
How well do you feel Peace Corps has prepared you for life in the U. S. after your return?	9%	9%	18%	45%	18%	22

**K6: Have your life/career goals changed because of your Peace Corps service?**

	No	Yes	Total
Have your life/career goals changed because of your Peace Corps service?	57%	43%	21

**K7: How well informed are you about the following opportunities for returned Volunteers:**

	Not informed	Somewhat informed	Well informed	N
Peace Corps Response	23%	55%	23%	22
Peace Corps' Fellows/USA program	23%	50%	27%	22
Noncompetitive eligibility	32%	41%	27%	22
RPCV Career Center in Washington, D.C.	55%	27%	18%	22
Returned Volunteer Services	41%	45%	14%	22

**K8: How did you first learn about the Fellows/USA program?**

Learn about Fellows/USA program	PC Website	50%	
	Word of mouth	50%	
	From a recruiter	36%	
	From staff in the host country's PC office	14%	
	At PST	7%	
	At IST	7%	
	At COS Conference	7%	
	Hotline	0%	
	Mid-service mailing from PC	0%	
	University website	0%	
	At post's information resource center	0%	
	Other	0%	
	N		14

\* Percent of cases was used. Percentages will be greater than 100 since Volunteers were asked to select all that applied.

**K9: Which of the following resources do you think will be helpful as you exit Peace Corps service?**

K9 Resources	Electronic newsletter with job postings and career advice	60%	
	Applying to federal government with RPCV noncompetitive eligibility	55%	
	RPCV job search webinars	55%	
	RPCV career conferences	50%	
	Access to free job bulletins	50%	
	RPCV Handbook	45%	
	Career Resource Manual	40%	
	Guide to speaking about my PC service to others (third goal)	40%	
	List of RPCVs willing to talk to me about their careers	30%	
	Self-assessment software (SIGI 3)	25%	
	Connection with RPCVs through a mentoring program	20%	
	NOT SURE	20%	
Other	0%		
N			20

\* Percent of cases was used. Percentages will be greater than 100 since Volunteers were asked to select all that applied.

**K10: Which of the following third goal (helping promote a better understanding of peoples on the part of Americans) activities do you plan to do when you return to the U. S.?**

K10 Third Goal	Speak to school age children about my experience	76%	21
	Join a RPCV group	76%	
	Continue with volunteerism and service learning	71%	
	Speak to a group of adults about my experience	71%	
	Write stories from my PC service on my own	52%	
	Participate in PC Week	43%	
	Obtain and use PC third goal resources	29%	
	Write stories from my PC service in conjunction with CWWS	10%	
	NOT SURE	10%	
	Other	5%	
N			

\* Percent of cases was used. Percentages will be greater than 100 since Volunteers were asked to select all that applied.