



**Peace Corps Volunteer
2010 Annual Volunteer Survey**

KYRGYZ REPUBLIC

October 2010

Office of Strategic Information, Research and Planning

2010 Annual Volunteer Survey: KYRGYZ REPUBLIC

For internal use only; do not distribute without Peace Corps authorization.

Table of Contents

INTRODUCTION	3
A. Basic Information	4
B. Preparing for the Peace Corps	6
C. Your Peace Corps Assignment	8
D. Training for Your Peace Corps Assignment.....	12
E. Volunteer Assignment Goals and Impact	17
F. Peace Corps Support	22
G. Your Safety and Security	26
H. Volunteers Working in HIV/AIDS	50
I. Your Life in the Peace Corps.....	51
J. Overall Assessment of Your Peace Corps Service	58
K. Demographics and Factors Affecting Extensions	59

2010 ANNUAL VOLUNTEER SURVEY COUNTRY REPORT

INTRODUCTION

The Annual Volunteer Survey was conducted from June – August 2010 and 81 percent of the Volunteers (5, 239) responded, the highest number in the 35-year history of the survey. Most Volunteers (89 percent) completed the online version of the survey, and another 11 percent completed a paper version of the survey.

This report conveys the responses to the survey from Volunteers serving in one particular country. The report contains the tables and short narrative responses from the questions offering a finite set of possible responses. The results provide a picture of the activities, experiences and views of Peace Corps Volunteers in 2010, including areas where Volunteers confirm that their needs are being well met and where improvements may be needed.

A second report contains the Volunteers' extensive narrative responses to eight open-ended questions on the survey. The report, *2010 Annual Volunteer Survey Open Ended Responses*, is being distributed separately to the Regional and Country Directors.

ORGANIZATION OF THE REPORT

The country report contains eleven sections, corresponding to the major sections of the survey questionnaire.

The tabular results are presented in the order in which the questions appeared in the 2010 AVS, which corresponds roughly to the phases of Volunteer service. Initial questions asked about preparing for Peace Corps. These were followed by questions about assignment activities and training. The final set of questions asked about extending service beyond two years.

The tables show the percent of post respondents that selected each choice and the total number of post respondents that answered the question. Most survey questions asked respondents to select one answer from a set of choices. The percentages for the "select one" responses add up to 100 percent. Questions that allowed Volunteers to "mark all that apply" result in percentages that total to more than 100 percent. This is because each percentage equals the number of respondents selecting that choice divided by the number of respondents who answered the question.

The 2010 AVS included most questions from earlier annual and biennial surveys. A dozen open-ended questions were excluded this year to reduce the reporting burden and internet connection costs to Volunteers.

Key questions were added to gather more information about:

- Experiences with insensitive comments and behavior based on race, ethnicity, age, gender, or sexual orientation
- Observations or comments about harassment/discrimination experiences (added to the online 2010 AVS after the survey began)
- Reasons that might influence whether or not to extend Volunteer service beyond two years

A crosswalk between the 2009 and 2010 questions is posted on the OSIRP intranet under 2010 AVS Reports “Reference Documents.” Earlier surveys and global, regional and post reports are also on the OSIRP Intranet.

HOW TO USE THE INFORMATION

Posts are encouraged to share the results with staff and Volunteers. These reports are an excellent way to initiate a dialogue with staff and Volunteers at post about what is working well and areas for improvement. In the past, posts have found it useful to share the results with their Volunteers, via the VAC, monthly newsletters, summary bulletins, and presentations at PST and IST.

Please consider comparing these 2010 results with your 2006, 2008 and 2009 survey results to identify trends and changes over time. You may also want to compare your country’s results with the regional and global numbers.

A. Basic Information

This section reports on the overall response rate and percentages of online and paper surveys completed, as well as the Volunteers’ descriptions of their project and site. Results are more representative of all Volunteers at post when the response rate is above 50 percent.

The 2010 Annual Volunteer Survey response rate for KYRGYZ REPUBLIC was 89%.

Completed Online and Paper Surveys

	Percent	Number
Online	94%	81
Paper	6%	5
Total	100%	86

A2: How many months have you been in country?

	Percent	Number
6 months or less	60%	52
7 to 12 months		
13 to 20 months	33%	28
21 to 27 months	7%	6
28 months or more		
Total	100%	86

A3: Please select your project.

	Percent	Number
Health Promotion	16%	14
Sustainable Organizational and Community Development	24%	21
TEFL Education	59%	51
Other. Please specify		
Total	100%	86

A3. Description of "other" project

	Percent	Number
	100%	86
Total	100%	86

A4: Please choose the best description of your assigned site.

	Percent	Number
Rural town (pop. 2,000 + 25,000)	33%	28
Village/rural area (pop. under 2,000)	31%	27
City (pop. over 25,000) - not the capital	28%	24
Capital of the country	8%	7
Outer island (regardless of size)		
Total	100%	86

B. Preparing for the Peace Corps

This section reports Volunteers' motivations in applying and accepting a Peace Corps assignment, as well as how prepared they are currently to meet the challenges of service.

B1: What prompted you to apply to the PC? Mark all that apply.

	PCV Responses	% Selected This Choice	Total PCVs Responding
Personal interest in the Peace Corps	64	75%	
Returned Peace Corps Volunteer whom you met or know personally	23	27%	
Peace Corps website	18	21%	
Peace Corps campus or community information session	16	19%	
Family member/s who served in the Peace Corps	11	13%	
Peace Corps recruiter	9	11%	
Article or book about the Peace Corps	6	7%	
Returned Peace Corps Volunteer who spoke to your school or group about the Peace Corps	4	5%	
Other: Please specify	4	5%	
Peace Corps material in the mail	2	2%	
Radio, TV, or print advertisement	2	2%	
Social media (Facebook, Twitter, etc.	1	1%	
Americorps service			
Total			85


Percents may total to more than 100% since Volunteers were asked to "Mark all that apply."

B1.OTHER: Description of other reasons for applying to

Peace Corps

	PERCENT	NUMBER
--	---------	--------

Open-ended results. Not responsive to request.



**B1.OTHER: Description of other reasons for applying to
Peace Corps**

	PERCENT	NUMBER
--	---------	--------

Open-ended results. Not responsive to request.

Total	100%	86
-------	------	----

B2: How important were the following factors in accepting a PC assignment?

	Not Important	Somewhat important	Important	Total
Different culture	1%	8%	91%	86
Work experience	5%	19%	76%	85
Help others	1%	7%	92%	86
International experience		10%	90%	86
Language	8%	22%	69%	85
Personal growth	2%	10%	87%	86
U. S. job market	44%	33%	24%	85
Serve my country	31%	40%	29%	84
Travel/adventure	2%	14%	84%	86
Other: Please specify below	20%	20%	60%	5

**B2.OTHER: Description of other factor/s in accepting a
PC assignment**

	PERCENT	NUMBER
--	---------	--------

Open-ended results. Not responsive to request.

Total	100%	86
-------	------	----

B3: How prepared do you feel today to meet the challenges of PC service?

	Not at all	Minimally	Adequately	Considerably	Exceptionally	Total
--	------------	-----------	------------	--------------	---------------	-------

B3: How prepared do you feel today to meet the challenges of PC service?

	Not at all	Minimally	Adequately	Considerably	Exceptionally	Total
B3		2%	27%	57%	14%	86

C. Your Peace Corps Assignment

This section reports Volunteers' work on their primary assignment and their secondary activities. The term "primary assignment" refers to the Volunteers' assignment which is part of an overall project plan designed by the host country partners and in-country Peace Corps staff.

C1: Which best describes the focus of your primary assignment/work?

	Percent	Number
English teaching	56%	48
Health extension	8%	7
Community development	8%	7
Business education/advising	7%	6
NGO development	7%	6
Youth development	3%	3
Other: Please specify	2%	2
HIV/AIDS	2%	2
Other education	2%	2
Teacher training	2%	2
Environmental education	1%	1
Urban & regional planning/municipal development		
Water sanitation		
Forestry/parks		
Math/science teaching		
Agroforestry		
Information & communications technology (ICT)		
Agriculture/fish/livestock		
Total	100%	86

C1.OTHER: Description of "other" primary assignment/work focus

	PERCENT	NUMBER
--	---------	--------

Open-ended results. Not responsive to request.

Open-ended results. Not responsive to request.

Total	100%	86
-------	------	----

C2: Are you a Masters International student?

	Percent	Number
No	96%	82
Yes	4%	3
Total	100%	85

C3: Which of the following activities does your primary assignment/work include?

	PCV Responses	% Involved in Activity	Total PCVs Responding
English teaching	63	73%	
Working with youth	55	64%	
Girls' education	26	30%	
Literacy	24	28%	
Working with NGO(s)	21	24%	
HIV/AIDS	18	21%	
Sports/fitness	18	21%	
WID/GAD	18	21%	
Rural development	16	19%	
Nutrition education	14	16%	
Arts	12	14%	
Working with special groups (e.g., disabled, elderly, ethnic minorities, orphans)	12	14%	
World Wise Schools/ Correspondence Match	11	13%	
Business advertising	10	12%	
Income generation	10	12%	
Information and communications technology (ICT)	10	12%	
Library development	10	12%	
Microenterprise development	9	10%	
Environment work	7	8%	
Mobilize host country nationals (HCNs) to volunteer	7	8%	


Water and sanitation	6	7%	
Child survival	5	6%	
Natural resources management	5	6%	
Urban development/municipal development	5	6%	
Other: Please specify	5	6%	
Household food security	3	3%	
Community food security (production/marketing)	2	2%	
Biodiversity conservation	1	1%	
Total			86

Percents may total to more than 100% since Volunteers were asked to "Mark all that apply."

C3.OTHER: Description of other primary assignment/work activities

	PERCENT	NUMBER
--	---------	--------

Open-ended results. Not responsive to request.



Total	100%	86
-------	------	----

C4: Hours Spent on Primary Assignment During Average Work Week

	None	1-10 hrs	11-20 hrs	21-30 hrs	31-40 hrs	More than 40 hrs	Total
C4Hrs6grp	2%	13%	41%	36%	8%		86

C4: How many hours do you spend on your primary assignment during an average work week?

	All Volunteers	Average	Lowest reported	Highest reported	Did not answer
C4	86	21.1	0	40	0

C5: Which of the following do your secondary activities (other than your primary assignment work) include?

	PCV Responses	% Involved in Activity	Total PCVs Responding
English teaching	48	60%	
Working with youth	43	54%	
WID/GAD	32	40%	
Girls' education	29	36%	
Sports/fitness	25	31%	
Arts	24	30%	
Working with NGO(s)	20	25%	
Rural development	19	24%	
Environment work	15	19%	
Literacy	15	19%	
Library development	14	18%	
HIV/AIDS	12	15%	
Information and communications technology (ICT)	12	15%	
Nutrition education	12	15%	
Mobilize host country nationals (HCNs) to volunteer	11	14%	
Business advertising	10	13%	
Working with special groups (e.g., disabled, elderly, ethnic minorities, orphans)	10	13%	
Income generation	7	9%	
Microenterprise development	7	9%	
World Wise Schools/ Correspondence Match	7	9%	
Urban development/municipal development	6	8%	
Water and sanitation	6	8%	
Other: Please specify	6	8%	
Child survival	2	3%	
Household food security	2	3%	
Biodiversity conservation	1	1%	
Community food security (production/marketing)	1	1%	
Natural resources management			
Total			80

Percents may total to more than 100% since Volunteers were asked to "Mark all that apply."

C5.OTHER: Description of other secondary activities

	Column N %	Count
--	------------	-------

2010 Annual Volunteer Survey: KYRGYZ REPUBLIC

For internal use only; do not distribute without Peace Corps authorization.

Open-ended results. Not responsive to request.

Total	100%	86
-------	------	----

C5: No Secondary Activities

	Percent	Number
NA	93%	80
No secondary activities	7%	6
Total	100%	86

C6: Hours Spent on Secondary Activities During Average Work Week

	None	1-10 hrs	11-20 hrs	21-30 hrs	31-40 hrs	More than 40 hrs	Total
C6Hrs6grp	1%	70%	24%	4%		1%	80

C6. How many hours do you spend on secondary activities during an average work week?

	All Volunteers	Average	Lowest reported	Highest reported	Did not answer
C6	86	10.6	0	50	6

C7: How personally satisfying is your--?

	Not at all	Minimally	Adequately	Considerably	Exceptionally	Total
Primary assignment	5%	9%	37%	40%	9%	86
Secondary project activities	2%	6%	25%	48%	19%	85

NOTE: See the Open-Ended Responses report for Volunteer comments (C8) about their satisfaction with the work they do

D. Training for Your Peace Corps Assignment

This section reports Volunteers' assessment of the effectiveness of Pre-Service Training (PST) and

In-Service Training at post. In-Service Training (IST) includes: Reconnect, Technical IST, Mid-Service and Close of Service Conferences, project management/leadership conferences, and other post-sponsored training sessions.

D1: How many weeks of PST did you have before you were sworn in?

	Less than 8 weeks	8 weeks	9 weeks	10 weeks	11 weeks	12 weeks	More than 12 weeks	Total
D1GRP	1%	24%	30%	25%	14%	5%		76

D2: How effective was your Pre-Service Training (PST) in preparing you to--

	Not effective	Poor	Adequate	Effective	Very effective
Manage cultural differences		9%	36%	40%	15%
Deal with adjustment issues		7%	41%	41%	12%
Work with counterparts/community partners	3%	23%	37%	27%	8%
Use language needed in work and social interactions	3%	6%	21%	49%	20%
Perform technical aspects of your work	2%	15%	40%	30%	13%
Work on your project goals and objectives	1%	12%	42%	33%	12%
Conduct a participatory community needs assessment (e.g., PACA)	3%	24%	29%	27%	9%
Monitor your project goals and outcomes	5%	20%	42%	19%	13%
Maintain your physical health		4%	29%	40%	26%
Maintain your mental/emotional health		8%	27%	43%	21%
Maintain your personal safety and security		1%	15%	47%	36%

D2: How effective was your Pre-Service Training (PST) in preparing you to--

	NA/No training	Total
Manage cultural differences		86
Deal with adjustment issues		86
Work with counterparts/community partners	1%	86
Use language needed in work and social interactions	1%	86
Perform technical aspects of your work		86
Work on your project goals and objectives	1%	86
Conduct a participatory community needs assessment (e.g., PACA)	7%	86
Monitor your project goals and outcomes	2%	86
Maintain your physical health	1%	85

Maintain your mental/emotional health	1%	86
Maintain your personal safety and security	1%	86

D2: How effective was your Pre-Service Training (PST) in preparing you to-- (excluding "NA/No training" responses)

	Not effective	Poor	Adequate	Effective	Very effective	Total
Manage cultural differences		9%	36%	40%	15%	86
Deal with adjustment issues		7%	41%	41%	12%	86
Work with counterparts/community partners	4%	24%	38%	27%	8%	85
Use language needed in work and social interactions	4%	6%	21%	49%	20%	85
Perform technical aspects of your work	2%	15%	40%	30%	13%	86
Work on your project goals and objectives	1%	12%	42%	33%	12%	85
Conduct a participatory community needs assessment (e.g., PACA)	4%	26%	31%	29%	10%	80
Monitor your project goals and outcomes	5%	20%	43%	19%	13%	84
Maintain your physical health		4%	30%	40%	26%	84
Maintain your mental/emotional health		8%	27%	44%	21%	85
Maintain your personal safety and security		1%	15%	47%	36%	85

D3: How many days of PC-sponsored training have you had since you were sworn in?

	None	1-5 days	6-10 days	11-15 days	16-20 days	21-39 days	40+ days	Total
D3GRP	45%	12%	15%	17%	5%	4%	2%	84

D4: How effective was your In-Service Training (IST) in preparing you to--

	Not effective	Poor	Adequate	Effective	Very effective
Manage cultural differences	1%	6%	16%	12%	6%
Deal with adjustment issues	1%	7%	10%	17%	5%
Build and strengthen working relationships with counterparts/community partners	2%	2%	16%	16%	8%
Use language needed in work and social interactions	4%	4%	16%	17%	5%
Perform technical aspects of your work	1%	7%	13%	17%	6%
Work on your project goals and objectives	2%	7%	14%	18%	2%

Conduct a participatory community needs assessment (e.g.,PACA)	4%	6%	18%	12%	2%
Monitor project goals and outcomes	4%	5%	18%	14%	4%
Maintain your physical health	4%	4%	14%	16%	6%
Maintain your mental/emotional health	4%	5%	10%	17%	5%
Maintain your personal safety and security	2%	2%	13%	20%	6%

D4: How effective was your In-Service Training (IST) in preparing you to--

	NA/No training	Total
Manage cultural differences	59%	83
Deal with adjustment issues	60%	83
Build and strengthen working relationships with counterparts/community partners	55%	83
Use language needed in work and social interactions	55%	83
Perform technical aspects of your work	55%	83
Work on your project goals and objectives	55%	83
Conduct a participatory community needs assessment (e.g.,PACA)	58%	83
Monitor project goals and outcomes	55%	83
Maintain your physical health	57%	83
Maintain your mental/emotional health	60%	82
Maintain your personal safety and security	56%	82

D4: How effective was your In-Service Training (IST) in preparing you to-- (excluding "NA/No training" responses)


	Not effective	Poor	Adequate	Effective	Very effective	Total
Manage cultural differences	3%	15%	38%	29%	15%	34
Deal with adjustment issues	3%	18%	24%	42%	12%	33
Build and strengthen working relationships with counterparts/community partners	5%	5%	35%	35%	19%	37
Use language needed in work and social interactions	8%	8%	35%	38%	11%	37
Perform technical aspects of your work	3%	16%	30%	38%	14%	37
Work on your project goals and objectives	5%	16%	32%	41%	5%	37
Conduct a participatory community needs assessment (e.g.,PACA)	9%	14%	43%	29%	6%	35
Monitor project goals and outcomes	8%	11%	41%	32%	8%	37
Maintain your physical health	8%	8%	33%	36%	14%	36

Maintain your mental/emotional health	9%	12%	24%	42%	12%	33
Maintain your personal safety and security	6%	6%	31%	44%	14%	36

D5: Please list other types of training you have had that were sponsored by someone other than PC

	Percent	Number
--	---------	--------

Open-ended results. Not responsive to request.



Total	100%	86
-------	------	----

D6: How well can you communicate in the language used by most local people in your community?

	Not at all	Poorly	Adequately	Well	Very well	Total
D6		15%	49%	26%	10%	86

Local language proficiency (D6) by Time in Country (A2)

2010 Annual Volunteer Survey: KYRGYZ REPUBLIC

For internal use only; do not distribute without Peace Corps authorization.

	Not at all	Poorly	Adequately	Well	Very well	Total
6 months or less		19%	63%	15%	2%	52
7 to 12 months						
13 to 20 months		7%	32%	43%	18%	28
21 to 27 months		17%		33%	50%	6
28 months or more						
Total		15%	49%	26%	10%	86

E. Volunteer Assignment Goals and Impact

This section reports Volunteers' self-assessments of their impact on the individuals and organizations in the communities in which they serve. The results address the extent to which Volunteers' work and other community interaction have achieved the following three goals:

Goal 1: To help the people of interested countries in meeting their need for trained men and women by transferring skills to, and building capacity of, host country partners

Goal 2: To help promote a better understanding of Americans on the part of the peoples served

Goal 3: To help Americans understand the people and cultures of other countries

E1: To what extent does your Volunteer work assignment address the following?

	Not at all	Minimally	Adequately	Considerably	Exceptionally
Meets the objectives of the project plan	1%	3%	24%	50%	15%
Builds local capacity for sustainability (goal 1)	3%	8%	31%	44%	9%
Involves local people in planning and implementing activities	2%	8%	30%	38%	17%
Complements other local development activities	5%	17%	27%	34%	12%
Transfers skills to host country individuals and organizations (goal 1)	2%	10%	19%	47%	19%
Mobilizes host country individuals to volunteer	9%	31%	21%	22%	6%
Helps promote a better understanding of Americans on the part of the peoples served (goal 2)	2%	9%	16%	45%	22%
Helps promote a better understanding of other peoples on the part of Americans (goal 3)	3%	6%	24%	36%	23%

E1: To what extent does your Volunteer work assignment address the following?

	NA	Total
Meets the objectives of the project plan	6%	86
Builds local capacity for sustainability (goal 1)	3%	86

Involves local people in planning and implementing activities	3%	86
Complements other local development activities	6%	86
Transfers skills to host country individuals and organizations (goal 1)	3%	86
Mobilizes host country individuals to volunteer	10%	86
Helps promote a better understanding of Americans on the part of the peoples served (goal 2)	5%	86
Helps promote a better understanding of other peoples on the part of Americans (goal 3)	7%	86

E1: To what extent does your Volunteer work assignment address the following? (excluding "NA" responses)

	Not at all	Minimally	Adequately	Considerably
Meets the objectives of the project plan	1%	4%	26%	53%
Builds local capacity for sustainability (goal 1)	4%	8%	33%	46%
Involves local people in planning and implementing activities	2%	8%	31%	40%
Complements other local development activities	5%	19%	28%	36%
Transfers skills to host country individuals and organizations (goal 1)	2%	11%	19%	48%
Mobilizes host country individuals to volunteer	10%	35%	23%	25%
Helps promote a better understanding of Americans on the part of the peoples served (goal 2)	2%	10%	17%	48%
Helps promote a better understanding of other peoples on the part of Americans (goal 3)	4%	6%	26%	39%

**E1: To what extent does your Volunteer work assignment address the following?
(excluding "NA" responses)**

	Exceptionally	Total
Meets the objectives of the project plan	16%	81
Builds local capacity for sustainability (goal 1)	10%	83
Involves local people in planning and implementing activities	18%	83
Complements other local development activities	12%	81
Transfers skills to host country individuals and organizations (goal 1)	19%	83
Mobilizes host country individuals to volunteer	6%	77

Helps promote a better understanding of Americans on the part of the peoples served (goal 2)	23%	82
Helps promote a better understanding of other peoples on the part of Americans (goal 3)	25%	80

E2: How effective have you been in transferring knowledge and skills to help the following persons or groups build their capacities?

	Not at all	Minimally	Adequately	Considerably	Exceptionally
Your counterpart/community partner	1%	8%	23%	51%	13%
An organization other than your host institution	8%	17%	31%	24%	9%
Members of your host community	1%	23%	34%	31%	8%
Other Peace Corps Volunteers	2%	9%	31%	40%	14%

E2: How effective have you been in transferring knowledge and skills to help the following persons or groups build their capacities?

	NA	Total
Your counterpart/community partner	3%	86
An organization other than your host institution	9%	86
Members of your host community	2%	86
Other Peace Corps Volunteers	4%	85

E2: How effective have you been in transferring knowledge and skills to help the following persons or groups build their capacities? (excluding "NA" responses)

	Not at all	Minimally	Adequately	Considerably
Your counterpart/community partner	1%	8%	24%	53%
An organization other than your host institution	9%	19%	35%	27%
Members of your host community	1%	24%	35%	32%
Other Peace Corps Volunteers	2%	10%	32%	41%

E2: How effective have you been in transferring knowledge and skills to help the following persons or groups build their capacities? (excluding "NA" responses)

	Exceptionally	Total
Your counterpart/community partner	13%	83
An organization other than your host institution	10%	78
Members of your host community	8%	84

E2: How effective have you been in transferring knowledge and skills to help the following persons or groups build their capacities? (excluding "NA" responses)

	Exceptionally	Total
Your counterpart/community partner	13%	83
An organization other than your host institution	10%	78
Members of your host community	8%	84
Other Peace Corps Volunteers	15%	82

E2.TEXT: Description of others to whom you are transferring skills to help build their capacities

	Column N %	Count
Open-ended results. Not responsive to request.		
Total	100%	86

E3: Based on your contact with host country nationals, to what extent have they gained a better understanding of Americans?

	Not at all	Minimally	Adequately	Considerably	Exceptionally	Too early to tell	Total
E3		10%	26%	44%	12%	8%	86

E3: Based on your contact with host country nationals, to what extent have they gained a better understanding of Americans? (excluding "Too early to tell" responses)

	Not at all	Minimally	Adequately	Considerably	Exceptionally	Total
E3		11%	28%	48%	13%	79

E4: In which of the following third goal activities have you participated during your PC service? Mark all that apply.

	PCV Responses	% Doing This	Total PCVs Responding
Electronic updates	73	92%	
Personal website or blog	28	35%	

Enrollment in the CWWS/CMS program	21	27%	
Hosting American visitors	16	20%	
Hard copy/paper update	15	19%	
Pen pal program/letter exchange	5	6%	
While on home leave, spoke at a school or community group	5	6%	
Peace Corps Week activities	4	5%	
Other please specify	4	5%	
Podcasted/created a slide show or video posted online	3	4%	
Posted to PC Digital Library			
Total			79

Percents may total to more than 100% since Volunteers were asked to "Mark all that apply."

E4.TEXT: Description of "others" third goal activities

	Column N %	Count
Open-ended results. Not responsive to request.		
Total	100%	86

E4: When asked about third goal activities, Volunteer answered "No involvement in third goal activities."

	NA	No third goal activities	Total
No Goal 3 activities	92%	8%	86

E5: Based on your contact with Americans, to what extent have they gained a better understanding of host country nationals?

	Not at all	Minimally	Adequately	Considerably	Exceptionally	Too early to tell	Total
E5	3%	10%	31%	31%	17%	6%	86

E5: Based on your contact with Americans, to what extent have they gained a better understanding of host country nationals? (excluding "Too early to tell" responses)

	Not at all	Minimally	Adequately	Considerably	Exceptionally	Total
E5	4%	11%	33%	33%	19%	81

F. Peace Corps Support

This section reports Volunteers' satisfaction with in-country Peace Corps staff support and how the Volunteers communicate with the post.

F1: How prepared for your arrival were the host people with whom you would be working?

	Not at all	Minimally	Adequately	Considerably	Exceptionally	Total
F1	5%	22%	31%	28%	14%	86

F2: To what extent is your CD aware of Volunteer issues and concerns through interactions with PCVs?

	Not at all	Minimally	Adequately	Considerably	Exceptionally	Total
F2	8%	27%	34%	28%	3%	86

F3: How satisfied are you with the health care you received from your PCMO(s)?

	Not at all	Minimally	Adequately	Considerably	Exceptionally	Not Used	Total
F3	1%	3%	23%	24%	40%	8%	86

F3: How satisfied are you with the health care you received from your PCMO(s)?(excluding "Not used" responses)

	Not at all	Minimally	Adequately	Considerably	Exceptionally	Total
F3	1%	4%	25%	27%	43%	79

F4: How satisfied are you with the following support provided by in-country PC staff?

	Not at all	Minimally	Adequately	Considerably	Exceptionally	NA	Total

Administrative/logistical		7%	32%	36%	24%	1%	85
Cross-cultural	2%	2%	38%	36%	20%	1%	85
Emotional	2%	12%	38%	21%	19%	8%	85
Feedback on my work reports	4%	15%	26%	24%	8%	24%	85
Job assignment	5%	7%	34%	35%	19%		85
Language learning	2%	8%	24%	44%	22%		85
Medical	1%	5%	27%	25%	38%	4%	84
Safety and security		4%	20%	27%	49%		85
Site selection/preparation	4%	15%	31%	28%	22%		85
Technical skills	2%	11%	38%	34%	15%		85

F4: How satisfied are you with the following support provided by in-country PC staff? (excluding "NA" responses)

	Not at all	Minimally	Adequately	Considerably	Exceptionally	Total
Administrative/logistical		7%	32%	37%	24%	84
Cross-cultural	2%	2%	38%	37%	20%	84
Emotional	3%	13%	41%	23%	21%	78
Feedback on my work reports	5%	20%	34%	31%	11%	65
Job assignment	5%	7%	34%	35%	19%	85
Language learning	2%	8%	24%	44%	22%	85
Medical	1%	5%	28%	26%	40%	81
Safety and security		4%	20%	27%	49%	85
Site selection/preparation	4%	15%	31%	28%	22%	85
Technical skills	2%	11%	38%	34%	15%	85

F5: What level of PC support have you received to help cope with stress from issues such as HIV/AIDS, food insecurity, etc. in your community? (Including PCVs w/no need for support)

	No support	Minimal support	Adequate support	Considerable support	Exceptional support	NA / I have no need for support	Total
F5	1%	8%	21%	14%	10%	45%	86

F5: What level of PC support have you received to help cope with stress from issues such as HIV/AIDS, food insecurity, etc. in your community? (excluding "NA/No need for support" responses)

	No support	Minimal support	Adequate support	Considerable support	Exceptional support	Total
F5	2%	15%	38%	26%	19%	47

**F6a: How would you rate your interaction with the Country Director (CD)
in terms of the following?**

	Inadequate	Adequate	Total
CD Responsiveness	26%	74%	85
CD Informative content	29%	71%	86
CD Comfort level	32%	68%	85
CD Site visits	41%	59%	81

F6b: How would you rate your interaction with the PTO in terms of --?

	Inadequate	Adequate	Total
PTO Responsiveness	4%	96%	83
PTO Informative content	4%	96%	84
PTO Comfort level	8%	92%	83
PTO Site visits	21%	79%	82

**F6c: How would you rate your interaction with the APCD/Program Manager in
terms of --?**

	Inadequate	Adequate	Total
APCD/PM Responsiveness	7%	93%	84
APCD/PM Informative content	7%	93%	83
APCD/PM Comfort level	6%	94%	82
APCD/PM Site visits	16%	84%	83

F6d: How would you rate your interaction with the PCMO in terms of --?

	Inadequate	Adequate	Total
PCMO Responsiveness	4%	96%	84
PCMO Informative content	1%	99%	83

PCMO Comfort level	2%	98%	82
PCMO Site visits	13%	87%	83

F6e: How would you rate your interaction with the Safety and Security Coordinator (SSC) in terms of --?

	Inadequate	Adequate	Total
SSC Responsiveness	0%	100%	84
SSC Informative content	5%	95%	82
SSC Comfort level	9%	91%	82
SSC Site visits	13%	87%	83

F6f: How would you rate your interaction with the Training Manager in terms of --?

	Inadequate	Adequate	Total
TrMngr Responsiveness	4%	96%	84
TrMngr Informative content	8%	92%	83
TrMngr Comfort level	5%	95%	82
TrMngr Site visits	16%	84%	81

F6g: How would you rate your interaction with administrative staff in terms of --?

	Inadequate	Adequate	Total
Admin Responsiveness	4%	96%	83
Admin Informative content	9%	91%	81
Admin Comfort level	9%	91%	82
Admin Site visits	17%	83%	83

F7: What is the best method for you to communicate with your Peace Corps office?

	Percent	Number
Cell phone	76%	65
Text messaging (SMS)	10%	9

In-person visits	7%	6
Email	6%	5
Other: Please specify below	1%	1
Telephone not at residence or work		
Telephone at residence or work		
Letters/postal service		
Fax		
Total	100%	86

F7.OTHER: Description of "other" best method to communicate with post

	PERCENT	NUMBER
Open-ended results. Not responsive to request.		
Total	100%	86

F8: In general, how do you rate the effectiveness of your communication resources for contacting your PC staff in-country?

	Not effective	Poor	Adequate	Effective	Very effective	Total
F8	1%	1%	28%	42%	28%	86

G. Your Safety and Security

This section reports on how safe Volunteers feel. Volunteers' experiences with various types of insensitive remarks or behaviors, harassment or discrimination, and crime are summarized, as well as whether harassment and crime events were reported to Peace Corps.

G1: How safe do you feel...?

	Not at All Safe	Often Unsafe	Adequately Safe	Usually Safe	Very Safe	Total
Where you live		6%	13%	36%	45%	86
Where you work		2%	10%	28%	59%	86
When you travel in-country		9%	30%	45%	15%	86
City where main Peace Corps office is located		6%	29%	41%	24%	86

G2: Have you encountered insensitive comments or behavior toward you based on your race, ethnicity, age, gender, or sexual orientation from any of the following sources?

	Yes	No	NA	Total
Host/home stay family	12%	87%	1%	86
Community members	40%	59%	1%	86
Other Volunteers	11%	88%	1%	85
PC in-country staff	3%	95%	1%	86
Other	4%	40%	56%	55

G2: Have you encountered insensitive comments or behavior toward you based on your race, ethnicity, age, gender, or sexual orientation from any of the following sources? (excluding "NA" responses)

	Yes	No	Total
Host/home stay family	12%	88%	85
Community members	40%	60%	85
Other Volunteers	11%	89%	84
PC in-country staff	4%	96%	85
Other	8%	92%	24

G2.OTHER: Description of "other" sources of insensitive comments/behavior

	PERCENT	NUMBER
Open-ended results. Not responsive to request.		
Total	100%	86

NOTE: See Open-Ended Responses Report for comments Volunteers wrote in response to Question G3 to explain their harassment/discrimination answers.

G3: Please indicate the number of times you experienced the following types of discrimination/harassment: PERCENTAGES

	None	Once	2-5 times	6-10 times	11-25 times	26+ times	Total
Age H/D	88%		6%	2%		5%	66
Anti-American H/D	80%	5%	9%	6%			66
Disability H/D	100%						65
Gender H/D	76%	3%	10%	3%	3%	4%	67
Racial/color H/D	88%	2%	3%	5%		3%	65
Religious H/D	91%		8%	2%			65
Sexual orientation H/D	98%		2%				66
Sexual harassment (physical)	86%	6%	6%			2%	66
Sexual harassment (verbal)	80%	6%	5%	5%	3%	2%	65

G3: Please indicate the number of times you experienced the following types of discrimination/harassment: NUMBERS

	None	Once	2-5 times	6-10 times	11-25 times	26+ times	Total
Age H/D	58		4	1		3	66
Anti-American H/D	53	3	6	4			66
Disability H/D	65						65
Gender H/D	51	2	7	2	2	3	67
Racial/color H/D	57	1	2	3		2	65
Religious H/D	59		5	1			65
Sexual orientation H/D	65		1				66
Sexual harassment (physical)	57	4	4			1	66
Sexual harassment (verbal)	52	4	3	3	2	1	65

G3: Volunteers experiencing AGE discrimination/harassment: Events by Number of Reports to PC

		Reported Age H/D						
		Never	Once	2-5 times	6-10 times	11-25 times	26+ times	Total
Age H/D	Once							
	2-5 times	3						3
	6-10 times	1						1
	11-25 times							
	26+ times	3						3
	Total	7						7

NOTE: Some PCVs provided the number of events without answering how many times they reported the event/s.

G3: Volunteers experiencing AGE discrimination/harassment: Events by Person Responsible

		Stranger	Someone you know	Counterpart, supervisor, co-worker	Peace Corps Volunteer	Peace Corps staff
		Responsible	Responsible	Responsible	Responsible	Responsible
Age H/D	Once					
	2-5 times	1	1			
	6-10 times	1	1			1
	11-25 times					
	26+ times	2	1	1		
	Total PCVs	4	3	1		1

NOTE: Some PCVs provided the number of events without answering who was responsible.

**G3: Volunteers experiencing AGE discrimination/harassment:
Events by Person Responsible**

		Host country family member	Other
		Responsible	Responsible
Age H/D	Once		
	2-5 times	1	
	6-10 times	1	
	11-25 times		
	26+ times		
	Total PCVs	2	

NOTE: Some PCVs provided the number of events without answering who was responsible.

G3: Volunteers experiencing ANTI-AMERICAN discrimination/harassment: Events by Number of Reports to PC

		Reported Anti-American H/D						Total
		Never	Once	2-5 times	6-10 times	11-25 times	26+ times	
Anti-American H/D	Once	3						3
	2-5 times	6						6
	6-10 times	2						2

11-25 times							
26+ times							
Total	11						11

NOTE: Some PCVs provided the number of events without answering how many times they reported the event/s .

G3: Volunteers experiencing ANTI-AMERICAN discrimination/harassment: Events by Person Responsible

		Stranger Responsible	Someone you know Responsible	Counterpart, supervisor, co-worker Responsible	Peace Corps Volunteer Responsible	Peace Corps staff Responsible
Anti-American H/D	Once	1				
	2-5 times	5				
	6-10 times	3	3	1		
	11-25 times					
	26+ times					
	Total PCVs	9	3	1		

NOTE: Some PCVs provided the number of events without answering who was responsible.

G3: Volunteers experiencing ANTI-AMERICAN discrimination/harassment:

Events by Person Responsible

		Host country family member Responsible	Other Responsible
Anti-American H/D	Once		
	2-5 times		
	6-10 times		
	11-25 times		
	26+ times		
	Total PCVs		

NOTE: Some PCVs provided the number of events without answering who was responsible.

G3: Volunteers experiencing DISABILITY discrimination/harassment: Events by Number of Reports to PC

	Reported Disability H/D
--	-------------------------

		Never	Once	2-5 times	6-10 times	11-25 times	26+ times	Total
Disability H/D	Once							
	2-5 times							
	6-10 times							
	11-25 times							
	26+ times							
	Total							

NOTE: Some PCVs provided the number of events without answering how many times they reported the event/s .

G3: Volunteers experiencing DISABILITY discrimination/harassment: Events by Person Responsible

		Stranger	Someone you know	Counterpart, supervisor, co-worker	Peace Corps Volunteer	Peace Corps staff
		Responsible	Responsible	Responsible	Responsible	Responsible
Disability H/D	Once					
	2-5 times					
	6-10 times					
	11-25 times					
	26+ times					
	Total PCVs					

NOTE: Some PCVs provided the number of events without answering who was responsible.

**G3: Volunteers experiencing DISABILITY discrimination/harassment:
Events by Person Responsible**

		Host country family member	Other
		Responsible	Responsible
Disability H/D	Once		
	2-5 times		
	6-10 times		
	11-25 times		
	26+ times		
	Total PCVs		

NOTE: Some PCVs provided the number of events without answering who was responsible.

G3: Volunteers experiencing GENDER discrimination/harassment: Events by Number of Reports to PC

		Reported Gender H/D					
		Never	Once	2-5 times	6-10 times	11-25 times	26+ times
Gender H/D	Once	2					2
	2-5 times	7					7
	6-10 times	1					1
	11-25 times	2					2
	26+ times	2					2
	Total	14					14

NOTE: Some PCVs provided the number of events without answering how many times they reported the event/s .

G3: Volunteers experiencing GENDER discrimination/harassment: Events by Person Responsible

		Stranger	Someone you know	Counterpart, supervisor, co-worker	Peace Corps Volunteer	Peace Corps staff
		Responsible	Responsible	Responsible	Responsible	Responsible
Gender H/D	Once		1			
	2-5 times	2	2	1		
	6-10 times	1	1	1		
	11-25 times	1	1			
	26+ times	2	1		1	
	Total PCVs	6	6	2	1	

NOTE: Some PCVs provided the number of events without answering who was responsible.

G3: Volunteers experiencing GENDER discrimination/harassment: Events by Person Responsible

		Host country family member	Other
		Responsible	Responsible
Gender H/D	Once	1	
	2-5 times	2	
	6-10 times	1	
	11-25 times	1	

26+ times	1
Total PCVs	6

NOTE: Some PCVs provided the number of events without answering who was responsible.

G3: Volunteers experiencing RACIAL/COLOR discrimination/harassment: Events by Number of Reports to PC

		Reported Racial/color H/D						Total
		Never	Once	2-5 times	6-10 times	11-25 times	26+ times	
Racial/color H/D	Once	1						1
	2-5 times	2						2
	6-10 times	1	1					2
	11-25 times							
	26+ times	2						2
	Total	6	1					7

NOTE: Some PCVs provided the number of events without answering how many times they reported the event/s .

G3: Volunteers experiencing RACIAL/COLOR discrimination/harassment: Events by Person Responsible

		Stranger	Someone you know	Counterpart, supervisor, co-worker	Peace Corps Volunteer	Peace Corps staff
		Responsible	Responsible	Responsible	Responsible	Responsible
Racial/color H/D	Once					
	2-5 times	2	1			
	6-10 times	1				
	11-25 times					
	26+ times	2	1	1	1	1
	Total PCVs	5	2	1	1	1

NOTE: Some PCVs provided the number of events without answering who was responsible.

G3: Volunteers experiencing RACIAL/COLOR discrimination/harassment:

Events by Person Responsible

	Host country family member	Other
	Responsible	Responsible

Racial/color H/D	Once		
	2-5 times		1
	6-10 times		
	11-25 times		
	26+ times		
	Total PCVs		1

NOTE: Some PCVs provided the number of events without answering who was responsible.

G3: Volunteers experiencing RELIGIOUS discrimination/harassment: Events by Number of Reports to PC

		Reported Religious H/D						Total
		Never	Once	2-5 times	6-10 times	11-25 times	26+ times	
Religious H/D	Once							
	2-5 times	3	1					4
	6-10 times	1						1
	11-25 times							
	26+ times							
	Total	4	1					5

NOTE: Some PCVs provided the number of events without answering how many times they reported the event/s .

G3: Volunteers experiencing RELIGIOUS discrimination/harassment: Events by Person Responsible

		Stranger	Someone you know	Counterpart, supervisor, co-worker	Peace Corps Volunteer	Peace Corps staff
		Responsible	Responsible	Responsible	Responsible	Responsible
Religious H/D	Once					
	2-5 times		1		2	1
	6-10 times		1			
	11-25 times					
	26+ times					
	Total PCVs		2			2

NOTE: Some PCVs provided the number of events without answering who was responsible.

G3: Volunteers experiencing RELIGIOUS discrimination/harassment:

Events by Person Responsible

		Host country family member	Other
		Responsible	Responsible
Religious H/D	Once		
	2-5 times		
	6-10 times	1	
	11-25 times		
	26+ times		
	Total PCVs	1	

NOTE: Some PCVs provided the number of events without answering who was responsible.

G3: Volunteers experiencing SEXUAL ORIENTATION discrimination/harassment: Events by Number of Reports to PC

		Reported Sexual orientation H/D				
		Never	Once	2-5 times	6-10 times	11-25 times
Sexual orientation H/D	Once					
	2-5 times					
	6-10 times					
	11-25 times					
	26+ times					
	Total					

NOTE: Some PCVs provided the number of events without answering how many times they reported the event/s .

G3: Volunteers experiencing SEXUAL ORIENTATION discrimination/harassment:

Events by Number of Reports to PC

		Reported Sexual orientation H/D	
		26+ times	Total
Sexual orientation H/D	Once		
	2-5 times		
	6-10 times		
	11-25 times		
	26+ times		
	Total		

G3: Volunteers experiencing SEXUAL ORIENTATION discrimination/harassment:

Events by Number of Reports to PC

		Reported Sexual orientation H/D	
		26+ times	Total
Sexual orientation H/D	Once		
	2-5 times		
	6-10 times		
	11-25 times		
	26+ times		
	Total		

NOTE: Some PCVs provided the number of events without answering how many times they reported the event/s .

G3: Volunteers experiencing SEXUAL ORIENTATION discrimination/harassment: Events by Person Responsible

		Stranger	Someone you know	Counterpart, supervisor, co-worker	Peace Corps Volunteer	Peace Corps staff
		Responsible	Responsible	Responsible	Responsible	Responsible
Sexual orientation H/D	Once					
	2-5 times					
	6-10 times					
	11-25 times					
	26+ times					
	Total PCVs					

NOTE: Some PCVs provided the number of events without answering who was responsible.

G3: Volunteers experiencing SEXUAL ORIENTATION discrimination/harassment:

Events by Person Responsible

		Host country family member	Other
		Responsible	Responsible
Sexual orientation H/D	Once		
	2-5 times		
	6-10 times		
	11-25 times		
	26+ times		

Total PCVs		
------------	--	--

NOTE: Some PCVs provided the number of events without answering who was responsible.

G3: Volunteers experiencing PHYSICAL SEXUAL harassment: Events by Number of Reports to PC

		Reported Sexual harassment (physical)				
		Never	Once	2-5 times	6-10 times	11-25 times
Sexual harassment (physical)	Once	4				
	2-5 times	3				
	6-10 times					
	11-25 times					
	26+ times	1				
	Total	8				

NOTE: Some PCVs provided the number of events without answering how many times they reported the event/s .

G3: Volunteers experiencing PHYSICAL SEXUAL harassment: Events by Number of Reports to PC

		Reported Sexual harassment (physical)	
		26+ times	Total
Sexual harassment (physical)	Once		4
	2-5 times		3
	6-10 times		
	11-25 times		
	26+ times		1
	Total		8

NOTE: Some PCVs provided the number of events without answering how many times they reported the event/s .

G3: Volunteers experiencing PHYSICAL SEXUAL harassment: Events by Person Responsible

		Stranger	Someone you know	Counterpart, supervisor, co-worker	Peace Corps Volunteer
		Responsible	Responsible	Responsible	Responsible
Sexual harassment (physical)	Once				

	2-5 times	4		
	6-10 times			
	11-25 times			
	26+ times	1	1	1
	Total PCVs	5	1	1

NOTE: Some PCVs provided the number of events without answering who was responsible.

G3: Volunteers experiencing PHYSICAL SEXUAL harassment: Events by Person Responsible

		Peace Corps staff	Host country family member	Other
		Responsible	Responsible	Responsible
Sexual harassment (physical)	Once			
	2-5 times			
	6-10 times			
	11-25 times			
	26+ times			
	Total PCVs			

NOTE: Some PCVs provided the number of events without answering who was responsible.

G3: Volunteers experiencing VERBAL SEXUAL harassment: Events by Number of Reports to PC

		Reported Sexual harassment (verbal)				
		Never	Once	2-5 times	6-10 times	11-25 times
Sexual harassment (verbal)	Once	1	1			
	2-5 times	2				
	6-10 times	3				
	11-25 times	1				
	26+ times	1				
	Total	8	1			

NOTE: Some PCVs provided the number of events without answering how many times they reported the event/s .

G3: Volunteers experiencing VERBAL SEXUAL harassment: Events by Number of Reports to PC

		Reported Sexual harassment (verbal)	
		26+ times	Total
Sexual harassment (verbal)	Once		2
	2-5 times		2

	6-10 times		3
	11-25 times		1
	26+ times		1
	Total		9

NOTE: Some PCVs provided the number of events without answering how many times they reported the event/s .

G3: Volunteers experiencing VERBAL SEXUAL harassment: Events by Person Responsible

		Stranger Responsible	Someone you know Responsible	Counterpart, supervisor, co-worker Responsible	Peace Corps Volunteer Responsible
Sexual harassment (verbal)	Once	1			
	2-5 times	2	1		
	6-10 times	1	1	1	
	11-25 times	2	1		
	26+ times	1			
	Total PCVs	7	3	1	

NOTE: Some PCVs provided the number of events without answering who was responsible.

G3: Volunteers experiencing VERBAL SEXUAL harassment: Events by Person Responsible

		Peace Corps staff Responsible	Host country family member Responsible	Other Responsible
Sexual harassment (verbal)	Once			
	2-5 times			
	6-10 times		1	
	11-25 times		1	
	26+ times			
	Total PCVs		2	

NOTE: Some PCVs provided the number of events without answering who was responsible.

G4: Please indicate the number of times you experienced the following types of crimes: PERCENTAGES

	None	Once	2-5 times	6-10 times	11-25 times	26+ times	Total
--	------	------	-----------	------------	-------------	-----------	-------

Buglary	93%	6%	1%				67
Theft	93%	4%	3%				68
Robbery	97%	3%					67
Physical assault	83%	12%	6%				69
Aggravated assault	97%	1%	1%				67
Sexual assault	97%	1%	1%				68
Rape	100%						67

G4: Please indicate the number of times you experienced the following types of crimes: NUMBERS

	None	Once	2-5 times	6-10 times	11-25 times	26+ times	Total
Buglary	62	4	1				67
Theft	63	3	2				68
Robbery	65	2					67
Physical assault	57	8	4				69
Aggravated assault	65	1	1				67
Sexual assault	66	1	1				68
Rape	67						67
Attempted rape	67						67

G4: Volunteers experiencing BURGLARY: Events by Number of Reports to PC

		Buglary Reported						Total
		Never	Once	2-5 times	6-10 times	11-25 times	26+ times	
Buglary	Once		3					3
	2-5 times	1						1
	6-10 times							
	11-25 times							
	26+ times							
	Total	1	3					4

NOTE: Some PCVs provided the number of events without answering how many times they reported the event/s .

G4: Volunteers experiencing BURGLARY: Events by Person Responsible

		Stranger	Someone you know	Counterpart, supervisor, co-worker	Peace Corps Volunteer	Peace Corps staff
		Responsible	Responsible	Responsible	Responsible	Responsible
Burglary	Once	2				
	2-5 times					
	6-10 times					
	11-25 times					
	26+ times					
	Total PCVs	2				

NOTE: Some PCVs provided the number of events without answering who was responsible.

G4: Volunteers experiencing BURGLARY: Events by Person

Responsible

		Host country family member	Other
		Responsible	Responsible
Burglary	Once	1	
	2-5 times		
	6-10 times		
	11-25 times		
	26+ times		
	Total PCVs	1	

NOTE: Some PCVs provided the number of events without answering who was responsible.

G4: Volunteers experiencing THEFT: Events by Number of Reports to PC

		Theft Reported						Total
		Never	Once	2-5 times	6-10 times	11-25 times	26+ times	
Theft	Once	2	1					3
	2-5 times			2				2
	6-10 times							
	11-25 times							
	26+ times							
	Total	2	1	2				5

G4: Volunteers experiencing THEFT: Events by Number of Reports to PC

		Theft Reported					
		Never	Once	2-5 times	6-10 times	11-25 times	26+ times
Theft	Once	2	1				3
	2-5 times			2			2
	6-10 times						
	11-25 times						
	26+ times						
	Total	2	1	2			5

NOTE: Some PCVs provided the number of events without answering how many times they reported the event/s.

G4: Volunteers experiencing THEFT: Events by Person Responsible

		Stranger	Someone you know	Counterpart, supervisor, co-worker	Peace Corps Volunteer	Peace Corps staff
		Responsible	Responsible	Responsible	Responsible	Responsible
Theft	Once	1				
	2-5 times	1	1			
	6-10 times					
	11-25 times					
	26+ times					
	Total PCVs	2	1			

NOTE: Some PCVs provided the number of events without answering who was responsible.

G4: Volunteers experiencing THEFT: Events by Person Responsible

		Host country family member	Other
		Responsible	Responsible
Theft	Once		
	2-5 times		
	6-10 times		
	11-25 times		
	26+ times		
	Total PCVs		

G4: Volunteers experiencing THEFT: Events by Person Responsible

		Host country family member	Other
		Responsible	Responsible
Theft	Once		
	2-5 times		
	6-10 times		
	11-25 times		
	26+ times		
	Total PCVs		

NOTE: Some PCVs provided the number of events without answering who was responsible.

G4: Volunteers experiencing ROBBERY: Events by Number of Reports to PC

		Robbery Reported						
		Never	Once	2-5 times	6-10 times	11-25 times	26+ times	Total
Robbery	Once		1					1
	2-5 times							
	6-10 times							
	11-25 times							
	26+ times							
	Total		1					1

NOTE: Some PCVs provided the number of events without answering how many times they reported the event/s.

G4: Volunteers experiencing ROBBERY: Events by Person Responsible

		Stranger	Someone you know	Counterpart, supervisor, co-worker	Peace Corps Volunteer	Peace Corps staff
		Responsible	Responsible	Responsible	Responsible	Responsible
Robbery	Once					
	2-5 times					
	6-10 times					
	11-25 times					
	26+ times					

Total PCVs					
------------	--	--	--	--	--

NOTE: Some PCVs provided the number of events without answering who was responsible.

G4: Volunteers experiencing ROBBERY: Events by Person

Responsible

		Host country family member	Other
		Responsible	Responsible
Robbery	Once		
	2-5 times		
	6-10 times		
	11-25 times		
	26+ times		
	Total PCVs		

NOTE: Some PCVs provided the number of events without answering who was responsible.

G4: Volunteers experiencing PHYSICAL ASSAULT: Events by Number of Reports to PC

		Physical assault Reported						
		Never	Once	2-5 times	6-10 times	11-25 times	26+ times	Total
Physical assault	Once	3	3					6
	2-5 times	3	1					4
	6-10 times							
	11-25 times							
	26+ times							
	Total	6	4					10

NOTE: Some PCVs provided the number of events without answering how many times they reported the event/s.

G4: Volunteers experiencing PHYSICAL ASSAULT: Events by Person Responsible

		Stranger	Someone you know	Counterpart, supervisor, co-worker	Peace Corps Volunteer	Peace Corps staff
		Responsible	Responsible	Responsible	Responsible	Responsible
Physical assault	Once	4				

2-5 times	3			1
6-10 times				
11-25 times				
26+ times				
Total PCVs	7			1

NOTE: Some PCVs provided the number of events without answering who was responsible.

G4: Volunteers experiencing PHYSICAL ASSAULT: Events by Person

Responsible

		Host country family member	Other
		Responsible	Responsible
Physical assault	Once		
	2-5 times		
	6-10 times		
	11-25 times		
	26+ times		
	Total PCVs		

NOTE: Some PCVs provided the number of events without answering who was responsible.

G4: Volunteers experiencing AGGRAVATED ASSAULT: Events by Number of Reports to PC

		Aggravated assault Reported				
		Never	Once	2-5 times	6-10 times	11-25 times
Aggravated assault	Once		1			
	2-5 times			1		
	6-10 times					
	11-25 times					
	26+ times					
	Total		1	1		

NOTE: Some PCVs provided the number of events without answering how many times they reported the event/s.

G4: Volunteers experiencing AGGRAVATED ASSAULT: Events by Number of

Reports to PC

		Aggravated assault Reported	
		26+ times	Total

Aggravated assault	Once		1
	2-5 times		1
	6-10 times		
	11-25 times		
	26+ times		
	Total		2

NOTE: Some PCVs provided the number of events without answering how many times they reported the event/s.

G4: Volunteers experiencing AGGRAVATED ASSAULT: Events by Person Responsible

		Stranger Responsible	Someone you know Responsible	Counterpart, supervisor, co-worker Responsible	Peace Corps Volunteer Responsible	Peace Corps staff Responsible
Aggravated assault	Once	1				
	2-5 times					
	6-10 times					
	11-25 times					
	26+ times					
	Total PCVs	1				

NOTE: Some PCVs provided the number of events without answering who was responsible.

G4: Volunteers experiencing AGGRAVATED ASSAULT: Events by Person Responsible

		Host country family member Responsible	Other Responsible
Aggravated assault	Once		
	2-5 times		
	6-10 times		
	11-25 times		
	26+ times		
	Total PCVs		

NOTE: Some PCVs provided the number of events without answering who was responsible.

G4: Volunteers experiencing SEXUAL ASSAULT: Events by Number of Reports to PC

		Sexual assault Reported						Total
		Never	Once	2-5 times	6-10 times	11-25 times	26+ times	
Sexual assault	Once	1						1
	2-5 times	1						1
	6-10 times							
	11-25 times							
	26+ times							
	Total	2						2

NOTE: Some PCVs provided the number of events without answering how many times they reported the event/s.

G4: Volunteers experiencing SEXUAL ASSAULT: Events by Person Responsible

		Stranger	Someone you know	Counterpart, supervisor, co-worker	Peace Corps Volunteer	Peace Corps staff
		Responsible	Responsible	Responsible	Responsible	Responsible
Sexual assault	Once					
	2-5 times					
	6-10 times					
	11-25 times					
	26+ times					
	Total PCVs					

NOTE: Some PCVs provided the number of events without answering who was responsible.

G4: Volunteers experiencing SEXUAL ASSAULT: Events by Person Responsible

		Host country family member	Other
		Responsible	Responsible
Sexual assault	Once		
	2-5 times		
	6-10 times		
	11-25 times		

	26+ times		
	Total PCVs		

NOTE: Some PCVs provided the number of events without answering who was responsible.

G4: Volunteers experiencing RAPE: Events by Number of Reports to PC

		Rape Reported						Total
		Never	Once	2-5 times	6-10 times	11-25 times	26+ times	
Rape	Once							
	2-5 times							
	6-10 times							
	11-25 times							
	26+ times							
	Total							

NOTE: Some PCVs provided the number of events without answering how many times they reported the event/s .

G4: Volunteers experiencing RAPE: Events by Person Responsible

		Stranger	Someone you know	Counterpart, supervisor, co-worker	Peace Corps Volunteer	Peace Corps staff
		Responsible	Responsible	Responsible	Responsible	Responsible
Rape	Once					
	2-5 times					
	6-10 times					
	11-25 times					
	26+ times					
	Total PCVs					

NOTE: Some PCVs provided the number of events without answering who was responsible.

G4: Volunteers experiencing RAPE: Events by Person Responsible

		Host country family member	Other
		Responsible	Responsible
Rape	Once		

2-5 times		
6-10 times		
11-25 times		
26+ times		
Total PCVs		

NOTE: Some PCVs provided the number of events without answering who was responsible.

G4: Volunteers experiencing ATTEMPTED RAPE: Events by Number of Reports to PC

		Attempted rape Reported						Total
		Never	Once	2-5 times	6-10 times	11-25 times	26+ times	
Attempted rape	Once							
	2-5 times							
	6-10 times							
	11-25 times							
	26+ times							
	Total							

NOTE: Some PCVs provided the number of events without answering how many times they reported the event/s .

G4: Volunteers experiencing ATTEMPTED RAPE: Events by Person Responsible

		Stranger	Someone you know	Counterpart, supervisor, co-worker	Peace Corps Volunteer	Peace Corps staff
		Responsible	Responsible	Responsible	Responsible	Responsible
Attempted rape	Once					
	2-5 times					
	6-10 times					
	11-25 times					
	26+ times					
	Total PCVs					

NOTE: Some PCVs provided the number of events without answering who was responsible.

G4: Volunteers experiencing ATTEMPTED RAPE: Events by Person Responsible

		Host country family member	Other
		Responsible	Responsible
Attempted rape	Once		
	2-5 times		
	6-10 times		
	11-25 times		
	26+ times		
	Total PCVs		

NOTE: Some PCVs provided the number of events without answering who was responsible.

H. Volunteers Working in HIV/AIDS

This section reports Volunteers' level of involvement in HIV/AIDS work. It also reports Volunteers' assessment of their Peace Corps HIV/AIDS training and the perceived effectiveness of their HIV/AIDS work with host country individuals or groups.

H1: Which of the following best describes your involvement in HIV/AIDS activities?

	Percent	Number
HIV/AIDS work is my primary assignment.	3%	3
HIV/AIDS work is part of my secondary activities.	13%	11
My HIV/AIDS efforts are not part of primary/secondary activities.	20%	17
I have not been involved in any HIV/AIDS activities.	64%	55
Total	100%	86

H2: How effective was the PC training you received in preparing you to undertake your HIV/AIDS activities?

	Not effective	Poor	Adequate	Effective	Very effective	NA	Total
H2	7%	18%	27%	16%	7%	24%	55

H2: How effective was the PC training you received in preparing you to undertake your HIV/AIDS activities? (excluding the "NA" responses)

2010 Annual Volunteer Survey: KYRGYZ REPUBLIC

For internal use only; do not distribute without Peace Corps authorization.

	Not effective	Poor	Adequate	Effective	Very effective	Total
H2	10%	24%	36%	21%	10%	42

H3: In working with HC individuals or groups, how would you rate the effectiveness of your specific HIV/AIDS activities?

	Seldom effective	Sometimes effective	Often effective	Almost always effective	Don't know	Total
H3	2%	9%	23%	6%	60%	53

H3: In working with HC individuals or groups, how would you rate the effectiveness of your specific HIV/AIDS activities? (excluding both the "NA" and the H1="No involvement in HIV/AIDS activities" responses)

	Seldom effective	Sometimes effective	Often effective	Almost always effective	Total
H3	5%	24%	57%	14%	21

NOTE: See Open-Ended Responses Report for PCV explanations and examples of their H3 answers)

I. Your Life in the Peace Corps

This section reports Volunteers' descriptions of and adjustments to their living conditions, including stress factors and how Volunteers cope with stress.

I1: Have you lived with a host country individual or family?

	Percent	Number
No, I have never lived with a HC individual or family.		
Yes, I lived with a HC individual or family only during PST.	1%	1
Yes, in my community (not during PST).	1%	1
Yes, both during PST and later in my community.	98%	83
Total	100%	85

I1: How long (in months) have you lived with a host country individual or family?

2010 Annual Volunteer Survey: KYRGYZ REPUBLIC

For internal use only; do not distribute without Peace Corps authorization.

	1 month	2	3	4	5	6	7-11	12-16	17-26
PST Only		100%							
Post-PST							100%		
PST & Later	5%	5%	21%	17%	15%	6%	1%	19%	10%

I1: How long (in months) have you lived with a host country individual or family?

	27+ mos	Total
PST Only		1
Post-PST		1
PST & Later	1%	81

I2: How often do you interact with HCNs in community/family social events?

	Daily	Several times a week	Weekly	Several times a month	Monthly	Less than once a month	Total
I2	52%	16%	13%	7%	7%	5%	86

I3: How integrated into your community do you feel now?

	Not at all	Minimally	Adequately	Considerably	Exceptionally	Total
I3		23%	30%	42%	5%	86

I4a: Do you have the following at your worksite?

	Never	Sometimes	Usually	Always	Total
Electricity	1%	8%	64%	27%	85
Running water	38%	10%	29%	24%	84

I4b: Do you have the following at your residence?

	Never	Sometimes	Usually	Always	Total
Electricity		6%	71%	23%	82
Running water	41%	5%	34%	20%	83

I5: How often do you have access to--?

	Not at all	Less than monthly	Monthly	Weekly	Daily	Total
Landline phone	34%	2%	1%	2%	60%	86
Computer	1%		3%	24%	71%	86
Internet	1%		12%	48%	40%	86
Cell phone (voice)	1%				99%	86
Text messaging					100%	86
Voice over internet, e.g., SKYPE	59%	14%	7%	10%	9%	86
Webcam/internet video	60%	19%	5%	8%	8%	85

I6: Where do you most frequently connect to the Internet?

	Your residence	At work	Another person's home	Internet cafe	PC office/satellite office	Other: Please specify	Total
I6	14%	16%		47%	15%	8%	86

I6.TEXT: Description of "other" location to connect to Internet

	Percent	Number
--	---------	--------

Open-ended results. Not responsive to request.

Total	100%	86
-------	------	----

I7: How long do you travel to access the internet using your typical transport method (one-way trip)?

	Less than one hour	One to two hours	From two to four hours	Four to eight hours	More than eight hours	Total
I7	76%	21%	2%			85

Percent of Volunteers Traveling to/from Internet Connection in One Day (I8) by Travel Time (I7)

		I8 Return same day from traveling to Internet connection?		
		Yes	No	Total
I7 Typical time to reach Internet connection	Less than one hour	77%		65
	One to two hours	21%		18
	From two to four hours	1%	100%	2
	Four to eight hours			
	More than eight hours			
	Total		100%	100%

Number of Volunteers Traveling to/from Internet Connection in One Day (I8) by Travel Time (I7)

		I8 Return same day from traveling to Internet connection?		
		Yes	No	Total
I7 Typical time to reach Internet connection	Less than one hour	65		65
	One to two hours	18		18
	From two to four hours	1	1	2
	Four to eight hours			
	More than eight hours			
	Total		84	1

I9: Have you participated in the Coverdell World Wide Schools/Correspondence Match (CWWS/CM)?

	Yes - Please describe your activities/interaction with CWWS/CM	No - Please describe your reason(s) for not participating	Total
I9	17%	83%	86

NOTE: See the Open-Ended Responses Report for PCV descriptions of participation and reasons for not participating.

I10: To what extent do the following create stress and/or emotional health issues for you?

	Not at all stressful	Minimally stressful	Moderately stressful	Considerably stressful
Cultural issues	17%	35%	26%	15%
Dealing with violence in country	13%	17%	28%	22%
Health/medical problems	26%	43%	21%	7%
Issues including family, friends, loved ones in U.S.	26%	41%	15%	15%
Isolation/loneliness	22%	36%	22%	16%
Local language	7%	28%	33%	24%
Primary assignment	15%	28%	42%	10%
Romantic relationships in-country	31%	31%	14%	5%
Interactions with other Volunteers	34%	38%	16%	10%
Interactions with PC Staff	34%	42%	17%	6%
Safety and security	20%	33%	28%	9%
Other: Please specify below	11%	3%		6%

I10: To what extent do the following create stress and/or emotional health issues for you?

	Exceptionally stressful	NA	Total
Cultural issues	7%		86
Dealing with violence in country	20%		86
Health/medical problems	3%		86
Issues including family, friends, loved ones in U.S.	3%		86
Isolation/loneliness	3%		86
Local language	8%		86
Primary assignment	5%		86
Romantic relationships in-country	1%	17%	86
Interactions with other Volunteers	1%		86
Interactions with PC Staff	1%		86
Safety and security	9%	1%	86
Other: Please specify below	11%	69%	36

I10: To what extent do the following create stress and/or emotional health issues for you? (excluding "NA" responses)

	Not at all stressful	Minimally stressful	Moderately stressful	Considerably stressful

Cultural issues	17%	35%	26%	15%
Dealing with violence in country	13%	17%	28%	22%
Health/medical problems	26%	43%	21%	7%
Issues including family, friends, loved ones in U.S.	26%	41%	15%	15%
Isolation/loneliness	22%	36%	22%	16%
Local language	7%	28%	33%	24%
Primary assignment	15%	28%	42%	10%
Romantic relationships in-country	38%	38%	17%	6%
Interactions with other Volunteers	34%	38%	16%	10%
Interactions with PC Staff	34%	42%	17%	6%
Safety and security	20%	33%	28%	9%
Other: Please specify below	36%	9%		18%

I10: To what extent do the following create stress and/or emotional health issues for you? (excluding "NA" responses)

	Exceptionally stressful	Total
Cultural issues	7%	86
Dealing with violence in country	20%	86
Health/medical problems	3%	86
Issues including family, friends, loved ones in U.S.	3%	86
Isolation/loneliness	3%	86
Local language	8%	86
Primary assignment	5%	86
Romantic relationships in-country	1%	71
Interactions with other Volunteers	1%	86
Interactions with PC Staff	1%	86
Safety and security	9%	85
Other: Please specify below	36%	11

I10.TEXT: Description of "other" stress factor

	Percent	Number
--	---------	--------

Open-ended results. Not responsive to request.

Open-ended results. Not responsive to request.

Total	100%	86
-------	------	----

NOTE: Long PCV descriptions of "other" factors may have be cut off in this table. The complete text is available upon request from OSIRP.

I11: Please mark all of the typical ways in which you cope with stress.

	PCV Responses	% Using This Stress Reducer	Total PCVs Responding
Pursue personal hobbies/interests	67	83%	
Friends/family in U.S.	62	77%	
PCVs in my community	52	64%	
PCVs outside my community	50	62%	
Participate in sports/exercise	47	58%	
Leave community for a time	46	57%	
Get involved in other projects	36	44%	
My host family	29	36%	
Co-workers/friends (not PCVs)	27	33%	
Meditate	22	27%	
Pray	13	16%	
PC in-country staff	9	11%	
Other activities	8	10%	
Peer Support Network	5	6%	
Others	3	4%	
Attend individual/group counseling	3	4%	
Office of Special Services	1	1%	
Total			81

*Percents total to more than 100% since Volunteers were asked to "mark all that apply."

I11: Others I talk with to reduce stress

	Percent	Number
Open-ended results. Not responsive to request.		
Total	100%	86

I11: Other activities to reduce stress

	Percent	Number
Open-ended results. Not responsive to request.		
Total	100%	86

I8: When asked about ways of coping with stress, Volunteers who answered "No stress"

	NA	Yes, I have no stress	Total
I11.NOSTRESS	94%	6%	86

J. Overall Assessment of Your Peace Corps Service

This section reports Volunteers' level of satisfaction with their Peace Corps service and their expectations about completing their service.

J1: How personally rewarding do you find your--?

	Not at all	Minimally	Adequately	Considerably	Exceptionally	Total
Overall Peace Corps service		6%	29%	35%	29%	85
Community involvement	1%	8%	33%	39%	19%	85
Experience with other Volunteers	1%	10%	22%	36%	30%	86
Work with counterparts/community partners	2%	10%	34%	37%	16%	86
Experience with other host country nationals		12%	23%	44%	21%	86

NOTE: See the Open-Ended Responses Report for PCV comments on J7 "What has been the best aspect of your PC service?"

J2: Today, would you make the same decision to join the Peace Corps?

	No	Probably not	Possibly	Probably	Definitely	Total
J2		1%	3%	26%	70%	86

J3: Would you recommend Peace Corps service to others you think are qualified?

	No	Probably not	Possibly	Probably	Definitely	Total
J3		1%	10%	23%	65%	86

J4: Do you intend to complete your Peace Corps service?

	No	Not sure	Yes	Might extend	Total
J4	1%	6%	73%	20%	86

J5: Would your host country benefit most if the Peace Corps program was---?

	Discontinued	Reduced	Refocused/re-designed	Maintained as is	Expanded	Total
J5	1%	1%	38%	32%	27%	84

NOTE: See the Open-Ended Responses Report for PCV comments on J6 "How can the PC better address the needs of your host country?"

K. Demographics and Factors Affecting Extensions

This section reports on the age and gender of all respondents. It also reports on the importance

Volunteers place on various factors that may influence their decision to extend or not extend their service beyond two years. Volunteers who answered that they either were considering an extension or were already serving beyond two years were asked to rate nine “motivating” factors and nine “challenging” factors. Volunteers could also write in any of their own motivating or challenging factors not included in the list.

K1: What is your age?

	20-29	30-49	50+	Total
AGE3grp	87%	11%	2%	85

K2: What is your gender?

	Female	Male	Total
GENDER	49%	51%	84

Other demographic tables are available upon request

K8: Are you considering a 3rd year extension?

	Percent	Number
No	62%	53
May extend beyond my original COS date	36%	31
I am now serving beyond my original COS date	2%	2
Total	100%	86

Ext Q1: Comparison of Reasons for Extending by Importance to PCVs Who May Extend Beyond COS

	Not Important	Somewhat important	Important	NA	Total
Ability to partner with an NGO and/or government counterpart	16%	26%	48%	10%	31
Additional financial compensation (higher living allowance, etc.)	23%	26%	45%	6%	31
Flexibility to design my extension assignment	3%	13%	77%	6%	31
Opportunity for more substantive work	6%	19%	68%	6%	31
Opportunity to finish or be more productive in my project	6%	16%	74%	3%	31

Opportunity to serve in a different site, country or project	19%	23%	48%	10%	31
Opportunity to take on additional responsibilities with PC at post	10%	32%	52%	6%	31
Recognition of excellent performance	35%	32%	26%	6%	31
Support from local Peace Corps staff	3%	58%	32%	6%	31
Other: Please specify below	8%			92%	12

NOTE: This table includes only PCVs who answered K8="May extend beyond my original COS date"

Ext Q1: Comparison of Reasons for Extending by Importance to PCVs Serving an Extension

	Not Important	Somewhat important	Important	NA	Total
Ability to partner with an NGO and/or government counterpart			100%		2
Additional financial compensation (higher living allowance, etc.)	50%	50%			2
Flexibility to design my extension assignment			100%		2
Opportunity for more substantive work			100%		2
Opportunity to finish or be more productive in my project		50%	50%		2
Opportunity to serve in a different site, country or project	50%		50%		2
Opportunity to take on additional responsibilities with PC at post	50%		50%		2
Recognition of excellent performance	50%		50%		2
Support from local Peace Corps staff	100%				2
Other: Please specify below				100%	1

NOTE: This table includes only PCVs who answered K8="Now serving beyond my original COS date"

Ext Q1: Comparison of Reasons for Extending by Importance to PCVs Who May Extend and PCVs Serving an Extension (excluding all "NA" responses)

	Are you considering a 3rd year extension?			
	May extend beyond my original COS date			
	Not Important	Somewhat important	Important	Total

Ability to partner with an NGO and/or government counterpart	18%	29%	54%	28
Additional financial compensation (higher living allowance, etc.)	24%	28%	48%	29
Flexibility to design my extension assignment	3%	14%	83%	29
Opportunity for more substantive work	7%	21%	72%	29
Opportunity to finish or be more productive in my project	7%	17%	77%	30
Opportunity to serve in a different site, country or project	21%	25%	54%	28
Opportunity to take on additional responsibilities with PC at post	10%	34%	55%	29
Recognition of excellent performance	38%	34%	28%	29
Support from local Peace Corps staff	3%	62%	34%	29
Other: Please specify below	100%			1

NOTE: See Open-Ended Responses Report for "other" reasons for extending beyond COS

Ext Q1: Comparison of Reasons for Extending by Importance to PCVs Who May Extend and PCVs Serving an Extension (excluding all "NA" responses)

	Are you considering a 3rd year extension?			
	I am now serving beyond my original COS date			
	Not Important	Somewhat important	Important	Total
Ability to partner with an NGO and/or government counterpart			100%	2
Additional financial compensation (higher living allowance, etc.)	50%	50%		2
Flexibility to design my extension assignment			100%	2
Opportunity for more substantive work			100%	2
Opportunity to finish or be more productive in my project		50%	50%	2
Opportunity to serve in a different site, country or project	50%		50%	2
Opportunity to take on additional responsibilities with PC at post	50%		50%	2
Recognition of excellent performance	50%		50%	2
Support from local Peace Corps staff	100%			2
Other: Please specify below				

NOTE: See Open-Ended Responses Report for "other" reasons for extending beyond COS

Ext Q2: Comparison of Reasons for Not Extending by Importance to PCVs Who May Serve Beyond COS

2010 Annual Volunteer Survey: KYRGYZ REPUBLIC

For internal use only; do not distribute without Peace Corps authorization.

	Not Important	Somewhat important	Important	NA	Total
Adjustment to new country or site	48%	23%	23%	6%	31
Bureaucratic challenges related to extension process	29%	29%	39%	3%	31
Delaying the pursuit of professional/educational opportunities	42%	26%	29%	3%	31
Family and personal reasons	39%	35%	19%	6%	31
Feeling that I am ready to go home	29%	35%	29%	6%	31
Fellow Volunteers are leaving/have left	40%	43%	10%	7%	30
Lack of information about/difficulty defining the 3rd year extension role	26%	55%	16%	3%	31
Lack of professional development opportunities	32%	32%	32%	3%	31
Lack of support from Peace Corps staff	16%	48%	29%	6%	31
Other: Please specify below	8%	8%		83%	12

NOTE: This table includes only PCVs who answered K8="May extend beyond my original COS date"

Ext Q2: Comparison of Reasons for Not Extending by Importance to PCVs Serving Beyond COS

	Not Important	Somewhat important	Important	NA	Total
Adjustment to new country or site	100%				2
Bureaucratic challenges related to extension process	100%				2
Delaying the pursuit of professional/educational opportunities	50%	50%			2
Family and personal reasons	50%	50%			2
Feeling that I am ready to go home	50%	50%			2
Fellow Volunteers are leaving/have left	50%	50%			2
Lack of information about/difficulty defining the 3rd year extension role	50%	50%			2
Lack of professional development opportunities		100%			2
Lack of support from Peace Corps staff	100%				2
Other: Please specify below					

NOTE: This table includes only PCVs who answered K8="Now serving beyond my original COS date"

Ext Q2: Comparison of Reasons for Not Extending by Importance to PCVs Who May Extend and PCVs Serving an Extension (excluding all "NA" responses)

	Are you considering a 3rd year extension?			
	May extend beyond my original COS date			
	Not Important	Somewhat important	Important	Total
Adjustment to new country or site	52%	24%	24%	29
Bureaucratic challenges related to extension process	30%	30%	40%	30
Delaying the pursuit of professional/educational opportunities	43%	27%	30%	30
Family and personal reasons	41%	38%	21%	29
Feeling that I am ready to go home	31%	38%	31%	29
Fellow Volunteers are leaving/have left	43%	46%	11%	28
Lack of information about/difficulty defining the 3rd year extension role	27%	57%	17%	30
Lack of professional development opportunities	33%	33%	33%	30
Lack of support from Peace Corps staff	17%	52%	31%	29
Other: Please specify below	50%	50%		2

NOTE: See Open-Ended Responses Report for "other" reasons for not extending beyond COS

Ext Q2: Comparison of Reasons for Not Extending by Importance to PCVs Who May Extend and PCVs Serving an Extension (excluding all "NA" responses)

	Are you considering a 3rd year extension?			
	I am now serving beyond my original COS date			
	Not Important	Somewhat important	Important	Total
Adjustment to new country or site	100%			2
Bureaucratic challenges related to extension process	100%			2
Delaying the pursuit of professional/educational opportunities	50%	50%		2
Family and personal reasons	50%	50%		2
Feeling that I am ready to go home	50%	50%		2
Fellow Volunteers are leaving/have left	50%	50%		2
Lack of information about/difficulty defining the 3rd year extension role	50%	50%		2
Lack of professional development opportunities		100%		2
Lack of support from Peace Corps staff	100%			2
Other: Please specify below				

Ext Q2: Comparison of Reasons for Not Extending by Importance to PCVs Who May Extend and PCVs Serving an Extension (excluding all "NA" responses)

	Are you considering a 3rd year extension?			
	I am now serving beyond my original COS date			
	Not Important	Somewhat important	Important	Total
Adjustment to new country or site	100%			2
Bureaucratic challenges related to extension process	100%			2
Delaying the pursuit of professional/educational opportunities	50%	50%		2
Family and personal reasons	50%	50%		2
Feeling that I am ready to go home	50%	50%		2
Fellow Volunteers are leaving/have left	50%	50%		2
Lack of information about/difficulty defining the 3rd year extension role	50%	50%		2
Lack of professional development opportunities		100%		2
Lack of support from Peace Corps staff	100%			2
Other: Please specify below				

NOTE: See Open-Ended Responses Report for "other" reasons for not extending beyond COS