



Statistical Report of Crimes Against Volunteers 2014

September 2015

Statistical Report of Crimes Against Volunteers 2014



Table of Contents

Introduction	1
Sexual Assaults	4
Rape.....	6
Aggravated Sexual Assault	6
Sexual Assault.....	7
Physical Assaults.....	9
Kidnapping.....	10
Aggravated Assault.....	10
Physical Assault	11
Property Crimes	13
Robbery	14
Burglary	14
Theft	15
Vandalism	16
Threats and Stalking.....	17
Threat	18
Stalking	18
In-Service Deaths	20
Appendices.....	21
A: Methodology.....	22
B: Severity Hierarchy and Incident Definitions.....	25
C: Peace Corps Posts	26
D: Demographics of All Volunteers	27
E1: Global, Regional, and Post Numbers and Rates (all PCVs)	28
E2: Global, Regional, and Post Numbers and Rates (Female)	40
E3: Global, Regional, and Post Numbers and Rates (Male)	52
F: Country of Incident compared with Post of Service	64

Contributors

Shawn Bardwell, *Associate Director, Office of Safety and Security*

Daryl Sink, *Chief of Overseas Operations, Office of Safety and Security*

David Fleisig, *Lead Security Specialist, Office of Safety and Security*

Jennifer Bingham, *Data Analyst, Office of Safety and Security*

Country Directors, Safety and Security Managers, Peace Corps Medical Officers, Peace Corps Safety and Security Officers, and Regional Security Advisors

Introduction

Purpose

The *Statistical Report of Crimes Against Volunteers 2014* provides summary statistics of reported crime victimizations against Volunteers and Volunteer deaths for calendar year 2014. In addition, it also provides a global trend analysis of reported crime victimizations over the last 10 years. The objective of this publication is to provide information regarding the number and types of victimizations reported by Peace Corps Volunteers.

Measuring the Volunteer Population

The Peace Corps uses a measurement known as Volunteer – Trainee Years (VT Years) in order to more accurately compare data across posts. Because the Volunteer population fluctuates throughout the year, and not all Volunteers serve for the full duration of the entire year, VT years provides the Peace Corps a standard measurement of the actual amount of time Volunteers and Trainees are in country. If one Volunteer or Trainee serves for the entire year, then that is one VT Year. If two Volunteers or Trainees serve for six months each, then that is one VT Year. While there were 6,818 Volunteers and trainees serving as of September 30, 2014, there were 6,622 VT years in calendar year 2014. See Appendix A for more information regarding calculations with VT years.

Peace Corps calculates the incidence rates of all types of sexual assault only for female Volunteers. This is due to the disproportionate rate of victimization against female Volunteers. This allows the agency to better analyze the risk faced by female Volunteers. Appendix E provides total population, female only, and male only incidence rates.

Overseas Post Changes

In calendar year 2014, Volunteers served in 61 Peace Corps posts in 64 countries. Posts that close or open within a calendar year only provide data for those months in which Volunteers actually serve (see Appendix C).

Data Source

The data used to prepare this report were collected through the Crime Incident Reporting Form (CIRF) and the Consolidated Incident Reporting System (CIRS). The CIRS, an in-house developed application to capture security incidents reported by Volunteers was released in April, 2008 and updated most recently in September, 2013. CIRS serves as a point-in-time record of incidents.

Report Classification

Crime victimizations are ranked on a hierarchy ranging from Vandalism (least severe) to Death of a Volunteer (most severe). Appendix B contains an overview of this hierarchy. Definitions for each incident type are provided at the front of each larger section in this report. The definitions used by Peace Corps are derived from two primary sources: the Federal Bureau of Investigation's Uniform Crime Report, and specifically that system's rape definition, and also multiple years of data collection about the experiences of Volunteers and the incidents that caused the most emotional, physical, or financial hardships. These definitions are rarely the same as those used to charge an offender with a crime because the variation of criminal code between each country of incident and the United States.

Information collected in the CIRS falls into nine categories, the first six of which are covered in this report:

- Sexual Assaults (rape, aggravated sexual assault and sexual assault);
- Physical Assaults (kidnapping, aggravated assault and physical assault);
- Property Crimes (robbery, burglary, theft and vandalism);

Introduction

- Threats;
- Deaths (due to homicide, suicide, accident, natural cause and indeterminate cause);
- Stalking (multiple incidents or events are targeted at a Volunteer by an offender or group of offenders);
- Other security incidents (including harassment and crimes in a Volunteer's community);
- Vehicular Accidents (including collisions, overturned vehicles, and pedestrians struck by vehicles); and
- Crimes occurring to staff overseas.

Reports are classified into incident types in order to:

- Collect data that can inform applicants, invitees, Trainees and Volunteers on the types of crimes affecting Volunteers in each post; and
- Identify trends among reported crimes for the purposes of improving and directing Volunteer programs, training and support systems.

Regardless of how a report is classified, all Volunteers impacted by crime have access to the same broad range of care and support services.

Important Notes for 2014

Unlike other crime categories, stalking is not a single incident; rather, it is a series of incidents and events that are linked together over time. Stalking is considered an umbrella category under which reports of any classification and other events that do not rise to the level of a reportable crime can be linked and collectively counted as a stalking. The individual reports are still classified and counted according to the details of the specific incident.

Peace Corps modified its reporting system in 2013 to capture victimizations rather than reported incidents. For example, if a theft involved two Volunteers victimized together, in prior years, this would have resulted in one report with two associated Volunteer victims. Beginning on September 1, 2013, this same incident would result in two reports, each with one Volunteer victim. This change was made to ensure the best possible compliance with the restricted reporting policy and to protect the confidentiality and reporting options of each victim when multiple Volunteers are victimized in a single incident. All previously reported incidents were also modified to this new standard for consistency; therefore, the numbers and rates in this report are based on the number of victims rather than the number of incidents and cannot be compared with those of previous *Statistical Reports*.

Calendar year 2014 is the first full year that the Peace Corps' comprehensive Sexual Assault Risk Reduction and Response program has been in place. This Volunteer-centered program includes extensive training and education designed to reduce the risk of sexual assault, and, importantly, to encourage reporting when crimes do occur so that volunteers can receive the full range of care and support services. Under this program, Volunteers are empowered to come forward and report all incidents of sexual assault – everything from unwanted touching on public transportation to forced kissing to rape. As a result of this program, the agency fully anticipated an increase in reports of sexual assault. An increase in the reporting of sexual assaults over the last few years may not be an indication that the actual number of sexual assaults involving Peace Corps volunteers is increasing. Sexual assault is a widely underreported crime globally, and Peace Corps' extensive efforts to provide training and raise awareness were designed to empower Volunteers to come forward.

An overview of the methodology utilized in preparing this report, as well as a discussion of incidence rates and data limitations, can be found in Appendix A.

Introduction

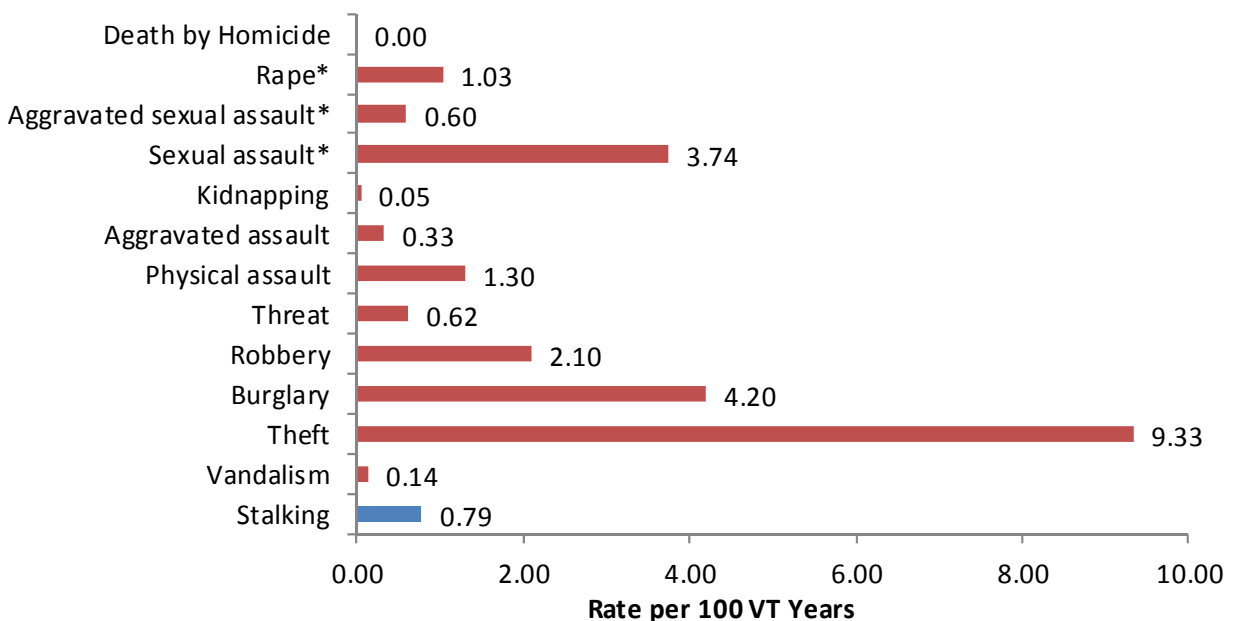
Overview of 2014

Worldwide, Peace Corps Volunteers reported 1438 crimes during 2014, or an overall incidence rate of 21.71 victimizations per 100 VT years (Figure 1). There were 52 reports of stalking, which also include some of the victimizations reported as crimes, as explained on the previous page.

Property crimes continue to be the most prevalent type of report (72.6 percent of all reports), with thefts accounting for 43.0 percent of the overall total, burglaries 19.3 percent and robberies 9.7 percent. Of the more serious crimes reported, there were 22 aggravated assaults, 47 rapes and 27 aggravated sexual assaults.

Compared to 2013, the total number of reports decreased by 11.7%. However, because of the differing populations between the years, the rate only decreased by 5.5%. The most notable decrease in rates were observed in property crimes, whereas there were increases in rates of all types of sexual assaults. These changes will be discussed in later sections.

Figure 1: Incidence Rates of Reported Victimizations 2014



**Rate of female victimizations per 100 female VT years due to the disproportionate victimization of female volunteers.*

Sexual Assaults

Definitions

Rape: The penetration, no matter how slight, of the vagina or anus with any body part or object, or oral penetration by a sex organ of another person, without the consent of the Volunteer.

Aggravated sexual assault: Another person, without the consent of the Volunteer, intentionally or knowingly:

- touches or contacts, either directly or through clothing, the Volunteer's genitalia, anus, groin, breast, inner thigh, or buttocks; OR
- kisses the Volunteer; OR
- disrobes the Volunteer; OR
- causes the Volunteer to touch or contact, either directly or through clothing, another person's genitalia, anus, groin, breast, inner thigh or buttocks; OR
- attempts to carry out any of those acts

AND:

- the offender uses, or threatens to use, a weapon; OR
- the offender uses, or threatens to use, force or other intimidating actions; OR
- the Volunteer is incapacitated or otherwise incapable of giving consent.

Sexual assault: Another person, without the consent of the Volunteer, intentionally or knowingly:

- touches or contacts, either directly or through clothing, the Volunteer's genitalia, anus, groin, breast, inner thigh or buttocks; OR
- kisses the Volunteer on the mouth;

OR attempts to carry out any of those acts.

Consent means words or actions that show a knowing and voluntary agreement to engage in mutually agreed-upon activity. Consent is absent if force has been used against the Volunteer, the Volunteer has been threatened or placed in fear, or the Volunteer is incapable of appraising the nature of the conduct or is physically incapable of declining participation in, or communicating unwillingness to engage in, that conduct.

Sexual Assaults

The following section provides a global analysis of reported sexual assault victimizations. Incidence of sexual assault is expressed as victimizations reported by females per 100 female VT years because women report more sexual assault victimizations than men. Use of female-specific incidence rates in the analysis is an industry standard as it better characterizes the risk of sexual assault. In 2014, 92.6 percent of the reported sexual assaults were committed against female Volunteers. Appendix E includes incidence rates for the total population, female only incidence rates, and male only incidence rates. In comparing year-to-year data for rapes and aggravated sexual assaults, incidence rates should be interpreted with caution due to the relatively small number of reported victimizations perpetrated annually against Volunteers.

Peace Corps has implemented a comprehensive Sexual Assault Risk Reduction and Response program that includes a forward-looking effort to reduce risks through volunteer training and encourage reporting when crimes do occur, in order to provide an effective and compassionate response. While elements of this program have been in place for several years, full implementation was achieved in September 2013, making calendar year 2014 the first full year of data reflecting the new program.

As part of the Sexual Assault Risk Reduction and Response program, Volunteers have a new option known as “restricted reporting.” Filing a restricted report limits access to information about an assault to only those providing support services requested by the volunteer. Under restricted reporting, volunteers who might not have come forward due to confidentiality concerns can now report incidents confidentially in order to access services without notifying people at post who are not direct service providers. Data presented in the following sections indicates a high percentage of restricted reports, indicating volunteers value the option to maintain a higher standard of privacy and confidentiality.

A Volunteer can also choose for the report to be a standard report which would allow them to pursue legal options or request a host family/site change. A report can also be converted to standard involuntarily if the Peace Corps determines there is a serious or imminent threat to the Volunteer population, or if a United States court issues a mandate requiring release of the information.

Restricted and standard reports are counted in the summary tables for sexual assaults and the numbers of restricted reports are also specifically stated in the text. 2014 is the first full calendar year where restricted reporting was an option.

Since 2011, the Agency has instituted several new training programs, developed new offices to improve the support to Volunteer victims, and implemented new policies and procedures to encourage reporting, such as restricted reporting. It is possible that the number of reports will increase each year as an emphasis is put on reporting assaults and Peace Corps continues to foster a culture of compassionate response. It is also possible that reports will decrease with increased Volunteer and staff training in risk mitigation of incidents.

Arrest and prosecutorial outcomes for reported sexual assaults are also detailed below. An important note about outcome data: the Consolidated Incident Reporting System functions as a point-in-time record. Reports are not automatically updated as the case progresses. Outcomes are current as of May 8, 2015.

Sexual Assaults

I. Rape

Global Analysis

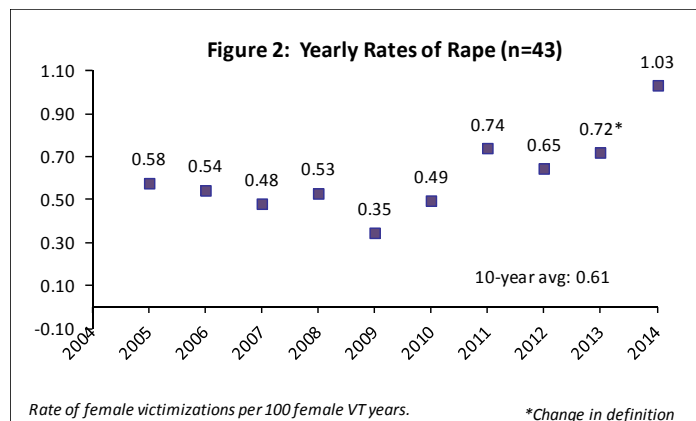
Table 1 provides the number and rates of rapes reported by female Volunteers. As noted above, only sexual assaults reported by female Volunteers are included in the table and graph.

Table 1: Summary—Rape		
<i>Victimizations reported by female Volunteers only</i>		
2014 Number of Victimizations	43	
2014 Incidence Rate (per 100 Female VT years)	1.03	
2013 Number of Victimizations	32	
2013 Incidence Rate (per 100 Female VT years)	0.72	
Yearly Rate Comparison (2013 to 2014)	44%	11 victimizations
10-Year Rate Comparison (2005 to 2014)	78%	19 victimizations

Male Peace Corps Volunteers reported 4 rapes during 2014, for an incidence rate of 0.49 victimizations per 100 male VT years.

There were 43 rapes reported by female Peace Corps Volunteers during 2014, resulting in an incidence rate of 1.03 victimizations per 100 female VT years.

Figure 2 shows that the incidence rate for rapes remained relatively unchanged from 2004 to 2008. In 2009, a substantially lower number of rapes were reported, though in 2010 the number returned to the level previously seen. In 2011, the number and rate climbed to the highest level seen since 2004, potentially as a result of new reporting and response procedures and additional training instituted throughout the year. In 2012 and 2013, the number and rate declined, though both are still higher than the 10-year average of 0.61 victimizations per 100 female VT years. In 2014, the incidence rate increased by 44% to 1.03 victimizations per 100 female VT years. It's important to note that while the percentage increased by 44%, the actual number of reports increased from 32 to 43 (11 reports). This increase could be a result of the implementation of restricted reporting procedures, and other education and awareness efforts encouraging Volunteers to come forward and report crimes that previously went unreported. The increase is not surprising due to experts in the field assert that enhanced systems result in an increase in reporting.



Of the 47 total reports of rape in 2014, 22 (46.8 percent) are restricted reports.

Outcomes

Volunteers in 7 of the 25 standard rapes chose to report to local authorities and/or law enforcement. In one case, although reported to authorities, the Volunteer declined to prosecute. The six remaining are still under investigation or are in the judicial process. One offender has been apprehended. As of the date of this report, no verdicts have been rendered.

II. Aggravated Sexual Assault

Global Analysis

Table 2 provides the number and rates of aggravated sexual assaults reported by female Volunteers. As noted above, only sexual assaults reported by female Volunteers are included in the table and graph.

Table 2: Summary—Aggravated Sexual Assault		
<i>Victimizations reported by female Volunteers only</i>		
2014 Number of Victimizations	25	
2014 Incidence Rate (per 100 Female VT years)	0.60	
2013 Number of Victimizations	21	
2013 Incidence Rate (per 100 Female VT years)	0.47	
Yearly Rate Comparison (2013 to 2014)	27%	4 victimizations
10-Year Rate Comparison (2005 to 2014)	66%	10 victimizations

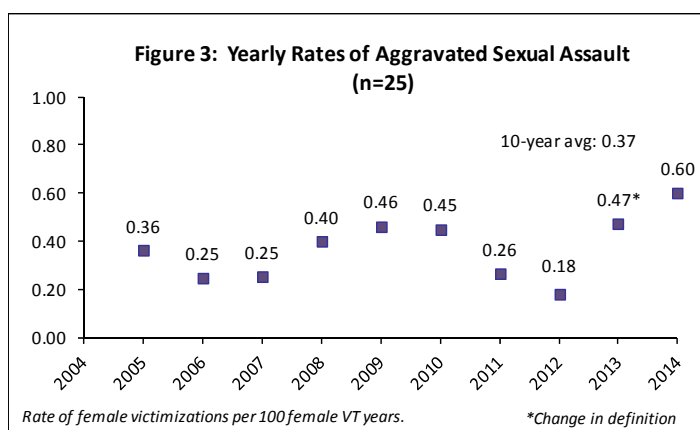
Male Peace Corps Volunteers reported two aggravated sexual assaults during 2014.

There were 25 aggravated sexual assaults reported by female Peace Corps Volunteers during 2014, resulting in

Sexual Assaults

an incidence rate of 0.60 victimizations per 100 female VT years.

Figure 3 (page 7) shows that over the 10-year period, the rate of aggravated sexual assaults has varied, though the trend is towards higher rates overall. In 2012, the lowest rate of aggravated sexual assaults was reported of any time in the last 10 years, but in 2013 the rate returned to levels seen previously. In 2014, the rate was the highest of the past 10 years, which may be related to the increased education and training described above.



Of the 27 total aggravated sexual assault reports in 2014, 11 (40.7 percent) are restricted reports.

Outcomes

Volunteers in 7 of the 16 reported aggravated sexual assaults chose to report to local authorities and/or law enforcement. One Volunteer later chose not to pursue the case and five are still under investigation or in the judicial process. Offenders have been apprehended in three of the cases. As of the date of this report, one guilty verdict has been rendered.

III. Sexual Assault

Global Analysis

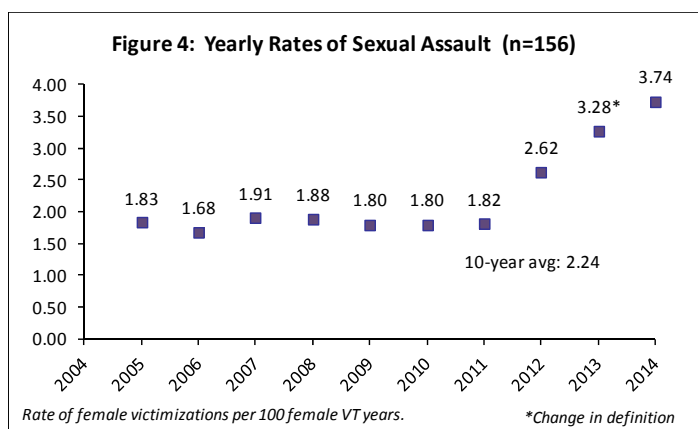
Table 3 provides the number and rates for sexual assaults reported by female Volunteers. As noted above, only sexual assaults reported by female Volunteers are included in the table and graph.

Table 3: Summary—Sexual Assault		
<i>Victimizations reported by female Volunteers only</i>		
2014 Number of Victimizations	156	
2014 Incidence Rate (per 100 Female VT years)	3.74	
2013 Number of Victimizations	146	
2013 Incidence Rate (per 100 Female VT years)	3.28	
Yearly Rate Comparison (2013 to 2014)	14%	10 victimizations
10-Year Rate Comparison (2005 to 2014)	104%	80 victimizations

Male Peace Corps Volunteers reported 12 sexual assaults in 2014, resulting in an incidence rate of 0.49 victimizations per 100 male VT years.

There were 156 sexual assaults reported by female Peace Corps Volunteers during 2014, resulting in an incidence rate of 3.74 victimizations per 100 female VT years.

Figure 4 shows that this number and rate are the highest reported in the 10-year period. Increasing rates since 2012 are perhaps influenced by new reporting and response procedures and additional training that have been instituted in recent years. Staff and Volunteers have been trained in the definitions of sexual assault and as a result recognize that groping and fondling incidents that were viewed as harassment were actually assaults. Before 2012, the rate routinely fluctuated around an average of 1.82 victimizations per 100 female VT years.



Of the 168 total sexual assault victimizations reported to Peace Corps in 2014, 84 (50 percent) are restricted reports.

Sexual Assaults

Outcomes

Volunteers in 15 of the 84 reported sexual assaults chose to report to local authorities and/or law enforcement. Seven Volunteers later chose not to pursue the case, seven are still under investigation, and one case resulted in a conviction. Offenders have been apprehended in four of the cases.

Physical Assaults

Definitions

Kidnapping: The unlawful seizure and/or detention of a Volunteer against his/her will. This category includes hostage-taking.

Aggravated assault: Attack or threat of attack with a weapon in a manner capable of inflicting major or severe bodily injury or death. Attack without a weapon or object when major or severe bodily injury results. Major or severe bodily injury includes:

- diagnostic x-rays for broken bones,
- surgical intervention,
- broken bones,
- lost teeth,
- internal injuries,
- severe laceration,
- loss of consciousness OR
- any injury requiring hospitalization.

Attempted murder should be reported as aggravated assault.

Physical assault: Aggressive contact that results in no injury or only minor injury. Minor injury does not require hospitalization, x-ray or surgical intervention (including stitches).

Physical Assaults

The following section provides a global analysis of all reported physical assault victimizations. Incidence rates of physical assaults is expressed per 100 VT years (both male and female). Appendix E includes incidence rates for the total population, female only incidence rates, and male only incidence rates.

Physical assault definitions have undergone several changes in the past few years which make long-term trend monitoring difficult. Prior to 2006, if an attempt to take property was accompanied by an attack, the report would have been classified as a physical assault rather than a robbery.

Prior to 2009, reports involving any type of weapon use or threat of use were classified as aggravated assaults. Since 2009, assaults involving weapons are classified on the basis of the potential of the weapon to cause severe or major bodily injury or death (aggravated assault) or no injury to minor injury (physical assault).

Finally, on September 1, 2013, physical assault categories were collapsed from 3 to 2 (major physical assault was folded into aggravated assault) in order to allow more consistency in wording and categorization with sexual assaults. Reports received after September 1, 2013, were classified into either physical assault or aggravated assault, while earlier reports of major physical assault were relabeled as aggravated assault.

Arrest and prosecutorial outcomes for reported physical assaults are also detailed below. An important note about outcome data: the Consolidated Incident Reporting System functions as a point-in-time record. Reports are not automatically updated as the case progresses.

I. Kidnapping

Global Analysis

Table 4 provides the number and rates of kidnapping reported by Volunteers.

Table 4: Summary—Kidnapping	
2014 Number of Victimizations	3
2014 Incidence Rate (per 100 VT years)	0.05
2013 Number of Victimizations	3
2013 Incidence Rate (per 100 VT years)	0.04
Yearly Rate Comparison (2013 to 2014)	8%
9-Year Rate Comparison (2006 to 2014)	N/A

Kidnapping was added to the list of reportable victimizations in 2006, but no kidnappings were reported in 2006 or 2007. Two kidnappings were reported in each of 2008 and 2009; however, in 2010 and 2011 the number reported returned to zero. In 2012, 2013, and 2014, there were 3 reported kidnappings each year. The 2014 incidence rate is 0.05 victimizations per 100 VT years. Due to this low number and rate, no trend graph is shown for kidnapping.

Two of the reported incidents occurred in public transportation when drivers refused to take the Volunteers to their intended destination, and one occurred in a Volunteer's home when her boyfriend locked her inside her room for several hours.

Outcomes

The Volunteer in all three reported kidnappings chose to report to local authorities and/or law enforcement. In one case, the Volunteer declined to press charges and the other two are still under investigation. Offenders have been apprehended in two cases and no verdicts have been rendered.

II. Aggravated Assault

Global Analysis

Table 5 provides the number and rates of aggravated assaults reported by Volunteers. Due to the definition changes, only the 6-year trend from 2009 to 2014 is given in the table.

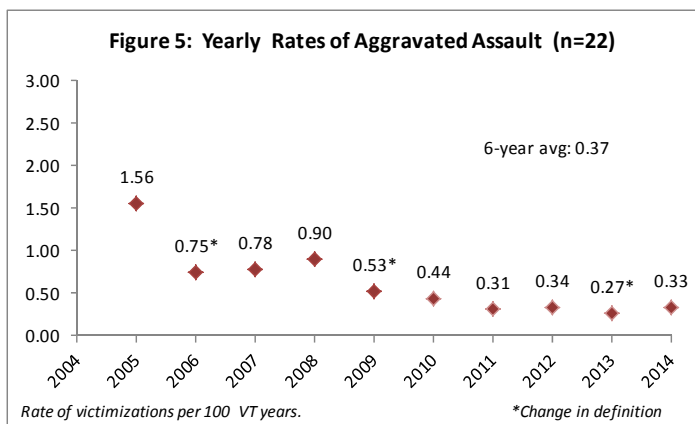
Physical Assaults

Table 5: Summary—Aggravated Assault

2014 Number of Victimizations	22
2014 Incidence Rate (per 100 VT years)	0.33
2013 Number of Victimizations	19
2013 Incidence Rate (per 100 VT years)	0.27
Yearly Rate Comparison (2013 to 2014)	25%
6-Year Rate Comparison (2009 to 2014)	-37%

There were 22 aggravated assaults reported by Peace Corps Volunteers during 2014, resulting in an incidence rate of 0.33 victimizations per 100 VT years.

While the table and average incidence rate is only calculated for the last 6 years, figure 5 indicates that the aggravated assault number and rate has also declined over the 10 years. The overall decline in aggravated assaults since 2005 likely reflects the two changes made to the definition in the past 10 years. Aggravated assault rates have remained steady since 2011 as the definitions remained consistent.



Outcomes

Volunteers in 16 of the 22 reported aggravated assaults chose to report to local authorities and/or law enforcement. Of those reported, 13 are still under investigation or in the judicial process. In three cases, the state declined to investigate. Offenders have been apprehended in three victimizations. As of the date of this report, no verdicts have been rendered.

III. Physical Assault

Global Analysis

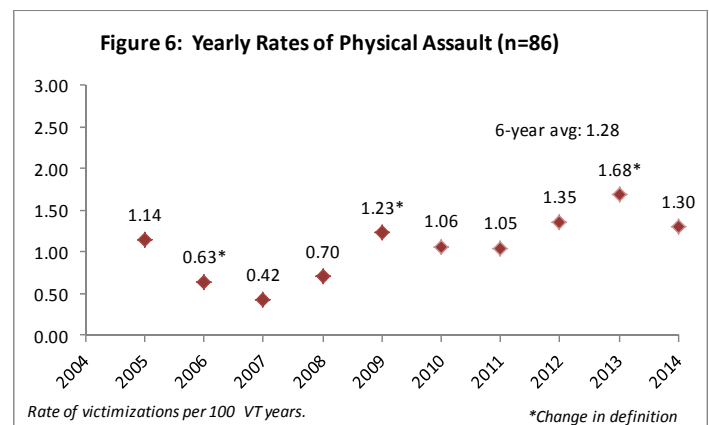
Table 6 provides the number and rates of physical assaults. Due to the definition changes, only the 6-year trend from 2009 to 2014 is given in the table.

Table 6: Summary—Physical Assault

2014 Number of Victimizations	86
2014 Incidence Rate (per 100 VT years)	1.30
2013 Number of Victimizations	120
2013 Incidence Rate (per 100 VT years)	1.68
Yearly Rate Comparison (2013 to 2014)	-23%
6-Year Rate Comparison (2009 to 2014)	6%

There were 86 physical assault victimizations reported by Peace Corps Volunteers worldwide during 2014, resulting in a rate of 1.30 victimizations per 100 VT years.

Figure 6 shows a decline in physical assaults in 2006 that reflects the first definition change. Between 2006 and 2008, the incidence rate for physical assaults showed an upward trend. This trend continued from 2009 to 2013, though the initial increase in the rate for 2009 was likely as a result of the second definition change. The decrease in the rate in 2014 is likely due to the last definition change.



Outcomes

Volunteers in 32 of the 86 reported physical assaults chose to report to local authorities and/or law enforcement. Ten Volunteers later chose not to pursue the case and 22 are still under investigation or in the judicial pro-

Physical Assaults

cess. Offenders have been apprehended in six of the cases. As of the date of this report, no guilty verdicts have been rendered.

Property Crimes

Definitions

Robbery: The taking or attempting to take anything of value under confrontational circumstances from the control, custody or care of the Volunteer by force or threat of force or violence and/or by putting the Volunteer in fear of immediate harm. Also includes when a robber threatens, displays or uses a weapon or transports the Volunteer to obtain his/her money or possessions.

Burglary: Unlawful or forcible entry of a Volunteer's residence. This incident type usually, but not always, involves theft. The illegal entry may be forcible, such as breaking a window or slashing a screen, or may be without force by entering through an unlocked door or an open window. As long as the person entering has no legal right to be present in the residence, a burglary has occurred. Also includes illegal entry of a hotel room.

Theft: The taking away of or attempt to take away property or cash without involving force or illegal entry. Includes pick pocketing, stolen purses and thefts from a residence that do not involve an illegal entry.

Vandalism: Mischievous or malicious defacement, destruction or damage of property. If unlawful or forcible entry or attempted entry of a residence is involved, the incident should be classified as burglary.

Property Crimes

The following section provides a global analysis of all reported property crimes. Incidence of property crimes is expressed per 100 VT years (both male and female). Appendix E includes incidence rates for the total population, female only incidence rates, and male only incidence rates.

Arrest and prosecutorial outcomes for reported property crimes are also detailed below. An important note about outcome data: the Consolidated Incident Reporting System functions as a point-in-time record. Reports are not automatically updated as the case progresses.

I. Robbery

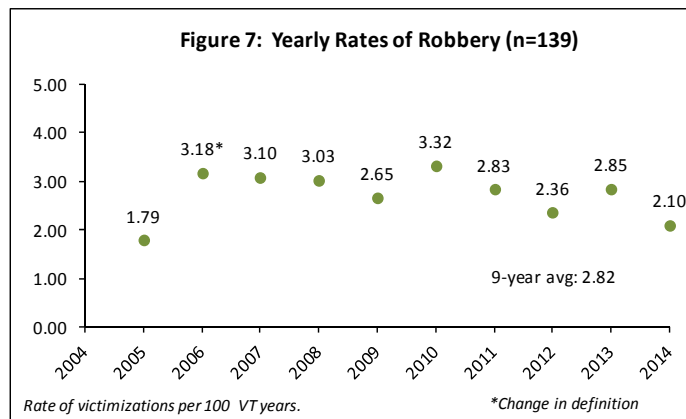
Global Analysis

Table 7 provides the number and rates of robberies reported by Volunteers.

Table 7: Summary—Robbery	
2014 Number of Victimizations	139
2014 Incidence Rate (per 100 VT years)	2.10
2013 Number of Victimizations	203
2013 Incidence Rate (per 100 VT years)	2.85
Yearly Rate Comparison (2013 to 2014)	-26%
9-Year Rate Comparison (2006 to 2014)	-34%

There were 139 robberies reported by Peace Corps Volunteers during 2014, resulting in a rate of 2.10 victimizations per 100 VT years.

As noted in the physical assaults section, a definition change occurred in 2006 that resulted in some incidents that would have been categorized as physical assaults in previous years now being classified as robberies. Figure 7 shows that the result of this change is an increase in the incidence rate between 2005 and 2006. Since 2006, the incidence rate for robberies has declined, though there was a spike in the rate in 2010.



Outcomes

Volunteers in 96 of the 139 reported robberies chose to report to local authorities and/or law enforcement. Fifteen Volunteers later chose not to pursue the case and 76 are still under investigation or have entered the judicial process. In four cases, the state declined to investigate. Offenders have been apprehended in eight of the cases. As of the date of this report, five guilty verdicts have been rendered.

II. Burglary

Global Analysis

Table 8 provides the number and rates of burglaries reported by Volunteers.

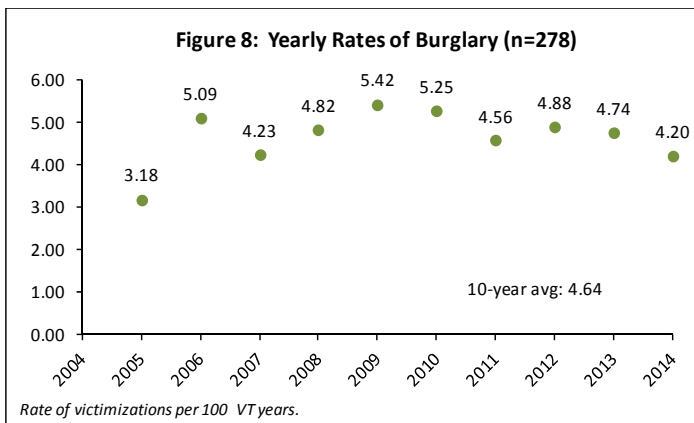
Table 8: Summary—Burglary	
2014 Number of Victimizations	278
2014 Incidence Rate (per 100 VT years)	4.20
2013 Number of Victimizations	338
2013 Incidence Rate (per 100 VT years)	4.74
Yearly Rate Comparison (2013 to 2014)	-11%
10-Year Rate Comparison (2005 to 2014)	32%

There were 278 burglaries reported by Peace Corps Volunteers during 2014, resulting in a rate of 4.20 victimizations per 100 VT years.

As seen in Figure 8, the burglary rate for 2014 decreased from 2012. The incidence rate for burglaries appears to have peaked in 2009, at 5.42 victimizations per 100 VT years, and has moved downward in the years since. This

Property Crimes

decrease may be due to added attention from regional offices to the issue of burglary. Many posts have revised policies and procedures surrounding volunteer housing over the last few years.



Outcomes

Volunteers in 201 of the 278 reported burglaries chose to report to local authorities and/or law enforcement. Forty-six Volunteers later chose not to pursue the case and 152 are still under investigation or in the judicial process. Offenders have been apprehended in 32 of the cases. As of the date of this report, two guilty verdicts have been rendered.

III. Theft

Global Analysis

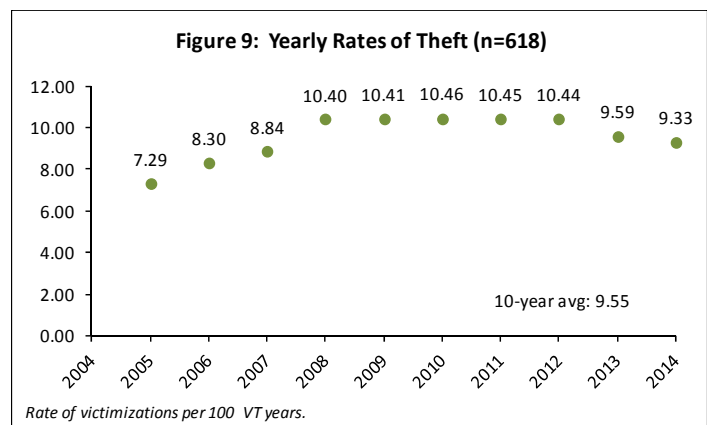
Table 9 provides the number and rates of thefts reported by Volunteers.

Table 9: Summary—Theft	
2014 Number of Victimizations	618
2014 Incidence Rate (per 100 VT years)	9.33
2013 Number of Victimizations	684
2013 Incidence Rate (per 100 VT years)	9.59
Yearly Rate Comparison (2013 to 2014)	-3%
10-Year Rate Comparison (2005 to 2014)	28%

There were 618 thefts reported by Peace Corps Volunteers worldwide during 2014, resulting in a rate of 9.33 victimizations per 100 VT years.

As shown in Figure 9, reported thefts have generally increased over the past 10 years, and between 2005 and 2014, increasing overall by 28%. However, since 2008, the theft incidence rate appears to have stabilized and in the last two years has even decreased.

While the causes for this are not yet known, possible reasons include: consistent Volunteer training regarding the reporting process; efforts to professionalize safety and security staff at post may have led to growing confidence and trust; and finally, increased emphasis on safety and security training in the last few years may have resulted in more emphasis on training that provides tactics for protecting personal property.



Outcomes

Volunteers in 288 of the 618 reported thefts chose to report to local authorities and/or law enforcement. Sixty-three Volunteers later chose not to pursue the case and 223 are still under investigation or in the judicial process. In one case, the state declined to investigate. Offenders have been apprehended in 19 of the reported cases. As of the date of this report, one guilty verdict has been rendered.

Property Crimes

IV. Vandalism

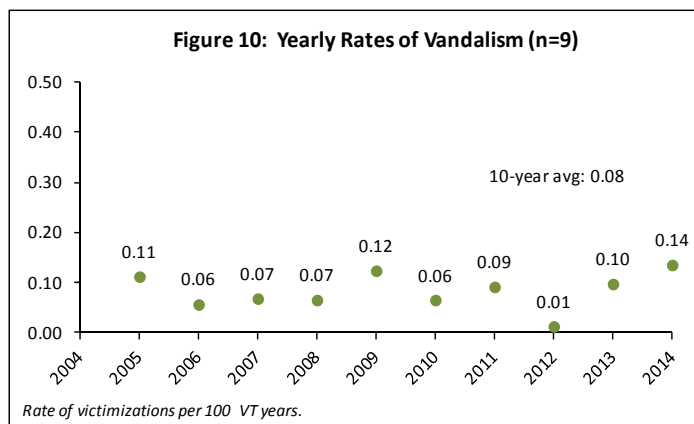
Global Analysis

Table 10 provides the number and rates of vandalism reported by Volunteers.

Table 10: Summary—Vandalism	
2014 Number of Victimizations	9
2014 Incidence Rate (per 100 VT years)	0.14
2013 Number of Victimizations	7
2013 Incidence Rate (per 100 VT years)	0.10
Yearly Rate Comparison (2013 to 2014)	38%
10-Year Rate Comparison (2005 to 2014)	22%

There were nine vandalisms reported by Peace Corps Volunteers during 2014, resulting in a rate of 0.14 victimizations per 100 VT years.

Figure 10 shows that the rate of vandalism has fluctuated since 2002, though reports of this crime appear to be relatively stable around the 10-year average of 0.08 victimizations per 100 VT years. Due to the low numbers, it is impossible to discern a pattern among the vandalisms reported.



Outcomes

Volunteers in 4 of the 9 reported vandalisms chose to report to local authorities and/or law enforcement. Three Volunteers later chose not to pursue the cases. One case is still under investigation. An offender was apprehended in one case.

Threats and Stalking

Definitions

Threat: A threat is made without physical contact or injury to the Volunteer. Threat occurs when the Volunteer is placed in reasonable fear of bodily harm through the use of threatening words and/or other conduct.

Stalking: Engaging a course of conduct directed at a specific Volunteer that would cause a reasonable person to either:

- fear for his or her safety or the safety of others; OR
- suffer substantial emotional distress.

Threats and Stalking

The following section provides a global analysis of all reported threat and stalking victimizations. Incidence of threats and stalking are expressed per 100 VT years (both male and female). Appendix E includes incidence rates for the total population, female only incidence rates, and male only incidence rates.

Arrest and prosecutorial outcomes for reported threat and stalking victimizations are also detailed below. An important note about outcome data: the Consolidated Incident Reporting System functions as a point-in-time record. Reports are not automatically updated as the case progresses.

I. Threat

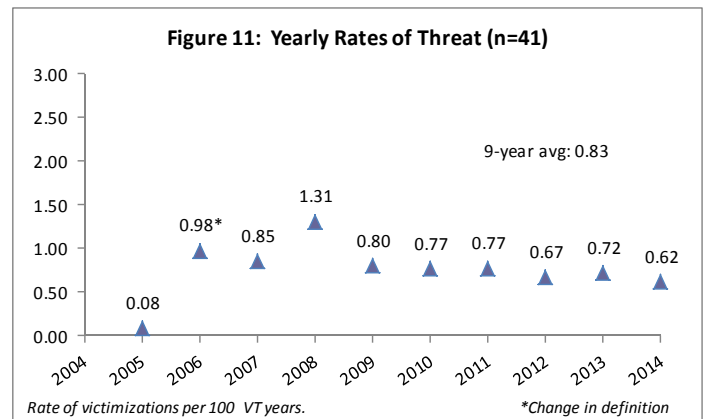
Global Analysis

Table 11 provides the number and rates of threats reported by Volunteers.

Table 11: Summary—Threat	
2014 Number of Victimizations	41
2014 Incidence Rate (per 100 VT years)	0.62
2013 Number of Victimizations	51
2013 Incidence Rate (per 100 VT years)	0.72
Yearly Rate Comparison (2013 to 2014)	-13%
8-Year Rate Comparison (2006 to 2014)	-37%

There were 41 threats reported by Peace Corps Volunteers worldwide during 2014, resulting in a rate of 0.62 victimizations per 100 VT years.

It is important to note that prior to 2006, only death threats were a reportable category. Beginning in 2006, a new class of threats known as “intimidation” was added as a reportable category, resulting in the substantial increase in rates seen in Figure 11. The incidence rate for threats reached a peak in 2008, and since has remained fairly stable since 2009. This is likely due both to a stabilization of definition and relatively low numbers reported globally.



Outcomes

Volunteers in 17 of the 41 reported threats chose to report to local authorities and/or law enforcement. Eight Volunteers later chose not to pursue the case and eight are under investigation or in the judicial process. Offenders have been apprehended in eight cases. An offender was apprehended in one case. One guilty verdict has been rendered.

II. Stalking

Global Analysis

Table 12 provides the number and rates of stalking reported by Volunteers. Stalking was added to the list of crimes reportable to Peace Corps in September 2013. Stalking is distinguished from the other crimes covered in this report due to their aggregate nature. A stalking is a combination of several different incidents or events, some of which are reported as individual crimes covered in previous sections.

Table 12: Summary—Stalking	
2014 Number of Victimizations	52
2014 Incidence Rate (per 100 VT years)	0.79
2013 Number of Victimizations	32
2013 Incidence Rate (per 100 VT years)	0.45

There were 52 stalking reports by Peace Corps Volunteers worldwide during 2014, resulting in a rate of 0.79 victimizations per 100 VT years. While this is an increase from 2013, 2013 data did not capture an entire year and

Threats and Stalking

it is expected that the number would be higher for a full year of data.

The vast majority of the stalking reports consist of offenders who repeatedly contact the Volunteer through phone calls and text messages. In most cases the issue is resolved by an intervention either by community members or Peace Corps staff. Of the 52 stalking reports, 21 consisted of other crimes already reported to Peace Corps that when combined and analyzed, established a pattern of behavior consistent with stalking.

Outcomes

Volunteers in 9 of the 52 reported stalking reports chose to report to local authorities and/or law enforcement. Four Volunteers later chose not to pursue the case and five are under investigation or in the judicial process. Offenders have been apprehended in one case. As of the date of this report, no guilty verdict has been rendered.

In-Service Deaths

Definitions

Volunteer Deaths by:

Homicide: The willful (non-negligent) killing of a Volunteer by another person.

Suicide: The act of a Volunteer killing him/herself intentionally.

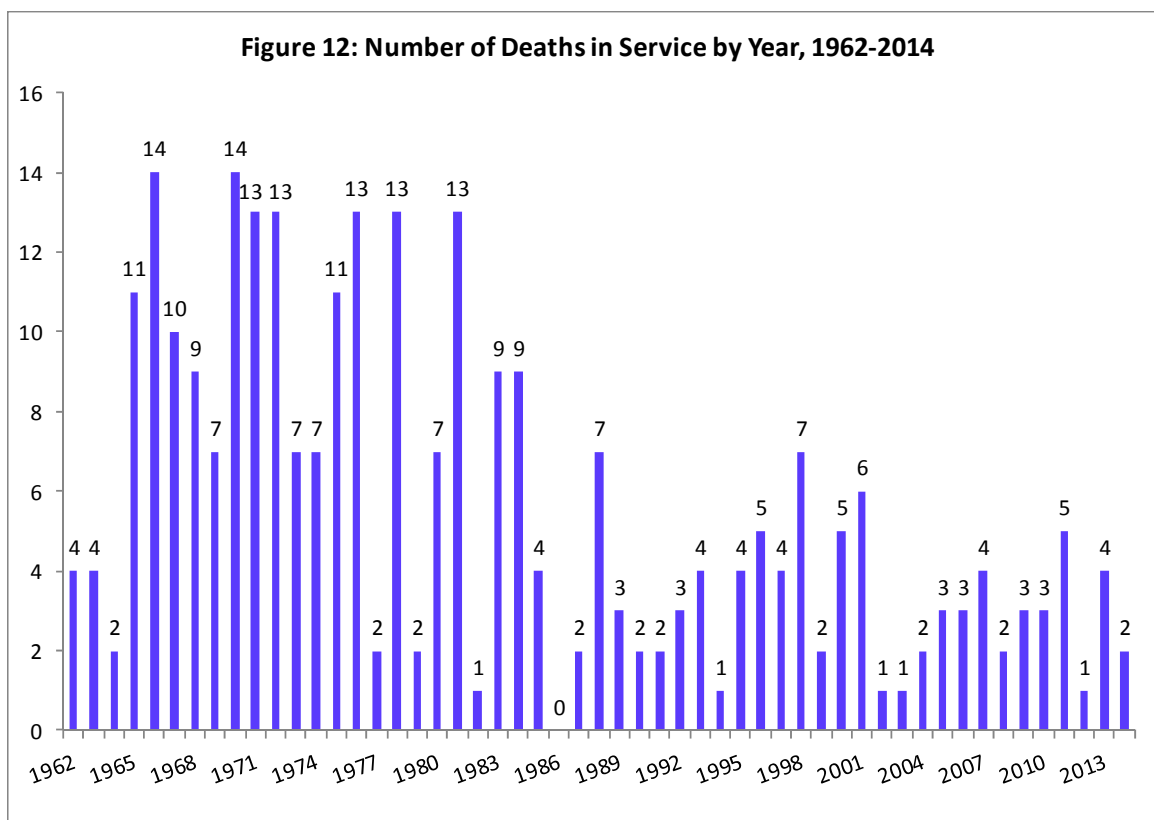
Accident: Death of a Volunteer due to unintentional injury.

Natural cause: Death of a Volunteer due to illness or natural cause.

Indeterminate cause: Death of a Volunteer pending further investigation to establish cause of death. Deaths categorized as this type will be revisited after 6 months and re-categorized as death due to homicide, suicide, accident or illness, if the information is available.

Volunteer death consists of the categories homicide, suicide, accidental death, death due to natural causes and death due to indeterminate causes.

From 1962 through 2014, there have been 293 Volunteers who have died during service. Of those deaths, 24 were homicide, 16 were suicide, 186 were due to accidents, 56 died of natural causes, and 11 deaths were indeterminate. In 2014, there were 2 in-service deaths: both due to natural causes. Figure 12 shows all deaths in service of Peace Corps Volunteers from 1962 to 2014.



Appendices

Appendix A: Methodology

Appendix B: Classification Hierarchy

Appendix C: Peace Corps Posts, 2014

Appendix D: Demographics of All Volunteers, 2014

Appendix E: Global, Regional, and Post Crime Numbers and Rates, 2014

Appendix F: Country of Incident Compared with Post of Service, 2014

Appendix A: Methodology

Data Analysis

The Crime Statistics and Analysis Unit within the Office of Safety and Security conducts a multi-step quality-assurance process to mitigate errors inherent to the data collection process (i.e., respondent errors, non-response errors, misclassifications, etc.). Each report received at headquarters is reviewed for: 1) appropriate classification; and 2) discrepancies between the summary and the closed-ended questions (i.e., questions with multiple choice responses). Data are reviewed daily for misclassification, inconsistencies, errors or missing data and are sent back to the submitter for correction or clarification.

The *Statistical Report of Crimes Against Volunteers 2014* displays data from six categories of reported victimizations reported by Volunteers: sexual assaults, physical assaults, property crimes, threats, stalking and Volunteer deaths. Incidence rates and global trend analyses are provided in each of the four largest categories. This report includes three periods of data collection and analysis: the 2014 calendar year, the 9-year period from 2006-2014, and the 10-year period from 2005-2014. Analyzing multiple time periods provides a better understanding of areas of fluctuation and long-standing victimization trends. Data for this report are current as of May 8, 2015. Longitudinal data are represented in scatter plots that provide victimization rates for each year.

Incidence Rates

$$\text{Incidence Rate} = (\text{Number of reported victimizations} \div \text{VT Years}) \times 100$$

Incidence rates are more accurate for comparative purposes than the raw number of victimizations. By reporting incidence rates (i.e., the number of reported victimizations as a function of the number of Volunteers serving in a given post over time), more meaningful comparisons can be made across Peace Corps posts or regions that have differing numbers of Volunteers. For example, 25 reported aggravated assaults affect a higher percentage of Volunteers at a post with 100 Volunteers than a post with 200 Volunteers.

Furthermore, incidence rates are calculated using VT years, which are more accurate than using the population of Volunteers at post in the rate denominator. The VT year calculation considers the length of time Volunteers were at post and at risk. A VT year includes the amount of time a Volunteer/trainee served during a given year between the start of domestic training ("staging") through the end of service. For example, if a Volunteer leaves after six months, he or she is only at risk during that six-month period, and only half (0.5) of a VT year is contributed to the rate denominator. If a Volunteer stays the full year, one full (1.0) VT year is contributed. Unless otherwise noted in the report, incidence rates are reported as incidents per 100 Volunteer/trainee (VT) years.

Data Limitations

There are three limitations to interpreting the data in this report that the reader should bear in mind.

The first limitation relates to the selective reporting of crimes by Volunteers. In reviewing the frequency of victimizations, the reader should keep in mind that these are the numbers for *reported* victimizations. Victimization and Volunteer survey findings consistently show that underreporting of crimes does occur. Related to the self-reported nature of the reporting process is the potential for misclassification of reports. Reports are classified based on the information provided by the Volunteer, which could lead to inaccurate classification if a Volunteer does not provide all necessary and relevant information. The incident definitions are included in Appendix A.

The second limitation is more of a cautionary note and relates to comparing incidence rates across Peace Corps posts. While the use of incidence rates does allow for more comparisons than the use of raw numbers, caution should still be

Appendix A: Methodology

used when comparing rates for posts with limited VT years, such as Samoa (25.437 VT years), because they appear dramatically higher when compared to rates for posts with greater VT years, such as Senegal (233.911 VT years), even when the number of reports is small. To illustrate, an increase from one theft to two thefts at a post with 25 VT years results in the theft incidence rate increasing from 4.0 to 8.0 incidents per 100 VT years. Whereas, with a large post with 175 VT years, the theft incidence rate would increase from 0.6 to 1.1 per 100 VT years. In 2014, there were 10 posts (15 percent) with fewer than 50 VT years. In addition, rates based on a small number of reports (fewer than 30), such as aggravated assault, should be interpreted with caution as they may not be an accurate indicator of risk. Appendix E provides the number of reported victimizations and the number of VT years contributed by each post in 2014.

A third limitation involves the analysis of the data by the Volunteer's post of service. The vast majority of victimizations occur in the Volunteer's post of service. However, crimes against Volunteers do happen outside their post of service; for example, when a Volunteer is vacationing in another country. The percentage of victimizations occurring outside the Volunteer's post of service is typically 3 percent or less (Appendix F).

Appendix B: Classification Hierarchy

Hierarchy Rule

The Peace Corps uses a hierarchy rule in classifying reports, similar to that used by the Federal Bureau of Investigation in its Uniform Crime Reporting system. When a single offense is committed, the report is classified according to the details of that offense. However, in multiple-offense situations, the hierarchy rule requires that the reporter locate the classification that is closest to the top of the hierarchy and use that classification for the entire report, rather than multiple, less-severe classifications. This does not affect the charges that an offender may incur according to local law.

Stalking is an aggregate of multiple incidents and/or events that occur to a Volunteer and is not part of the classification hierarchy. Any incident of any classification level can be linked to a report of stalking.

Classification Hierarchy

- Volunteer Death
- Kidnapping
- Rape
- Aggravated Sexual Assault
- Robbery
- Aggravated Assault
- Sexual Assault
- Physical Assault
- Burglary
- Threat
- Theft
- Vandalism

Appendix B: Classification Hierarchy

Severity Hierarchy and Incident Definitions



Death by Homicide	The willful (non-negligent) killing of one human being by another Deaths caused by negligence, suicides, and accidental deaths are excluded
Kidnapping	Unlawful seizure and/or detention of a victim against his/her will for ransom or reward Includes hostage-taking
Rape	The penetration, no matter how slight, of the vagina or anus with any body part or object, or oral penetration by a sex organ of another person Without the consent of the victim
Aggravated Sexual Assault	Intentional contact with the genitalia, anus, groin, breast, inner thigh or buttocks of the victim OR kissing OR disrobing the victim OR forcing the victim to contact genitalia, anus, groin, breast, inner thigh, or buttocks OR attempts to carry out any of these acts; <u>AND</u> any of the following: <ul style="list-style-type: none"> • Use or threatened use of a weapon OR • Use or threatened use of force or other intimidating actions OR • The victim is incapacitated or otherwise incapable of giving consent Without the consent of the victim
Robbery	The taking or attempting to take anything of value under confrontational circumstances from the control, custody or care of another person by force, threat of force, violence, and/or by putting the victim in fear of immediate harm <ul style="list-style-type: none"> • Also includes when a robber displays/uses a weapon or transports the Volunteer to obtain his/her money or possessions
Aggravated Assault	Attack or threat of attack with a weapon in a manner capable of causing death or severe or major bodily injury Attack without a weapon when severe or major bodily injury results. Severe or major bodily injury includes: broken bones or diagnostic X-rays for broken bones, lost teeth, internal injuries, severe laceration, loss of consciousness, surgical intervention (including suturing), or any injury requiring hospitalization
Sexual Assault	Forced contact with the victim's genitalia, anus, groin, breast, inner thigh, or buttocks OR kissing on the victim's mouth OR attempts to carry out these acts Without the consent of the victim
Physical Assault	Aggressive contact that does not require the Volunteer to use substantial force to disengage the offender and results in no injury or only minor injury Minor injury does not require hospitalization, x-ray or surgical intervention (including stitches)
Burglary	Unlawful or forcible entry of a Volunteer's residence This crime usually, but not always, involves theft The illegal entry may be forcible, such as breaking a window or slashing a screen, or may be without force by entering through an unlocked door or an open window Also includes illegal entry of a hotel room
Threat	When the Volunteer is placed in reasonable fear of bodily harm through the use of threatening words and/or other conduct
Theft	The taking away of or attempt to take away property or cash without involving force or illegal entry There is no known direct contact with the victim Includes pick-pocketing, stolen purses, and thefts from a residence that do not involve an illegal entry
Vandalism	Mischievous or malicious defacement, destruction, or damage of property
Stalking	Engage in a course of conduct directed at a specific Volunteer that would cause a reasonable person to either: <ul style="list-style-type: none"> • Fear for his or her safety or the safety of others; OR • Suffer substantial emotional distress Stalking is not part of the severity hierarchy, as it can include other types of reportable incidents.

Appendix C: Peace Corps Posts and Regions (2014)

Africa	Europe, Mediterranean and Asia	Inter-America and the Pacific
Benin	Albania	Belize
Botswana	Armenia	Colombia
Burkina Faso	Azerbaijan*	Costa Rica
Cameroon	Cambodia	Dominican Republic
Ethiopia	China	Eastern Caribbean
Ghana	Georgia	Ecuador
Guinea*	Indonesia	El Salvador
Kenya*	Jordan	Fiji
Lesotho	Kosovo**	Guatemala
Liberia*	Kyrgyz Republic	Guyana
Madagascar	Macedonia	Jamaica
Malawi	Moldova	Mexico
Mali**	Mongolia	Micronesia
Mozambique	Morocco	Nicaragua
Namibia	Nepal	Panama
Niger*	Philippines	Paraguay
Rwanda	Timor-Leste**	Peru
Senegal	Thailand	Samoa
Sierra Leone*	Ukraine*	Tonga
South Africa		Vanuatu
Swaziland		
Tanzania		
The Gambia		
Togo		
Uganda		
Zambia		

*	Peace Corps posts suspended:	Azerbaijan, Guinea, Kenya, Liberia, Niger, Sierra Leone, Ukraine
**	Peace Corps posts opened or reopened:	Kosovo, Mali, Timor-Leste
***	Peace Corps posts closed:	

Appendix D: Demographics of All Volunteers (2014)

Demographic Characteristic	N	%	Demographic Characteristic	N	%
Men	2,497	37	Marital status:		
Women	4,321	63	Single	6,101	89
Racial Minority Volunteers/Trainees	1,656	25	Married/serving with spouse	371	5
Seniors (50+)	458	7	Divorced	262	4
Oldest Volunteer	80		Engaged	9	<1
Age: Average/Median/Most Common	28.3/25/24		Married/serving alone	43	<1
Ethnicity:			Widowed	31	<1
Caucasian	4,850	75	Married/while serving	1	<1
Hispanic	661	10	Age:		
Asian American	307	5	20-29	5,586	82
African American	441	7	30-39	648	10
Mixed Ethnicity	237	4	40-49	126	2
Native American	10	<1	50-59	158	2
Not Specified	312	N/A	60-69	253	4
			70-80	47	<1
			Notes:		
			1. As reported on September 30, 2014.		
			2. N = Volunteers in the field. Reported by the Peace Corps' Office of Strategic Information, Research, and Planning.		
			3. Some percentages do not add to 100 due to rounding.		

Appendix E1: Global, Regional, and Post Crime Numbers and Rates (2014)

Sexual Assault Numbers and Incidence Rates (2014)

Global

All Posts of Service	VT Years	Rape		Aggravated Sexual Assault		Sexual Assault		All Sexual Assault	
		Number	Rate	Number	Rate	Number	Rate	Number	Rate
	6622	47	0.71	27	0.41	168	2.54	242	3.65

Africa Region

Post of Service	VT Years	Rape		Aggravated Sexual Assault		Sexual Assault		All Sexual Assault	
		Number	Rate	Number	Rate	Number	Rate	Number	Rate
BENIN	121	0	0.00	0	0.00	1	0.83	1	0.83
BOTSWANA	133	0	0.00	0	0.00	0	0.00	0	0.00
BURKINA FASO	109	2	1.84	1	0.92	3	2.76	6	5.51
CAMEROON	178	4	2.25	1	0.56	4	2.25	9	5.07
ETHIOPIA	222	1	0.45	0	0.00	15	6.75	16	7.20
GHANA	125	1	0.80	1	0.80	2	1.60	4	3.20
GUINEA**	79	0	0.00	0	0.00	0	0.00	0	0.00
KENYA**	42	0	0.00	0	0.00	1	2.38	1	2.38
LESOTHO	89	0	0.00	0	0.00	0	0.00	0	0.00
LIBERIA**	68	0	0.00	0	0.00	0	0.00	0	0.00
MADAGASCAR	142	1	0.71	1	0.71	0	0.00	2	1.41
MALAWI	129	2	1.55	0	0.00	3	2.32	5	3.86
MALI*	3	0	0.00	0	0.00	0	0.00	0	0.00
MOZAMBIQUE	171	4	2.34	0	0.00	1	0.58	5	2.92
NAMIBIA	116	1	0.86	1	0.86	1	0.86	3	2.58
RWANDA	104	3	2.88	1	0.96	4	3.84	8	7.68
SENEGAL	234	2	0.86	0	0.00	2	0.86	4	1.71
SIERRA LEONE**	69	0	0.00	0	0.00	0	0.00	0	0.00
SOUTH AFRICA	129	1	0.78	2	1.55	2	1.55	5	3.88
SWAZILAND	77	1	1.30	0	0.00	0	0.00	1	1.30
TANZANIA	174	1	0.57	0	0.00	4	2.30	5	2.87
THE GAMBIA	82	0	0.00	0	0.00	1	1.23	1	1.23
TOGO	78	0	0.00	0	0.00	0	0.00	0	0.00
UGANDA	162	0	0.00	4	2.47	4	2.47	8	4.94
ZAMBIA	246	1	0.41	1	0.41	4	1.63	6	2.44
TOTAL AFRICA	3081	25	0.81	13	0.42	52	1.69	90	2.92

Notes

1. * Peace Corps posts opened or reopened in calendar year 2014: Kosovo, Mali, Timor-Leste

2. ** Peace Corps posts suspended or closed in calendar year 2014: Azerbaijan, Guinea, Kenya, Liberia, Niger, Sierra Leone, Ukraine

Appendix E1: Global, Regional, and Post Crime Numbers and Rates (2014)

Sexual Assault Numbers and Incidence Rates (2014) (cont'd)

Global

All Posts of Service	VT Years	Rape		Aggravated Sexual Assault		Sexual Assault		All Sexual Assault	
		Number	Rate	Number	Rate	Number	Rate	Number	Rate
	6622	47	0.71	27	0.41	168	2.54	242	3.65

EMA Region

Post of Service	VT Years	Rape		Aggravated Sexual Assault		Sexual Assault		All Sexual Assault	
		Number	Rate	Number	Rate	Number	Rate	Number	Rate
ALBANIA	83	0	0.00	1	1.20	5	6.01	6	7.21
ARMENIA	64	0	0.00	0	0.00	3	4.67	3	4.67
AZERBAIJAN**	57	1	1.75	0	0.00	5	8.74	6	10.49
CAMBODIA	92	0	0.00	1	1.09	1	1.09	2	2.18
CHINA	151	0	0.00	0	0.00	1	0.66	1	0.66
GEORGIA	90	0	0.00	0	0.00	1	1.11	1	1.11
INDONESIA	114	1	0.88	0	0.00	13	11.44	14	12.32
JORDAN	31	0	0.00	1	3.22	0	0.00	1	3.22
KOSOVO	15	0	0.00	0	0.00	1	6.72	1	6.72
KYRGYZ REPUBLIC	81	0	0.00	1	1.24	8	9.93	9	11.17
MACEDONIA	84	0	0.00	0	0.00	3	3.57	3	3.57
MOLDOVA	120	1	0.84	0	0.00	9	7.52	10	8.36
MONGOLIA	129	2	1.55	0	0.00	9	7.00	11	8.55
MOROCCO	215	0	0.00	0	0.00	15	6.99	15	6.99
NEPAL	46	0	0.00	0	0.00	2	4.37	2	4.37
PHILIPPINES	146	3	2.05	0	0.00	3	2.05	6	4.10
THAILAND	99	0	0.00	1	1.01	3	3.03	4	4.04
UKRAINE**	66	0	0.00	0	0.00	1	1.52	1	1.52
TOTAL EMA	1682	8	0.48	5	0.30	83	4.93	96	5.71

Notes

1.* Peace Corps posts opened or reopened in calendar year 2014: Kosovo, Mali, Timor-Leste

2.** Peace Corps posts suspended or closed in calendar year 2014: Azerbaijan, Guinea, Kenya, Liberia, Niger, Sierra Leone, Ukraine

Appendix E1: Global, Regional, and Post Crime Numbers and Rates (2014)

Sexual Assault Numbers and Incidence Rates (2014) (cont'd)

Global

All Posts of Service	VT Years	Rape		Aggravated Sexual Assault		Sexual Assault		All Sexual Assault	
		Number	Rate	Number	Rate	Number	Rate	Number	Rate
	6622	47	0.71	27	0.41	168	2.54	242	3.65

IAP Region

Post of Service	VT Years	Rape		Aggravated Sexual Assault		Sexual Assault		All Sexual Assault	
		Number	Rate	Number	Rate	Number	Rate	Number	Rate
BELIZE	25	0	0.00	0	0.00	0	0.00	0	0.00
COLOMBIA	63	0	0.00	0	0.00	0	0.00	0	0.00
COSTA RICA	127	1	0.79	0	0.00	0	0.00	1	0.79
DOMINICAN REPUBLIC	161	2	1.24	0	0.00	2	1.24	4	2.48
EASTERN CARIBBEAN	57	0	0.00	0	0.00	1	1.76	1	1.76
ECUADOR	118	1	0.84	0	0.00	4	3.38	5	4.22
EL SALVADOR	48	0	0.00	0	0.00	2	4.14	2	4.14
FIJI	47	1	2.12	1	2.12	3	6.35	5	10.59
GUATEMALA	102	3	2.95	0	0.00	3	2.95	6	5.89
GUYANA	58	0	0.00	0	0.00	2	3.47	2	3.47
JAMAICA	56	0	0.00	0	0.00	0	0.00	0	0.00
MEXICO	69	0	0.00	1	1.46	2	2.92	3	4.38
MICRONESIA	39	1	2.59	1	2.59	0	0.00	2	5.19
NICARAGUA	156	1	0.64	1	0.64	1	0.64	3	1.92
PANAMA	210	0	0.00	2	0.95	0	0.00	2	0.95
PARAGUAY	204	0	0.00	1	0.49	5	2.46	6	2.95
PERU	206	2	0.97	0	0.00	3	1.46	5	2.43
SAMOA	25	1	3.93	0	0.00	0	0.00	1	3.93
TONGA	29	0	0.00	0	0.00	1	3.42	1	3.42
VANUATU	59	1	1.70	2	3.40	4	6.81	7	11.91
TOTAL IAP	1859	14	0.75	9	0.48	33	1.78	56	3.01

Notes

1.* Peace Corps posts opened or reopened in calendar year 2014: Kosovo, Mali, Timor-Leste

2.** Peace Corps posts suspended or closed in calendar year 2014: Azerbaijan, Guinea, Kenya, Liberia, Niger, Sierra Leone, Ukraine

Appendix E1: Global, Regional, and Post Crime Numbers and Rates (2014)

Physical Assault Numbers and Incidence Rates (2014)

Global

All Posts of Service	VT Years	Kidnapping		Aggravated Assault		Physical Assault		All Physical Assault	
		Number	Rate	Number	Rate	Number	Rate	Number	Rate
	6622	3	0.05	22	0.33	86	1.30	111	1.68

Africa Region

Post of Service	VT Years	Kidnapping		Aggravated Assault		Physical Assault		All Physical Assault	
		Number	Rate	Number	Rate	Number	Rate	Number	Rate
BENIN	121	0	0.00	0	0.00	1	0.83	1	0.83
BOTSWANA	133	1	0.75	0	0.00	2	1.51	3	2.26
BURKINA FASO	109	0	0.00	0	0.00	0	0.00	0	0.00
CAMEROON	178	0	0.00	0	0.00	3	1.69	3	1.69
ETHIOPIA	222	0	0.00	5	2.25	8	3.60	13	5.85
GHANA	125	0	0.00	0	0.00	0	0.00	0	0.00
GUINEA**	79	0	0.00	0	0.00	0	0.00	0	0.00
KENYA**	42	0	0.00	0	0.00	0	0.00	0	0.00
LESOTHO	89	0	0.00	0	0.00	0	0.00	0	0.00
LIBERIA**	68	0	0.00	2	2.93	0	0.00	2	2.93
MADAGASCAR	142	0	0.00	1	0.71	1	0.71	2	1.41
MALAWI	129	0	0.00	1	0.77	1	0.77	2	1.55
MALI*	3	0	0.00	0	0.00	0	0.00	0	0.00
MOZAMBIQUE	171	0	0.00	1	0.58	0	0.00	1	0.58
NAMIBIA	116	0	0.00	0	0.00	2	1.72	2	1.72
RWANDA	104	0	0.00	0	0.00	2	1.92	2	1.92
SENEGAL	234	0	0.00	0	0.00	1	0.43	1	0.43
SIERRA LEONE**	69	0	0.00	0	0.00	0	0.00	0	0.00
SOUTH AFRICA	129	0	0.00	0	0.00	5	3.88	5	3.88
SWAZILAND	77	0	0.00	0	0.00	0	0.00	0	0.00
TANZANIA	174	0	0.00	5	2.87	0	0.00	5	2.87
THE GAMBIA	82	0	0.00	0	0.00	0	0.00	0	0.00
TOGO	78	0	0.00	0	0.00	2	2.55	2	2.55
UGANDA	162	1	0.62	0	0.00	3	1.85	4	2.47
ZAMBIA	246	1	0.41	0	0.00	2	0.81	3	1.22
TOTAL AFRICA	3081	3	0.10	15	0.49	33	1.07	51	1.66

Notes

1.* Peace Corps posts opened or reopened in calendar year 2014: Kosovo, Mali, Timor-Leste

2.** Peace Corps posts suspended or closed in calendar year 2014: Azerbaijan, Guinea, Kenya, Liberia, Niger, Sierra Leone, Ukraine

Appendix E1: Global, Regional, and Post Crime Numbers and Rates (2014)

Physical Assault Numbers and Incidence Rates (2014) (cont'd)

Global

All Posts of Service	VT Years	Kidnapping		Aggravated Assault		Physical Assault		All Physical Assault	
		Number	Rate	Number	Rate	Number	Rate	Number	Rate
	6622	3	0.05	22	0.33	86	1.30	111	1.68

EMA Region

Post of Service	VT Years	Kidnapping		Aggravated Assault		Physical Assault		All Physical Assault	
		Number	Rate	Number	Rate	Number	Rate	Number	Rate
ALBANIA	83	0	0.00	0	0.00	6	7.21	6	7.21
ARMENIA	64	0	0.00	0	0.00	6	9.34	6	9.34
AZERBAIJAN**	57	0	0.00	1	1.75	3	5.25	4	6.99
CAMBODIA	92	0	0.00	0	0.00	1	1.09	1	1.09
CHINA	151	0	0.00	0	0.00	2	1.32	2	1.32
GEORGIA	90	0	0.00	2	2.22	2	2.22	4	4.45
INDONESIA	114	0	0.00	0	0.00	1	0.88	1	0.88
JORDAN	31	0	0.00	0	0.00	3	9.66	3	9.66
KOSOVO	15	0	0.00	0	0.00	1	6.72	1	6.72
KYRGYZ REPUBLIC	81	0	0.00	1	1.24	5	6.21	6	7.45
MACEDONIA	84	0	0.00	0	0.00	2	2.38	2	2.38
MOLDOVA	120	0	0.00	0	0.00	0	0.00	0	0.00
MONGOLIA	129	0	0.00	0	0.00	3	2.33	3	2.33
MOROCCO	215	0	0.00	0	0.00	2	0.93	2	0.93
NEPAL	46	0	0.00	0	0.00	0	0.00	0	0.00
PHILIPPINES	146	0	0.00	0	0.00	0	0.00	0	0.00
THAILAND	99	0	0.00	0	0.00	0	0.00	0	0.00
UKRAINE**	66	0	0.00	0	0.00	0	0.00	0	0.00
TOTAL EMA	1682	0	0.00	4	0.24	37	2.20	41	2.44

Notes

1.* Peace Corps posts opened or reopened in calendar year 2014: Kosovo, Mali, Timor-Leste

2.** Peace Corps posts suspended or closed in calendar year 2014: Azerbaijan, Guinea, Kenya, Liberia, Niger, Sierra Leone, Ukraine

Appendix E1: Global, Regional, and Post Crime Numbers and Rates (2014)

Physical Assault Numbers and Incidence Rates (2014) (cont'd)

Global

All Posts of Service	VT Years	Kidnapping		Aggravated Assault		Physical Assault		All Physical Assault	
		Number	Rate	Number	Rate	Number	Rate	Number	Rate
	6622	3	0.05	22	0.33	86	1.30	111	1.68

IAP Region

Post of Service	VT Years	Kidnapping		Aggravated Assault		Physical Assault		All Physical Assault	
		Number	Rate	Number	Rate	Number	Rate	Number	Rate
BELIZE	25	0	0.00	0	0.00	0	0.00	0	0.00
COLOMBIA	63	0	0.00	0	0.00	0	0.00	0	0.00
COSTA RICA	127	0	0.00	1	0.79	2	1.57	3	2.36
DOMINICAN REPUBLIC	161	0	0.00	0	0.00	1	0.62	1	0.62
EASTERN CARIBBEAN	57	0	0.00	0	0.00	1	1.76	1	1.76
ECUADOR	118	0	0.00	0	0.00	0	0.00	0	0.00
EL SALVADOR	48	0	0.00	0	0.00	0	0.00	0	0.00
FIJI	47	0	0.00	0	0.00	1	2.12	1	2.12
GUATEMALA	102	0	0.00	1	0.98	2	1.96	3	2.95
GUYANA	58	0	0.00	0	0.00	1	1.74	1	1.74
JAMAICA	56	0	0.00	0	0.00	0	0.00	0	0.00
MEXICO	69	0	0.00	0	0.00	1	1.46	1	1.46
MICRONESIA	39	0	0.00	0	0.00	2	5.19	2	5.19
NICARAGUA	156	0	0.00	0	0.00	1	0.64	1	0.64
PANAMA	210	0	0.00	0	0.00	0	0.00	0	0.00
PARAGUAY	204	0	0.00	0	0.00	1	0.49	1	0.49
PERU	206	0	0.00	0	0.00	0	0.00	0	0.00
SAMOA	25	0	0.00	0	0.00	0	0.00	0	0.00
TONGA	29	0	0.00	1	3.42	0	0.00	1	3.42
VANUATU	59	0	0.00	0	0.00	3	5.11	3	5.11
TOTAL IAP	1859	0	0.00	3	0.16	16	0.86	19	1.02

Notes

1.* Peace Corps posts opened or reopened in calendar year 2014: Kosovo, Mali, Timor-Leste

2.** Peace Corps posts suspended or closed in calendar year 2014: Azerbaijan, Guinea, Kenya, Liberia, Niger, Sierra Leone, Ukraine

Appendix E1: Global, Regional, and Post Crime Numbers and Rates (2014)

Threat and Stalking Numbers and Incidence Rates (2014)

Global

All Posts of Service	VT Years	Threat	
		Number	Rate
	6622	41	0.62

VT Years	Stalking	
	Number	Rate
6622	52	0.79

Africa Region

Post of Service	VT Years	Threat	
		Number	Rate
BENIN	121	0	0.00
BOTSWANA	133	0	0.00
BURKINA FASO	109	0	0.00
CAMEROON	178	0	0.00
ETHIOPIA	222	0	0.00
GHANA	125	1	0.80
GUINEA**	79	0	0.00
KENYA**	42	0	0.00
LESOTHO	89	0	0.00
LIBERIA**	68	0	0.00
MADAGASCAR	142	1	0.71
MALAWI	129	0	0.00
MALI*	3	0	0.00
MOZAMBIQUE	171	0	0.00
NAMIBIA	116	2	1.72
RWANDA	104	0	0.00
SENEGAL	234	0	0.00
SIERRA LEONE**	69	1	1.44
SOUTH AFRICA	129	2	1.55
SWAZILAND	77	0	0.00
TANZANIA	174	0	0.00
THE GAMBIA	82	2	2.45
TOGO	78	0	0.00
UGANDA	162	2	1.23
ZAMBIA	246	1	0.41
TOTAL AFRICA	3081	12	0.39

VT Years	Stalking	
	Number	Rate
121	2	1.66
133	0	0.00
109	0	0.00
178	1	0.56
222	2	0.90
125	0	0.00
79	0	0.00
42	0	0.00
89	0	0.00
68	0	0.00
142	2	1.41
129	0	0.00
3	0	0.00
171	2	1.17
116	0	0.00
104.22	1	0.96
234	0	0.00
69.30	0	0.00
129	1	0.78
76.77	0	0.00
174	0	0.00
81.60	0	0.00
78	0	0.00
162.04	4	2.47
246	5	2.03
3081	20	0.65

Notes

1.* Peace Corps posts opened or reopened in calendar year 2014: Kosovo, Mali, Timor-Leste

2.** Peace Corps posts suspended or closed in calendar year 2014: Azerbaijan, Guinea, Kenya, Liberia, Niger, Sierra Leone, Ukraine

Appendix E1: Global, Regional, and Post Crime Numbers and Rates (2014)

Threat and Stalking Numbers and Incidence Rates (2014) (cont'd)

Global

All Posts of Service	VT Years	Threat	
		Number	Rate
	6622	41	0.62

VT Years	Stalking	
	Number	Rate
6622	52	0.79

EMA Region

Post of Service	VT Years	Threat	
		Number	Rate
ALBANIA	83	1	1.20
ARMENIA	64	0	0.00
AZERBAIJAN**	57	1	1.75
CAMBODIA	92	0	0.00
CHINA	151	1	0.66
GEORGIA	90	1	1.11
INDONESIA	114	0	0.00
JORDAN	31	0	0.00
KOSOVO	15	0	0.00
KYRGYZ REPUBLIC	81	8	9.93
MACEDONIA	84	2	2.38
MOLDOVA	120	3	2.51
MONGOLIA	129	0	0.00
MOROCCO	215	0	0.00
NEPAL	46	0	0.00
PHILIPPINES	146	0	0.00
THAILAND	99	0	0.00
UKRAINE**	66	0	0.00
TOTAL EMA	1682	17	1.01

VT Years	Stalking	
	Number	Rate
83	1	1.20
64	1	1.56
57	0	0.00
92	1	1.09
151	0	0.00
90	1	1.11
114	0	0.00
31	0	0.00
15	1	6.72
81	3	3.72
84	0	0.00
120	3	2.51
129	3	2.33
215	2	0.93
46	2	4.37
146	0	0.00
99	0	0.00
65.92	0	0.00
1682	18	1.07

Notes

1.* Peace Corps posts opened or reopened in calendar year 2014: Kosovo, Mali, Timor-Leste

2.** Peace Corps posts suspended or closed in calendar year 2014: Azerbaijan, Guinea, Kenya, Liberia, Niger, Sierra Leone, Ukraine

Appendix E1: Global, Regional, and Post Crime Numbers and Rates (2014)

Threat and Stalking Numbers and Incidence Rates (2014) (cont'd)

Global

All Posts of Service	VT Years	Threat	
		Number	Rate
	6622	41	0.62

VT Years	Stalking	
	Number	Rate
6622	52	0.79

IAP Region

Post of Service	VT Years	Threat	
		Number	Rate
BELIZE	25	0	0.00
COLOMBIA	63	0	0.00
COSTA RICA	127	0	0.00
DOMINICAN REPUBLIC	161	0	0.00
EASTERN CARIBBEAN	57	2	3.52
ECUADOR	118	0	0.00
EL SALVADOR	48	0	0.00
FIJI	47	1	2.12
GUATEMALA	102	0	0.00
GUYANA	58	1	1.74
JAMAICA	56	1	1.78
MEXICO	69	1	1.46
MICRONESIA	39	0	0.00
NICARAGUA	156	1	0.64
PANAMA	210	0	0.00
PARAGUAY	204	0	0.00
PERU	206	0	0.00
SAMOA	25	3	11.79
TONGA	29	1	3.42
VANUATU	59	1	1.70
TOTAL IAP	1859	12	0.65

VT Years	Stalking	
	Number	Rate
25	0	0.00
63	0	0.00
127	2	1.57
161	2	1.24
57	0	0.00
118	1	0.84
48	0	0.00
47	0	0.00
102	3	2.95
58	1	1.74
56	0	0.00
69	1	1.46
39	1	2.59
156	1	0.64
210	1	0.48
204	0	0.00
206	0	0.00
25	0	0.00
29	0	0.00
59	1	1.70
1859	14	0.75

Notes

1.* Peace Corps posts opened or reopened in calendar year 2014: Kosovo, Mali, Timor-Leste

2.** Peace Corps posts suspended or closed in calendar year 2014: Azerbaijan, Guinea, Kenya, Liberia, Niger, Sierra Leone, Ukraine

Appendix E1: Global, Regional, and Post Crime Numbers and Rates (2014)

Property Crime Numbers and Incidence Rates (2014)

Global

All Posts of Service	VT Years	Robbery		Burglary		Theft		Vandalism		All Property Crime	
		Number	Rate	Number	Rate	Number	Rate	Number	Rate	Number	Rate
	6622	139	2.10	278	4.20	618	9.33	9	0.14	1044	15.77

Africa Region

Post of Service	VT Years	Robbery		Burglary		Theft		Vandalism		All Property Crime	
		Number	Rate	Number	Rate	Number	Rate	Number	Rate	Number	Rate
BENIN	121	0	0.00	5	4.15	8	6.64	0	0.00	13	10.78
BOTSWANA	133	2	1.51	13	9.79	6	4.52	0	0.00	21	15.82
BURKINA FASO	109	1	0.92	5	4.59	13	11.95	1	0.92	20	18.38
CAMEROON	178	2	1.13	6	3.38	18	10.13	0	0.00	26	14.64
ETHIOPIA	222	0	0.00	6	2.70	13	5.85	0	0.00	19	8.55
GHANA	125	4	3.20	4	3.20	7	5.60	0	0.00	15	12.00
GUINEA**	79	0	0.00	1	1.27	4	5.08	0	0.00	5	6.36
KENYA**	42	0	0.00	2	4.77	6	14.30	0	0.00	8	19.07
LESOTHO	89	1	1.12	1	1.12	9	10.07	0	0.00	11	12.30
LIBERIA**	68	2	2.93	11	16.14	5	7.34	0	0.00	18	26.41
MADAGASCAR	142	3	2.12	12	8.48	33	23.32	0	0.00	48	33.91
MALAWI	129	5	3.86	10	7.73	14	10.82	2	1.55	31	23.95
MALI*	3	0	0.00	0	0.00	0	0.00	0	0.00	0	0.00
MOZAMBIQUE	171	6	3.51	9	5.26	11	6.43	0	0.00	26	15.19
NAMIBIA	116	3	2.58	9	7.73	8	6.87	0	0.00	20	17.18
RWANDA	104	0	0.00	27	25.91	19	18.23	0	0.00	46	44.14
SENEGAL	234	5	2.14	10	4.28	10	4.28	0	0.00	25	10.69
SIERRA LEONE**	69	1	1.44	8	11.54	14	20.20	0	0.00	23	33.19
SOUTH AFRICA	129	5	3.88	8	6.20	15	11.63	0	0.00	28	21.71
SWAZILAND	77	0	0.00	0	0.00	1	1.30	0	0.00	1	1.30
TANZANIA	174	5	2.87	8	4.59	8	4.59	1	0.57	22	12.63
THE GAMBIA	82	1	1.23	3	3.68	11	13.48	0	0.00	15	18.38
TOGO	78	1	1.27	2	2.55	1	1.27	0	0.00	4	5.10
UGANDA	162	5	3.09	12	7.41	27	16.66	0	0.00	44	27.15
ZAMBIA	246	3	1.22	12	4.88	17	6.92	1	0.41	33	13.43
TOTAL AFRICA	3081	55	1.78	184	5.97	278	9.02	5	0.16	522	16.94

Notes

1.* Peace Corps posts opened or reopened in calendar year 2014: Kosovo, Mali, Timor-Leste

2.** Peace Corps posts suspended or closed in calendar year 2014: Azerbaijan, Guinea, Kenya, Liberia, Niger, Sierra Leone, Ukraine

Appendix E1: Global, Regional, and Post Crime Numbers and Rates (2014)

Property Crime Numbers and Incidence Rates (2014) (cont'd)

Global

All Posts of Service	VT Years	Robbery		Burglary		Theft		Vandalism		All Property Crime	
		Number	Rate	Number	Rate	Number	Rate	Number	Rate	Number	Rate
	6622	139	2.10	278	4.20	618	9.33	9	0.14	1044	15.77

EMA Region

Post of Service	VT Years	Robbery		Burglary		Theft		Vandalism		All Property Crime	
		Number	Rate	Number	Rate	Number	Rate	Number	Rate	Number	Rate
ALBANIA	83	1	1.20	2	2.40	4	4.81	0	0.00	7	8.42
ARMENIA	64	0	0.00	1	1.56	2	3.11	0	0.00	3	4.67
AZERBAIJAN**	57	0	0.00	0	0.00	4	6.99	0	0.00	4	6.99
CAMBODIA	92	0	0.00	0	0.00	13	14.15	0	0.00	13	14.15
CHINA	151	0	0.00	1	0.66	11	7.28	0	0.00	12	7.94
GEORGIA	90	0	0.00	0	0.00	3	3.33	0	0.00	3	3.33
INDONESIA	114	0	0.00	2	1.76	14	12.32	1	0.88	17	14.96
JORDAN	31	0	0.00	0	0.00	5	16.10	0	0.00	5	16.10
KOSOVO	15	0	0.00	0	0.00	2	13.43	0	0.00	0	0.00
KYRGYZ REPUBLIC	81	2	2.48	0	0.00	10	12.41	0	0.00	12	14.90
MACEDONIA	84	0	0.00	1	1.19	6	7.15	0	0.00	7	8.34
MOLDOVA	120	0	0.00	0	0.00	6	5.02	0	0.00	6	5.02
MONGOLIA	129	2	1.55	2	1.55	11	8.55	0	0.00	15	11.66
MOROCCO	215	4	1.86	3	1.40	23	10.71	0	0.00	30	13.97
NEPAL	46	0	0.00	0	0.00	0	0.00	0	0.00	0	0.00
PHILIPPINES	146	6	4.10	3	2.05	12	8.19	0	0.00	21	14.34
THAILAND	99	0	0.00	0	0.00	0	0.00	0	0.00	0	0.00
UKRAINE**	66	0	0.00	0	0.00	0	0.00	0	0.00	0	0
TOTAL EMA	1682	15	0.89	15	0.89	126	7.49	1	0.06	157	9.33

Notes

1.* Peace Corps posts opened or reopened in calendar year 2014: Kosovo, Mali, Timor-Leste

2.** Peace Corps posts suspended or closed in calendar year 2014: Azerbaijan, Guinea, Kenya, Liberia, Niger, Sierra Leone, Ukraine

Appendix E1: Global, Regional, and Post Crime Numbers and Rates (2014)

Property Crime Numbers and Incidence Rates (2014) (cont'd)

Global

All Posts of Service	VT Years	Robbery		Burglary		Theft		Vandalism		All Property Crime	
		Number	Rate	Number	Rate	Number	Rate	Number	Rate	Number	Rate
	6622	139	2.10	278	4.20	618	9.33	9	0.14	1044	15.77

IAP Region

Post of Service	VT Years	Robbery		Burglary		Theft		Vandalism		All Property Crime	
		Number	Rate	Number	Rate	Number	Rate	Number	Rate	Number	Rate
BELIZE	25	0	0.00	1	3.99	2	7.98	0	0.00	3	11.98
COLOMBIA	63	15	23.71	0	0.00	12	18.97	0	0.00	27	42.69
COSTA RICA	127	7	5.51	11	8.66	10	7.87	0	0.00	28	22.05
DOMINICAN REPUBLIC	161	7	4.34	12	7.45	16	9.93	0	0.00	35	21.72
EASTERN CARIBBEAN	57	4	7.04	4	7.04	5	8.80	0	0.00	13	22.89
ECUADOR	118	7	5.91	4	3.38	4	3.38	0	0.00	15	12.66
EL SALVADOR	48	0	0.00	0	0.00	5	10.35	0	0.00	5	10.35
FIJI	47	1	2.12	7	14.83	16	33.89	0	0.00	24	50.83
GUATEMALA	102	3	2.95	2	1.96	29	28.49	0	0.00	34	33.40
GUYANA	58	1	1.74	2	3.47	13	22.58	0	0.00	16	27.79
JAMAICA	56	1	1.78	2	3.56	6	10.69	0	0.00	9	16.04
MEXICO	69	0	0.00	0	0.00	5	7.30	0	0.00	5	7.30
MICRONESIA	39	0	0.00	1	2.59	4	10.37	0	0.00	5	12.97
NICARAGUA	156	6	3.85	1	0.64	20	12.83	1	0.64	28	17.96
PANAMA	210	4	1.90	18	8.56	15	7.13	0	0.00	37	17.60
PARAGUAY	204	6	2.95	7	3.44	18	8.84	1	0.49	32	15.71
PERU	206	7	3.40	1	0.49	20	9.72	0	0.00	28	13.60
SAMOA	25	0	0.00	1	3.93	6	23.59	0	0.00	7	27.52
TONGA	29	0	0.00	2	6.84	2	6.84	1	3.42	5	17.10
VANUATU	59	0	0.00	3	5.11	6	10.21	0	0.00	9	15.32
TOTAL IAP	1859	69	3.71	79	4.25	214	11.51	3	0.16	365	19.64

Notes

1.* Peace Corps posts opened or reopened in calendar year 2014: Kosovo, Mali, Timor-Leste

2.** Peace Corps posts suspended or closed in calendar year 2014: Azerbaijan, Guinea, Kenya, Liberia, Niger, Sierra Leone, Ukraine

Appendix E2: Global, Regional, and Post Crime Numbers and Rates (2014)

Sexual Assault Numbers and Incidence Rates (2014) Female Only

Global

All Posts of Service	VT Years	Rape		Aggravated Sexual Assault		Sexual Assault		All Sexual Assault	
		Number	Rate	Number	Rate	Number	Rate	Number	Rate
	4168	43	1.03	25	0.60	156	3.74	224	5.37

Africa Region

Post of Service	VT Years	Rape		Aggravated Sexual Assault		Sexual Assault		All Sexual Assault	
		Number	Rate	Number	Rate	Number	Rate	Number	Rate
BENIN	79	0	0.00	0	0.00	1	1.26	1	1.26
BOTSWANA	106	0	0.00	0	0.00	0	0.00	0	0.00
BURKINA FASO	68	2	2.95	1	1.47	3	4.42	6	8.85
CAMEROON	109	4	3.65	1	0.91	4	3.65	9	8.22
ETHIOPIA	150	1	0.67	0	0.00	15	10.03	16	10.70
GHANA	76	1	1.32	0	0.00	2	2.64	3	3.96
GUINEA**	50	0	0.00	0	0.00	0	0.00	0	0.00
KENYA**	28	0	0.00	0	0.00	0	0.00	0	0.00
LESOTHO	55	0	0.00	0	0.00	0	0.00	0	0.00
LIBERIA**	36	0	0.00	0	0.00	0	0.00	0	0.00
MADAGASCAR	87	1	1.15	1	1.15	0	0.00	2	2.30
MALAWI	83	2	2.41	0	0.00	3	3.62	5	6.04
MALI*	1	0	0.00	0	0.00	0	0.00	0	0.00
MOZAMBIQUE	114	4	3.50	0	0.00	1	0.87	5	4.37
NAMIBIA	73	1	1.38	1	1.38	1	1.38	3	4.14
RWANDA	65	3	4.59	1	1.53	4	6.12	8	12.24
SENEGAL	160	1	0.63	0	0.00	2	1.25	3	1.88
SIERRA LEONE**	32	0	0.00	0	0.00	0	0.00	0	0.00
SOUTH AFRICA	91	1	1.10	2	2.20	2	2.20	5	5.49
SWAZILAND	60	1	1.67	0	0.00	0	0.00	1	1.67
TANZANIA	97	1	1.03	0	0.00	4	4.11	5	5.14
THE GAMBIA	50	0	0.00	0	0.00	1	2.00	1	2.00
TOGO	50	0	0.00	0	0.00	0	0.00	0	0.00
UGANDA	98	0	0.00	3	3.07	4	4.09	7	7.16
ZAMBIA	139	1	0.72	1	0.72	4	2.87	6	4.31
TOTAL AFRICA	1957	24	1.23	11	0.56	51	2.61	86	4.39

Notes

1.* Peace Corps posts opened or reopened in calendar year 2014: Kosovo, Mali, Timor-Leste

2.** Peace Corps posts suspended or closed in calendar year 2014: Azerbaijan, Guinea, Kenya, Liberia, Niger, Sierra Leone, Ukraine

Appendix E2: Global, Regional, and Post Crime Numbers and Rates (2014)

Sexual Assault Numbers and Incidence Rates (2014) Female Only (cont'd)

Global

All Posts of Service	VT Years	Rape		Aggravated Sexual Assault		Sexual Assault		All Sexual Assault	
		Number	Rate	Number	Rate	Number	Rate	Number	Rate
	4168	43	1.03	25	0.60	156	3.74	224	5.37

EMA Region

Post of Service	VT Years	Rape		Aggravated Sexual Assault		Sexual Assault		All Sexual Assault	
		Number	Rate	Number	Rate	Number	Rate	Number	Rate
ALBANIA	44	0	0.00	1	2.28	5	11.42	6	13.70
ARMENIA	43	0	0.00	0	0.00	3	7.04	3	7.04
AZERBAIJAN**	34	1	2.92	0	0.00	5	14.59	6	17.51
CAMBODIA	61	0	0.00	1	1.64	0	0.00	1	1.64
CHINA	77	0	0.00	0	0.00	1	1.30	1	1.30
GEORGIA	50	0	0.00	0	0.00	1	2.01	1	2.01
INDONESIA	73	1	1.37	0	0.00	13	17.78	14	19.14
JORDAN	22	0	0.00	1	4.60	0	0.00	1	4.60
KOSOVO	9	0	0.00	0	0.00	1	11.63	1	11.63
KYRGYZ REPUBLIC	43	0	0.00	1	2.31	8	18.45	9	20.75
MACEDONIA	50	0	0.00	0	0.00	3	5.96	3	5.96
MOLDOVA	75	1	1.33	0	0.00	8	10.61	9	11.93
MONGOLIA	68	2	2.95	0	0.00	8	11.81	10	14.76
MOROCCO	127	0	0.00	0	0.00	15	11.86	15	11.86
NEPAL	25	0	0.00	0	0.00	0	0.00	0	0.00
PHILIPPINES	97	2	2.05	0	0.00	1	1.03	3	3.08
THAILAND	66	0	0.00	1	1.52	2	3.04	3	4.56
UKRAINE**	41	0	0.00	0	0.00	1	2.45	1	2.45
TOTAL EMA	1004	7	0.70	5	0.50	75	7.47	87	8.67

Notes

1. * Peace Corps posts opened or reopened in calendar year 2014: Kosovo, Mali, Timor-Leste

2. ** Peace Corps posts suspended or closed in calendar year 2014: Azerbaijan, Guinea, Kenya, Liberia, Niger, Sierra Leone, Ukraine

Appendix E2: Global, Regional, and Post Crime Numbers and Rates (2014)

Sexual Assault Numbers and Incidence Rates (2014) Female Only (cont'd)

Global

All Posts of Service	VT Years	Rape		Aggravated Sexual Assault		Sexual Assault		All Sexual Assault	
		Number	Rate	Number	Rate	Number	Rate	Number	Rate
	4168	43	1.03	25	0.60	156	3.74	224	5.37

IAP Region

Post of Service	VT Years	Rape		Aggravated Sexual Assault		Sexual Assault		All Sexual Assault	
		Number	Rate	Number	Rate	Number	Rate	Number	Rate
BELIZE	18	0	0.00	0	0.00	0	0.00	0	0.00
COLOMBIA	48	0	0.00	0	0.00	0	0.00	0	0.00
COSTA RICA	77	1	1.30	0	0.00	0	0.00	1	1.30
DOMINICAN REPUBLIC	109	2	1.84	0	0.00	2	1.84	4	3.69
EASTERN CARIBBEAN	39	0	0.00	0	0.00	1	2.57	1	2.57
ECUADOR	77	1	1.31	0	0.00	4	5.22	5	6.53
EL SALVADOR	33	0	0.00	0	0.00	2	6.08	2	6.08
FIJI	32	1	3.11	1	3.11	2	6.21	4	12.43
GUATEMALA	80	3	3.76	0	0.00	3	3.76	6	7.52
GUYANA	36	0	0.00	0	0.00	0	0.00	0	0.00
JAMAICA	39	0	0.00	0	0.00	0	0.00	0	0.00
MEXICO	39	0	0.00	1	2.58	2	5.15	3	7.73
MICRONESIA	27	0	0.00	1	3.73	0	0.00	1	3.73
NICARAGUA	102	1	0.98	1	0.98	1	0.98	3	2.94
PANAMA	124	0	0.00	2	1.61	0	0.00	2	1.61
PARAGUAY	122	0	0.00	1	0.82	5	4.10	6	4.91
PERU	132	1	0.76	0	0.00	3	2.28	4	3.04
SAMOA	16	1	6.17	0	0.00	0	0.00	1	6.17
TONGA	22	0	0.00	0	0.00	1	4.49	1	4.49
VANUATU	37	1	2.73	2	5.46	4	10.93	7	19.12
TOTAL IAP	1207	12	0.99	9	0.75	30	2.49	51	4.23

Notes

1.* Peace Corps posts opened or reopened in calendar year 2014: Kosovo, Mali, Timor-Leste

2.** Peace Corps posts suspended or closed in calendar year 2014: Azerbaijan, Guinea, Kenya, Liberia, Niger, Sierra Leone, Ukraine

Appendix E2: Global, Regional, and Post Crime Numbers and Rates (2014)

Physical Assault Numbers and Incidence Rates (2014) Female Only

Global

All Posts of Service	VT Years	Kidnapping		Aggravated Assault		Physical Assault		All Physical Assault	
		Number	Rate	Number	Rate	Number	Rate	Number	Rate
	4168	2	0.05	12	0.29	67	1.61	81	1.94

Africa Region

Post of Service	VT Years	Kidnapping		Aggravated Assault		Physical Assault		All Physical Assault	
		Number	Rate	Number	Rate	Number	Rate	Number	Rate
BENIN	79	0	0.00	0	0.00	1	1.26	1	1.26
BOTSWANA	106	1	0.94	0	0.00	2	1.88	3	2.82
BURKINA FASO	68	0	0.00	0	0.00	0	0.00	0	0.00
CAMEROON	109	0	0.00	0	0.00	3	2.74	3	2.74
ETHIOPIA	150	0	0.00	1	0.67	8	5.35	9	6.02
GHANA	76	0	0.00	0	0.00	0	0.00	0	0.00
GUINEA**	50	0	0.00	0	0.00	0	0.00	0	0.00
KENYA**	28	0	0.00	0	0.00	0	0.00	0	0.00
LESOTHO	55	0	0.00	0	0.00	0	0.00	0	0.00
LIBERIA**	36	0	0.00	0	0.00	0	0.00	0	0.00
MADAGASCAR	87	0	0.00	0	0.00	1	1.15	1	1.15
MALAWI	83	0	0.00	1	1.21	0	0.00	1	1.21
MALI*	1	0	0.00	0	0.00	0	0.00	0	0.00
MOZAMBIQUE	114	0	0.00	1	0.87	0	0.00	1	0.87
NAMIBIA	73	0	0.00	0	0.00	2	2.76	2	2.76
RWANDA	65	0	0.00	0	0.00	2	3.06	2	3.06
SENEGAL	160	0	0.00	0	0.00	1	0.63	1	0.63
SIERRA LEONE**	32	0	0.00	0	0.00	0	0.00	0	0.00
SOUTH AFRICA	91	0	0.00	0	0.00	4	4.39	4	4.39
SWAZILAND	60	0	0.00	0	0.00	0	0.00	0	0.00
TANZANIA	97	0	0.00	3	3.08	0	0.00	3	3.08
THE GAMBIA	50	0	0.00	0	0.00	0	0.00	0	0.00
TOGO	50	0	0.00	0	0.00	1	1.99	1	1.99
UGANDA	98	1	1.02	0	0.00	3	3.07	4	4.09
ZAMBIA	139	0	0.00	0	0.00	1	0.72	1	0.72
TOTAL AFRICA	1957	2	0.10	6	0.31	29	1.48	37	1.89

Notes

1.* Peace Corps posts opened or reopened in calendar year 2014: Kosovo, Mali, Timor-Leste

2.** Peace Corps posts suspended or closed in calendar year 2014: Azerbaijan, Guinea, Kenya, Liberia, Niger, Sierra Leone, Ukraine

Appendix E2: Global, Regional, and Post Crime Numbers and Rates (2014)

Physical Assault Numbers and Incidence Rates (2014) Female Only (cont'd)

Global

All Posts of Service	VT Years	Kidnapping		Aggravated Assault		Physical Assault		All Physical Assault	
		Number	Rate	Number	Rate	Number	Rate	Number	Rate
	4168	2	0.05	12	0.29	67	1.61	81	1.94

EMA Region

Post of Service	VT Years	Kidnapping		Aggravated Assault		Physical Assault		All Physical Assault	
		Number	Rate	Number	Rate	Number	Rate	Number	Rate
ALBANIA	44	0	0.00	0	0.00	4	9.13	4	9.13
ARMENIA	43	0	0.00	0	0.00	6	14.09	6	14.09
AZERBAIJAN**	34	0	0.00	1	2.92	1	2.92	2	5.84
CAMBODIA	61	0	0.00	0	0.00	1	1.64	1	1.64
CHINA	77	0	0.00	0	0.00	0	0.00	0	0.00
GEORGIA	50	0	0.00	2	4.02	2	4.02	4	8.03
INDONESIA	73	0	0.00	0	0.00	1	1.37	1	1.37
JORDAN	22	0	0.00	0	0.00	3	13.79	3	13.79
KOSOVO	9	0	0.00	0	0.00	1	11.63	1	11.63
KYRGYZ REPUBLIC	43	0	0.00	0	0.00	2	4.61	2	4.61
MACEDONIA	50	0	0.00	0	0.00	1	1.99	1	1.99
MOLDOVA	75	0	0.00	0	0.00	0	0.00	0	0.00
MONGOLIA	68	0	0.00	0	0.00	2	2.95	2	2.95
MOROCCO	127	0	0.00	0	0.00	1	0.79	1	0.79
NEPAL	25	0	0.00	0	0.00	0	0.00	0	0.00
PHILIPPINES	97	0	0.00	0	0.00	0	0.00	0	0.00
THAILAND	66	0	0.00	0	0.00	0	0.00	0	0.00
UKRAINE**	41	0	0.00	0	0.00	0	0.00	0	0.00
TOTAL EMA	1004	0	0.00	3	0.30	25	2.49	28	2.79

Notes

1. * Peace Corps posts opened or reopened in calendar year 2014: Kosovo, Mali, Timor-Leste

2. ** Peace Corps posts suspended or closed in calendar year 2014: Azerbaijan, Guinea, Kenya, Liberia, Niger, Sierra Leone, Ukraine

Appendix E2: Global, Regional, and Post Crime Numbers and Rates (2014)

Physical Assault Numbers and Incidence Rates (2014) Female Only (cont'd)

Global

All Posts of Service	VT Years	Kidnapping		Aggravated Assault		Physical Assault		All Physical Assault	
		Number	Rate	Number	Rate	Number	Rate	Number	Rate
	4168	2	0.05	12	0.29	67	1.61	81	1.94

IAP Region

Post of Service	VT Years	Kidnapping		Aggravated Assault		Physical Assault		All Physical Assault	
		Number	Rate	Number	Rate	Number	Rate	Number	Rate
BELIZE	18	0	0.00	0	0.00	0	0.00	0	0.00
COLOMBIA	48	0	0.00	0	0.00	0	0.00	0	0.00
COSTA RICA	77	0	0.00	1	1.30	2	2.60	3	3.90
DOMINICAN REPUBLIC	109	0	0.00	0	0.00	1	0.92	1	0.92
EASTERN CARIBBEAN	39	0	0.00	0	0.00	0	0.00	0	0.00
ECUADOR	77	0	0.00	0	0.00	0	0.00	0	0.00
EL SALVADOR	33	0	0.00	0	0.00	0	0.00	0	0.00
FIJI	32	0	0.00	0	0.00	1	3.11	1	3.11
GUATEMALA	80	0	0.00	1	1.25	2	2.51	3	3.76
GUYANA	36	0	0.00	0	0.00	1	2.78	1	2.78
JAMAICA	39	0	0.00	0	0.00	0	0.00	0	0.00
MEXICO	39	0	0.00	0	0.00	1	2.58	1	2.58
MICRONESIA	27	0	0.00	0	0.00	2	7.46	2	7.46
NICARAGUA	102	0	0.00	0	0.00	0	0.00	0	0.00
PANAMA	124	0	0.00	0	0.00	0	0.00	0	0.00
PARAGUAY	122	0	0.00	0	0.00	1	0.82	1	0.82
PERU	132	0	0.00	0	0.00	0	0.00	0	0.00
SAMOA	16	0	0.00	0	0.00	0	0.00	0	0.00
TONGA	22	0	0.00	1	4.49	0	0.00	1	4.49
VANUATU	37	0	0.00	0	0.00	2	5.46	2	5.46
TOTAL IAP	1207	0	0.00	3	0.25	13	1.08	16	1.33

Notes

1. * Peace Corps posts opened or reopened in calendar year 2014: Kosovo, Mali, Timor-Leste

2. ** Peace Corps posts suspended or closed in calendar year 2014: Azerbaijan, Guinea, Kenya, Liberia, Niger, Sierra Leone, Ukraine

Appendix E2: Global, Regional, and Post Crime Numbers and Rates (2014)

Threat and Stalking Numbers and Incidence Rates Female Only (2014)

Global

All Posts of Service	VT Years	Threat	
		Number	Rate
	4168	24	0.58

VT Years	Stalking	
	Number	Rate
4168	45	1.08

Africa Region

Post of Service	VT Years	Threat	
		Number	Rate
BENIN	79	0	0.00
BOTSWANA	106	0	0.00
BURKINA FASO	68	0	0.00
CAMEROON	109	0	0.00
ETHIOPIA	150	0	0.00
GHANA	76	1	1.32
GUINEA**	50	0	0.00
KENYA**	28	0	0.00
LESOTHO	55	0	0.00
LIBERIA**	36	0	0.00
MADAGASCAR	87	0	0.00
MALAWI	83	0	0.00
MALI*	1	0	0.00
MOZAMBIQUE	114	0	0.00
NAMIBIA	73	1	1.38
RWANDA	65	0	0.00
SENEGAL	160	0	0.00
SIERRA LEONE**	32	1	3.11
SOUTH AFRICA	91	2	2.20
SWAZILAND	60	0	0.00
TANZANIA	97	0	0.00
THE GAMBIA	50	2	3.99
TOGO	50	0	0.00
UGANDA	98	0	0.00
ZAMBIA	139	0	0.00
TOTAL AFRICA	1957	7	0.36

VT Years	Stalking	
	Number	Rate
79	2	2.52
106	0	0.00
68	0	0.00
109	1	0.91
150	2	1.34
76	0	0.00
50	0	0.00
28	0	0.00
55	0	0.00
36	0	0.00
87	2	2.30
83	0	0.00
1	0	0.00
114	2	1.75
73	0	0.00
65	1	1.53
160	0	0.00
32	0	0.00
91	1	1.10
60	0	0.00
97	0	0.00
50	0	0.00
50	0	0.00
98	4	4.09
139	4	2.87
1957	19	0.97

Notes

1.* Peace Corps posts opened or reopened in calendar year 2014: Kosovo, Mali, Timor-Leste

2.** Peace Corps posts suspended or closed in calendar year 2014: Azerbaijan, Guinea, Kenya, Liberia, Niger, Sierra Leone, Ukraine

Appendix E2: Global, Regional, and Post Crime Numbers and Rates (2014)

Threat and Stalking Numbers and Incidence Rates Female Only (2014) (cont'd)

Global

All Posts of Service	VT Years	Threat	
		Number	Rate
	4168	24	0.58

VT Years	Stalking	
	Number	Rate
4168	45	1.08

EMA Region

Post of Service	VT Years	Threat	
		Number	Rate
ALBANIA	44	1	2.28
ARMENIA	43	0	0.00
AZERBAIJAN**	34	0	0.00
CAMBODIA	61	0	0.00
CHINA	77	0	0.00
GEORGIA	50	1	2.01
INDONESIA	73	0	0.00
JORDAN	22	0	0.00
KOSOVO	9	0	0.00
KYRGYZ REPUBLIC	43	5	11.53
MACEDONIA	50	1	1.99
MOLDOVA	75	2	2.65
MONGOLIA	68	0	0.00
MOROCCO	127	0	0.00
NEPAL	25	0	0.00
PHILIPPINES	97	0	0.00
THAILAND	66	0	0.00
UKRAINE**	41	0	0.00
TOTAL EMA	1004	10	1.00

VT Years	Stalking	
	Number	Rate
44	0	0.00
43	1	2.35
34	0	0.00
61	1	1.64
77	0	0.00
50	1	2.01
73	0	0.00
22	0	0.00
9	1	11.63
43	3	6.92
50	0	0.00
75	3	3.98
68	2	2.95
127	1	0.79
25	2	8.16
97	0	0.00
66	0	0.00
41	0	0.00
1004	15	1.49

Notes

1.* Peace Corps posts opened or reopened in calendar year 2014: Kosovo, Mali, Timor-Leste

2.** Peace Corps posts suspended or closed in calendar year 2014: Azerbaijan, Guinea, Kenya, Liberia, Niger, Sierra Leone, Ukraine

Appendix E2: Global, Regional, and Post Crime Numbers and Rates (2014)

Threat and Stalking Numbers and Incidence Rates Female Only (2014) (cont'd)

Global

All Posts of Service	VT Years	Threat	
		Number	Rate
	4168	24	0.58

VT Years	Stalking	
	Number	Rate
4168	45	1.08

IAP Region

Post of Service	VT Years	Threat	
		Number	Rate
BELIZE	18	0	0.00
COLOMBIA	48	0	0.00
COSTA RICA	77	0	0.00
DOMINICAN REPUBLIC	109	0	0.00
EASTERN CARIBBEAN	39	1	2.57
ECUADOR	77	0	0.00
EL SALVADOR	33	0	0.00
FIJI	32	0	0.00
GUATEMALA	80	0	0.00
GUYANA	36	0	0.00
JAMAICA	39	0	0.00
MEXICO	39	0	0.00
MICRONESIA	27	0	0.00
NICARAGUA	102	1	0.98
PANAMA	124	0	0.00
PARAGUAY	122	0	0.00
PERU	132	0	0.00
SAMOA	16	3	18.51
TONGA	22	1	4.49
VANUATU	37	1	2.73
TOTAL IAP	1207	7	0.58

VT Years	Stalking	
	Number	Rate
18	0	0.00
48	0	0.00
77	1	1.30
109	2	1.84
39	0	0.00
77	0	0.00
33	0	0.00
32	0	0.00
80	3	3.76
36	1	2.78
39	0	0.00
39	0	0.00
27	1	3.73
102	1	0.98
124	1	0.81
122	0	0.00
132	0	0.00
16	0	0.00
22	0	0.00
37	1	2.73
1207	11	0.91

Notes

1. * Peace Corps posts opened or reopened in calendar year 2014: Kosovo, Mali, Timor-Leste

2. ** Peace Corps posts suspended or closed in calendar year 2014: Azerbaijan, Guinea, Kenya, Liberia, Niger, Sierra Leone, Ukraine

Appendix E2: Global, Regional, and Post Crime Numbers and Rates (2014)

Property Crime Numbers and Incidence Rates (2014) Female Only

Global

All Posts of Service	VT Years	Robbery		Burglary		Theft		Vandalism		All Property Crime	
		Number	Rate	Number	Rate	Number	Rate	Number	Rate	Number	Rate
	4168	82	1.97	194	4.65	443	10.63	6	0.14	725	17.39

Africa Region

Post of Service	VT Years	Robbery		Burglary		Theft		Vandalism		All Property Crime	
		Number	Rate	Number	Rate	Number	Rate	Number	Rate	Number	Rate
BENIN	79	0	0.00	5	6.29	6	7.55	0	0.00	11	13.85
BOTSWANA	106	2	1.88	9	8.47	4	3.77	0	0.00	15	14.12
BURKINA FASO	68	1	1.47	5	7.37	9	13.27	1	1.47	16	23.60
CAMEROON	109	2	1.83	5	4.57	15	13.70	0	0.00	22	20.09
ETHIOPIA	150	0	0.00	5	3.34	8	5.35	0	0.00	13	8.70
GHANA	76	2	2.64	4	5.28	6	7.92	0	0.00	12	15.84
GUINEA**	50	0	0.00	0	0.00	3	6.04	0	0.00	3	6.04
KENYA**	28	0	0.00	1	3.64	4	14.54	0	0.00	5	18.18
LESOTHO	55	0	0.00	0	0.00	7	12.62	0	0.00	7	12.62
LIBERIA**	36	2	5.57	7	19.51	2	5.57	0	0.00	11	30.65
MADAGASCAR	87	2	2.30	9	10.37	25	28.81	0	0.00	36	41.49
MALAWI	83	4	4.83	6	7.24	9	10.86	0	0.00	19	22.94
MALI*	1	0	0.00	0	0.00	0	0.00	0	0.00	0	0.00
MOZAMBIQUE	114	5	4.37	8	7.00	7	6.12	0	0.00	20	17.50
NAMIBIA	73	0	0.00	6	8.28	6	8.28	0	0.00	12	16.55
RWANDA	65	0	0.00	15	22.95	14	21.42	0	0.00	29	44.38
SENEGAL	160	2	1.25	9	5.64	7	4.39	0	0.00	18	11.28
SIERRA LEONE**	32	1	3.11	1	3.11	9	28.02	0	0.00	11	34.25
SOUTH AFRICA	91	4	4.39	6	6.59	12	13.17	0	0.00	22	24.15
SWAZILAND	60	0	0.00	0	0.00	1	1.67	0	0.00	1	1.67
TANZANIA	97	3	3.08	6	6.17	5	5.14	1	1.03	15	15.41
THE GAMBIA	50	0	0.00	3	5.99	8	15.98	0	0.00	11	21.97
TOGO	50	1	1.99	2	3.98	0	0.00	0	0.00	3	5.97
UGANDA	98	4	4.09	8	8.18	15	15.33	0	0.00	27	27.60
ZAMBIA	139	1	0.72	7	5.02	14	10.05	1	0.72	23	16.51
TOTAL AFRICA	1957	36	1.84	127	6.49	196	10.02	3	0.15	362	18.50

Notes

1.* Peace Corps posts opened or reopened in calendar year 2014: Kosovo, Mali, Timor-Leste

2.** Peace Corps posts suspended or closed in calendar year 2014: Azerbaijan, Guinea, Kenya, Liberia, Niger, Sierra Leone, Ukraine

Appendix E2: Global, Regional, and Post Crime Numbers and Rates (2014)

Property Crime Numbers and Incidence Rates (2014) Female Only (cont'd)

Global

All Posts of Service	VT Years	Robbery		Burglary		Theft		Vandalism		All Property Crime	
		Number	Rate	Number	Rate	Number	Rate	Number	Rate	Number	Rate
	4168	82	1.97	194	4.65	443	10.63	6	0.14	725	17.39

EMA Region

Post of Service	VT Years	Robbery		Burglary		Theft		Vandalism		All Property Crime	
		Number	Rate	Number	Rate	Number	Rate	Number	Rate	Number	Rate
ALBANIA	44	0	0.00	2	4.57	4	9.13	0	0.00	6	13.70
ARMENIA	43	0	0.00	1	2.35	2	4.70	0	0.00	3	7.04
AZERBAIJAN**	34	0	0.00	0	0.00	3	8.75	0	0.00	3	8.75
CAMBODIA	61	0	0.00	0	0.00	9	14.76	0	0.00	9	14.76
CHINA	77	0	0.00	0	0.00	7	9.07	0	0.00	7	9.07
GEORGIA	50	0	0.00	0	0.00	3	6.02	0	0.00	3	6.02
INDONESIA	73	0	0.00	1	1.37	10	13.67	1	1.37	12	16.41
JORDAN	22	0	0.00	0	0.00	2	9.19	0	0.00	2	9.19
KOSOVO	9	0	0.00	0	0.00	2	23.26	0	0.00	0	0.00
KYRGYZ REPUBLIC	43	0	0.00	0	0.00	8	18.45	0	0.00	8	18.45
MACEDONIA	50	0	0.00	1	1.99	4	7.95	0	0.00	5	9.94
MOLDOVA	75	0	0.00	0	0.00	5	6.63	0	0.00	5	6.63
MONGOLIA	68	0	0.00	2	2.95	7	10.33	0	0.00	9	13.29
MOROCCO	127	1	0.79	2	1.58	13	10.28	0	0.00	16	12.65
NEPAL	25	0	0.00	0	0.00	0	0.00	0	0.00	0	0.00
PHILIPPINES	97	4	4.10	3	3.08	8	8.21	0	0.00	15	15.39
THAILAND	66	0	0.00	0	0.00	0	0.00	0	0.00	0	0.00
UKRAINE**	41	0	0.00	0	0.00	0	0.00	0	0.00	0	0.00
TOTAL EMA	1004	5	0.50	12	1.20	87	8.67	1	0.10	105	10.46

Notes

1.* Peace Corps posts opened or reopened in calendar year 2014: Kosovo, Mali, Timor-Leste

2.** Peace Corps posts suspended or closed in calendar year 2014: Azerbaijan, Guinea, Kenya, Liberia, Niger, Sierra Leone, Ukraine

Appendix E2: Global, Regional, and Post Crime Numbers and Rates (2014)

Property Crime Numbers and Incidence Rates (2014) Female Only (cont'd)

Global

All Posts of Service	VT Years	Robbery		Burglary		Theft		Vandalism		All Property Crime	
		Number	Rate	Number	Rate	Number	Rate	Number	Rate	Number	Rate
	4168	82	1.97	194	4.65	443	10.63	6	0.14	725	17.39

IAP Region

Post of Service	VT Years	Robbery		Burglary		Theft		Vandalism		All Property Crime	
		Number	Rate	Number	Rate	Number	Rate	Number	Rate	Number	Rate
BELIZE	18	0	0.00	1	5.58	2	11.16	0	0.00	3	16.74
COLOMBIA	48	11	23.10	0	0.00	11	23.10	0	0.00	22	46.20
COSTA RICA	77	3	3.90	3	3.90	5	6.49	0	0.00	11	14.29
DOMINICAN REPUBLIC	109	3	2.76	10	9.22	11	10.14	0	0.00	24	22.12
EASTERN CARIBBEAN	39	0	0.00	4	10.26	4	10.26	0	0.00	8	20.52
ECUADOR	77	5	6.53	3	3.92	3	3.92	0	0.00	11	14.36
EL SALVADOR	33	0	0.00	0	0.00	4	12.16	0	0.00	4	12.16
FIJI	32	0	0.00	6	18.64	16	49.71	0	0.00	22	68.35
GUATEMALA	80	3	3.76	1	1.25	26	32.57	0	0.00	30	37.59
GUYANA	36	0	0.00	2	5.56	12	33.35	0	0.00	14	38.90
JAMAICA	39	1	2.57	2	5.14	5	12.85	0	0.00	8	20.56
MEXICO	39	0	0.00	0	0.00	4	10.31	0	0.00	4	10.31
MICRONESIA	27	0	0.00	1	3.73	3	11.18	0	0.00	4	14.91
NICARAGUA	102	5	4.89	1	0.98	10	9.79	1	0.98	17	16.64
PANAMA	124	2	1.61	13	10.49	9	7.26	0	0.00	24	19.36
PARAGUAY	122	3	2.46	4	3.28	10	8.19	0	0.00	17	13.92
PERU	132	5	3.80	1	0.76	13	9.88	0	0.00	19	14.45
SAMOA	16	0	0.00	0	0.00	6	37.02	0	0.00	6	37.02
TONGA	22	0	0.00	1	4.49	2	8.98	1	4.49	4	17.95
VANUATU	37	0	0.00	2	5.46	4	10.93	0	0.00	6	16.39
TOTAL IAP	1207	41	3.40	55	4.56	160	13.26	2	0.17	258	21.38

Notes

1.* Peace Corps posts opened or reopened in calendar year 2014: Kosovo, Mali, Timor-Leste

2.** Peace Corps posts suspended or closed in calendar year 2014: Azerbaijan, Guinea, Kenya, Liberia, Niger, Sierra Leone, Ukraine

Appendix E3: Global, Regional, and Post Crime Numbers and Rates (2014)

Sexual Assault Numbers and Incidence Rates (2014)

Male Only

Global

All Posts of Service	VT Years	Rape		Aggravated Sexual Assault		Sexual Assault		All Sexual Assault	
		Number	Rate	Number	Rate	Number	Rate	Number	Rate
	2454	4	0.16	2	0.08	12	0.49	18	0.73

Africa Region

Post of Service	VT Years	Rape		Aggravated Sexual Assault		Sexual Assault		All Sexual Assault	
		Number	Rate	Number	Rate	Number	Rate	Number	Rate
BENIN	41	0	0.00	0	0.00	0	0.00	0	0.00
BOTSWANA	27	0	0.00	0	0.00	0	0.00	0	0.00
BURKINA FASO	41	0	0.00	0	0.00	0	0.00	0	0.00
CAMEROON	68	0	0.00	0	0.00	0	0.00	0	0.00
ETHIOPIA	73	0	0.00	0	0.00	0	0.00	0	0.00
GHANA	49	0	0.00	1	2.03	0	0.00	1	2.03
GUINEA**	29	0	0.00	0	0.00	0	0.00	0	0.00
KENYA**	14	0	0.00	0	0.00	1	6.92	1	6.92
LESOTHO	34	0	0.00	0	0.00	0	0.00	0	0.00
LIBERIA**	32	0	0.00	0	0.00	0	0.00	0	0.00
MADAGASCAR	55	0	0.00	0	0.00	0	0.00	0	0.00
MALAWI	47	0	0.00	0	0.00	0	0.00	0	0.00
MALI*	1	0	0.00	0	0.00	0	0.00	0	0.00
MOZAMBIQUE	57	0	0.00	0	0.00	0	0.00	0	0.00
NAMIBIA	44	0	0.00	0	0.00	0	0.00	0	0.00
RWANDA	39	0	0.00	0	0.00	0	0.00	0	0.00
SENEGAL	74	1	1.35	0	0.00	0	0.00	1	1.35
SIERRA LEONE**	37	0	0.00	0	0.00	0	0.00	0	0.00
SOUTH AFRICA	38	0	0.00	0	0.00	0	0.00	0	0.00
SWAZILAND	17	0	0.00	0	0.00	0	0.00	0	0.00
TANZANIA	77	0	0.00	0	0.00	0	0.00	0	0.00
THE GAMBIA	32	0	0.00	0	0.00	0	0.00	0	0.00
TOGO	28	0	0.00	0	0.00	0	0.00	0	0.00
UGANDA	64	0	0.00	1	1.56	0	0.00	1	1.56
ZAMBIA	106	0	0.00	0	0.00	0	0.00	0	0.00
TOTAL AFRICA	1124	1	0.09	2	0.18	1	0.09	4	0.36

Notes

1. * Peace Corps posts opened or reopened in calendar year 2014: Kosovo, Mali, Timor-Leste

2. ** Peace Corps posts suspended or closed in calendar year 2014: Azerbaijan, Guinea, Kenya, Liberia, Niger, Sierra Leone, Ukraine

Appendix E3: Global, Regional, and Post Crime Numbers and Rates (2014)

Sexual Assault Numbers and Incidence Rates (2014) Male Only (cont'd)

Global

All Posts of Service	VT Years	Rape		Aggravated Sexual Assault		Sexual Assault		All Sexual Assault	
		Number	Rate	Number	Rate	Number	Rate	Number	Rate
	2454	4	0.16	2	0.08	12	0.49	18	0.73

EMA Region

Post of Service	VT Years	Rape		Aggravated Sexual Assault		Sexual Assault		All Sexual Assault	
		Number	Rate	Number	Rate	Number	Rate	Number	Rate
ALBANIA	39	0	0.00	0	0.00	0	0.00	0	0.00
ARMENIA	22	0	0.00	0	0.00	0	0.00	0	0.00
AZERBAIJAN**	23	0	0.00	0	0.00	0	0.00	0	0.00
CAMBODIA	31	0	0.00	0	0.00	1	3.23	1	3.23
CHINA	74	0	0.00	0	0.00	0	0.00	0	0.00
GEORGIA	40	0	0.00	0	0.00	0	0.00	0	0.00
INDONESIA	41	0	0.00	0	0.00	0	0.00	0	0.00
JORDAN	9	0	0.00	0	0.00	0	0.00	0	0.00
KOSOVO	6	0	0.00	0	0.00	0	0.00	0	0.00
KYRGYZ REPUBLIC	37	0	0.00	0	0.00	0	0.00	0	0.00
MACEDONIA	34	0	0.00	0	0.00	0	0.00	0	0.00
MOLDOVA	44	0	0.00	0	0.00	1	2.26	1	2.26
MONGOLIA	61	0	0.00	0	0.00	1	1.64	1	1.64
MOROCCO	88	0	0.00	0	0.00	0	0.00	0	0.00
NEPAL	21	0	0.00	0	0.00	2	9.40	2	9.40
PHILIPPINES	49	1	2.04	0	0.00	2	4.08	3	6.13
THAILAND	33	0	0.00	0	0.00	1	3.01	1	3.01
UKRAINE**	25	0	0.00	0	0.00	0	0.00	0	0.00
TOTAL EMA	678	1	0.15	0	0.00	8	1.18	9	1.33

Notes

1. * Peace Corps posts opened or reopened in calendar year 2014: Kosovo, Mali, Timor-Leste

2. ** Peace Corps posts suspended or closed in calendar year 2014: Azerbaijan, Guinea, Kenya, Liberia, Niger, Sierra Leone, Ukraine

Appendix E3: Global, Regional, and Post Crime Numbers and Rates (2014)

Sexual Assault Numbers and Incidence Rates (2014) Male Only (cont'd)

Global

All Posts of Service	VT Years	Rape		Aggravated Sexual Assault		Sexual Assault		All Sexual Assault	
		Number	Rate	Number	Rate	Number	Rate	Number	Rate
	2454	4	0.16	2	0.08	12	0.49	18	0.73

IAP Region

Post of Service	VT Years	Rape		Aggravated Sexual Assault		Sexual Assault		All Sexual Assault	
		Number	Rate	Number	Rate	Number	Rate	Number	Rate
BELIZE	7	0	0.00	0	0.00	0	0.00	0	0.00
COLOMBIA	16	0	0.00	0	0.00	0	0.00	0	0.00
COSTA RICA	50	0	0.00	0	0.00	0	0.00	0	0.00
DOMINICAN REPUBLIC	53	0	0.00	0	0.00	0	0.00	0	0.00
EASTERN CARIBBEAN	18	0	0.00	0	0.00	0	0.00	0	0.00
ECUADOR	42	0	0.00	0	0.00	0	0.00	0	0.00
EL SALVADOR	15	0	0.00	0	0.00	0	0.00	0	0.00
FIJI	15	0	0.00	0	0.00	1	6.66	1	6.66
GUATEMALA	22	0	0.00	0	0.00	0	0.00	0	0.00
GUYANA	22	0	0.00	0	0.00	2	9.26	2	9.26
JAMAICA	17	0	0.00	0	0.00	0	0.00	0	0.00
MEXICO	30	0	0.00	0	0.00	0	0.00	0	0.00
MICRONESIA	12	1	8.52	0	0.00	0	0.00	1	8.52
NICARAGUA	54	0	0.00	0	0.00	0	0.00	0	0.00
PANAMA	86	0	0.00	0	0.00	0	0.00	0	0.00
PARAGUAY	82	0	0.00	0	0.00	0	0.00	0	0.00
PERU	74	1	1.35	0	0.00	0	0.00	1	1.35
SAMOA	9	0	0.00	0	0.00	0	0.00	0	0.00
TONGA	7	0	0.00	0	0.00	0	0.00	0	0.00
VANUATU	22	0	0.00	0	0.00	0	0.00	0	0.00
TOTAL IAP	652	2	0.31	0	0.00	3	0.46	5	0.77

Notes

1.* Peace Corps posts opened or reopened in calendar year 2014: Kosovo, Mali, Timor-Leste

2.** Peace Corps posts suspended or closed in calendar year 2014: Azerbaijan, Guinea, Kenya, Liberia, Niger, Sierra Leone, Ukraine

Appendix E3: Global, Regional, and Post Crime Numbers and Rates (2014)

Physical Assault Numbers and Incidence Rates (2014) Male Only

Global

All Posts of Service	VT Years	Kidnapping		Aggravated Assault		Physical Assault		All Physical Assault	
		Number	Rate	Number	Rate	Number	Rate	Number	Rate
	2454	1	0.04	10	0.41	19	0.77	30	1.22

Africa Region

Post of Service	VT Years	Kidnapping		Aggravated Assault		Physical Assault		All Physical Assault	
		Number	Rate	Number	Rate	Number	Rate	Number	Rate
BENIN	41	0	0.00	0	0.00	0	0.00	0	0.00
BOTSWANA	27	0	0.00	0	0.00	0	0.00	0	0.00
BURKINA FASO	41	0	0.00	0	0.00	0	0.00	0	0.00
CAMEROON	68	0	0.00	0	0.00	0	0.00	0	0.00
ETHIOPIA	73	0	0.00	4	5.50	0	0.00	4	5.50
GHANA	49	0	0.00	0	0.00	0	0.00	0	0.00
GUINEA**	29	0	0.00	0	0.00	0	0.00	0	0.00
KENYA**	14	0	0.00	0	0.00	0	0.00	0	0.00
LESOTHO	34	0	0.00	0	0.00	0	0.00	0	0.00
LIBERIA**	32	0	0.00	2	6.20	0	0.00	2	6.20
MADAGASCAR	55	0	0.00	1	1.83	0	0.00	1	1.83
MALAWI	47	0	0.00	0	0.00	1	2.15	1	2.15
MALI*	1	0	0.00	0	0.00	0	0.00	0	0.00
MOZAMBIQUE	57	0	0.00	0	0.00	0	0.00	0	0.00
NAMIBIA	44	0	0.00	0	0.00	0	0.00	0	0.00
RWANDA	39	0	0.00	0	0.00	0	0.00	0	0.00
SENEGAL	74	0	0.00	0	0.00	0	0.00	0	0.00
SIERRA LEONE**	37	0	0.00	0	0.00	0	0.00	0	0.00
SOUTH AFRICA	38	0	0.00	0	0.00	1	2.64	1	2.64
SWAZILAND	17	0	0.00	0	0.00	0	0.00	0	0.00
TANZANIA	77	0	0.00	2	2.60	0	0.00	2	2.60
THE GAMBIA	32	0	0.00	0	0.00	0	0.00	0	0.00
TOGO	28	0	0.00	0	0.00	1	3.55	1	3.55
UGANDA	64	0	0.00	0	0.00	0	0.00	0	0.00
ZAMBIA	106	1	0.94	0	0.00	1	0.94	2	1.88
TOTAL AFRICA	1124	1	0.09	9	0.80	4	0.36	14	1.25

Notes

1.* Peace Corps posts opened or reopened in calendar year 2014: Kosovo, Mali, Timor-Leste

2.** Peace Corps posts suspended or closed in calendar year 2014: Azerbaijan, Guinea, Kenya, Liberia, Niger, Sierra Leone, Ukraine

Appendix E3: Global, Regional, and Post Crime Numbers and Rates (2014)

Physical Assault Numbers and Incidence Rates (2014) Male Only (cont'd)

Global

All Posts of Service	VT Years	Kidnapping		Aggravated Assault		Physical Assault		All Physical Assault	
		Number	Rate	Number	Rate	Number	Rate	Number	Rate
	2454	1	0.04	10	0.41	19	0.77	30	1.22

EMA Region

Post of Service	VT Years	Kidnapping		Aggravated Assault		Physical Assault		All Physical Assault	
		Number	Rate	Number	Rate	Number	Rate	Number	Rate
ALBANIA	39	0	0.00	0	0.00	2	5.08	2	5.08
ARMENIA	22	0	0.00	0	0.00	0	0.00	0	0.00
AZERBAIJAN**	23	0	0.00	0	0.00	2	8.73	2	8.73
CAMBODIA	31	0	0.00	0	0.00	0	0.00	0	0.00
CHINA	74	0	0.00	0	0.00	2	2.70	2	2.70
GEORGIA	40	0	0.00	0	0.00	0	0.00	0	0.00
INDONESIA	41	0	0.00	0	0.00	0	0.00	0	0.00
JORDAN	9	0	0.00	0	0.00	0	0.00	0	0.00
KOSOVO	6	0	0.00	0	0.00	0	0.00	0	0.00
KYRGYZ REPUBLIC	37	0	0.00	1	2.69	3	8.07	4	10.75
MACEDONIA	34	0	0.00	0	0.00	1	2.97	1	2.97
MOLDOVA	44	0	0.00	0	0.00	0	0.00	0	0.00
MONGOLIA	61	0	0.00	0	0.00	1	1.64	1	1.64
MOROCCO	88	0	0.00	0	0.00	1	1.13	1	1.13
NEPAL	21	0	0.00	0	0.00	0	0.00	0	0.00
PHILIPPINES	49	0	0.00	0	0.00	0	0.00	0	0.00
THAILAND	33	0	0.00	0	0.00	0	0.00	0	0.00
UKRAINE**	25	0	0.00	0	0.00	0	0.00	0	0.00
TOTAL EMA	678	0	0.00	1	0.15	12	1.77	13	1.92

Notes

1. * Peace Corps posts opened or reopened in calendar year 2014: Kosovo, Mali, Timor-Leste

2. ** Peace Corps posts suspended or closed in calendar year 2014: Azerbaijan, Guinea, Kenya, Liberia, Niger, Sierra Leone, Ukraine

Appendix E3: Global, Regional, and Post Crime Numbers and Rates (2014)

Physical Assault Numbers and Incidence Rates (2014) Male Only (cont'd)

Global

All Posts of Service	VT Years	Kidnapping		Aggravated Assault		Physical Assault		All Physical Assault	
		Number	Rate	Number	Rate	Number	Rate	Number	Rate
	2454	1	0.04	10	0.41	19	0.77	30	1.22

IAP Region

Post of Service	VT Years	Kidnapping		Aggravated Assault		Physical Assault		All Physical Assault	
		Number	Rate	Number	Rate	Number	Rate	Number	Rate
BELIZE	7	0	0.00	0	0.00	0	0.00	0	0.00
COLOMBIA	16	0	0.00	0	0.00	0	0.00	0	0.00
COSTA RICA	50	0	0.00	0	0.00	0	0.00	0	0.00
DOMINICAN REPUBLIC	53	0	0.00	0	0.00	0	0.00	0	0.00
EASTERN CARIBBEAN	18	0	0.00	0	0.00	1	5.61	1	5.61
ECUADOR	42	0	0.00	0	0.00	0	0.00	0	0.00
EL SALVADOR	15	0	0.00	0	0.00	0	0.00	0	0.00
FIJI	15	0	0.00	0	0.00	0	0.00	0	0.00
GUATEMALA	22	0	0.00	0	0.00	0	0.00	0	0.00
GUYANA	22	0	0.00	0	0.00	0	0.00	0	0.00
JAMAICA	17	0	0.00	0	0.00	0	0.00	0	0.00
MEXICO	30	0	0.00	0	0.00	0	0.00	0	0.00
MICRONESIA	12	0	0.00	0	0.00	0	0.00	0	0.00
NICARAGUA	54	0	0.00	0	0.00	1	1.86	1	1.86
PANAMA	86	0	0.00	0	0.00	0	0.00	0	0.00
PARAGUAY	82	0	0.00	0	0.00	0	0.00	0	0.00
PERU	74	0	0.00	0	0.00	0	0.00	0	0.00
SAMOA	9	0	0.00	0	0.00	0	0.00	0	0.00
TONGA	7	0	0.00	0	0.00	0	0.00	0	0.00
VANUATU	22	0	0.00	0	0.00	1	4.51	1	4.51
TOTAL IAP	652	0	0.00	0	0.00	3	0.46	3	0.46

Notes

1. * Peace Corps posts opened or reopened in calendar year 2014: Kosovo, Mali, Timor-Leste

2. ** Peace Corps posts suspended or closed in calendar year 2014: Azerbaijan, Guinea, Kenya, Liberia, Niger, Sierra Leone, Ukraine

Appendix E3: Global, Regional, and Post Crime Numbers and Rates (2014)

Threat and Stalking Numbers and Incidence Rates Male Only (2014)

Global

All Posts of Service	VT Years	Threat	
		Number	Rate
	2454	17	0.69

VT Years	Stalking	
	Number	Rate
2454	7	0.29

Africa Region

Post of Service	VT Years	Threat	
		Number	Rate
BENIN	41	0	0.00
BOTSWANA	27	0	0.00
BURKINA FASO	41	0	0.00
CAMEROON	68	0	0.00
ETHIOPIA	73	0	0.00
GHANA	49	0	0.00
GUINEA**	29	0	0.00
KENYA**	14	0	0.00
LESOTHO	34	0	0.00
LIBERIA**	32	0	0.00
MADAGASCAR	55	1	1.83
MALAWI	47	0	0.00
MALI*	1	0	0.00
MOZAMBIQUE	57	0	0.00
NAMIBIA	44	1	2.28
RWANDA	39	0	0.00
SENEGAL	74	0	0.00
SIERRA LEONE**	37	0	0.00
SOUTH AFRICA	38	0	0.00
SWAZILAND	17	0	0.00
TANZANIA	77	0	0.00
THE GAMBIA	32	0	0.00
TOGO	28	0	0.00
UGANDA	64	2	3.11
ZAMBIA	106	1	0.94
TOTAL AFRICA	1124	5	0.44

VT Years	Stalking	
	Number	Rate
41	0	0.00
27	0	0.00
41	0	0.00
68	0	0.00
73	0	0.00
49	0	0.00
29	0	0.00
14	0	0.00
34	0	0.00
32	0	0.00
55	0	0.00
47	0	0.00
1	0	0.00
57	0	0.00
44	0	0.00
39	0	0.00
74	0	0.00
37	0	0.00
38	0	0.00
17	0	0.00
77	0	0.00
32	0	0.00
28	0	0.00
64	0	0.00
106	1	0.94
1124	1	0.09

Notes

1.* Peace Corps posts opened or reopened in calendar year 2014: Kosovo, Mali, Timor-Leste

2.** Peace Corps posts suspended or closed in calendar year 2014: Azerbaijan, Guinea, Kenya, Liberia, Niger, Sierra Leone, Ukraine

Appendix E3: Global, Regional, and Post Crime Numbers and Rates (2014)

Threat and Stalking Numbers and Incidence Rates Male Only (cont'd)

Global

All Posts of Service	VT Years	Threat	
		Number	Rate
	2454	17	0.69

VT Years	Stalking	
	Number	Rate
2454	7	0.29

EMA Region

Post of Service	VT Years	Threat	
		Number	Rate
ALBANIA	39	0	0.00
ARMENIA	22	0	0.00
AZERBAIJAN**	23	1	4.36
CAMBODIA	31	0	0.00
CHINA	74	1	1.35
GEORGIA	40	0	0.00
INDONESIA	41	0	0.00
JORDAN	9	0	0.00
KOSOVO	6	0	0.00
KYRGYZ REPUBLIC	37	3	8.07
MACEDONIA	34	1	2.97
MOLDOVA	44	1	2.26
MONGOLIA	61	0	0.00
MOROCCO	88	0	0.00
NEPAL	21	0	0.00
PHILIPPINES	49	0	0.00
THAILAND	33	0	0.00
UKRAINE**	25	0	0.00
TOTAL EMA	678	7	1.03

VT Years	Stalking	
	Number	Rate
39	1	2.54
22	0	0.00
23	0	0.00
31	0	0.00
74	0	0.00
40	0	0.00
41	0	0.00
9	0	0.00
6	0	0.00
37	0	0.00
34	0	0.00
44	0	0.00
61	1	1.64
88	1	1.13
21	0	0.00
49	0	0.00
33	0	0.00
25	0	0.00
678	3	0.44

Notes

1.* Peace Corps posts opened or reopened in calendar year 2014: Kosovo, Mali, Timor-Leste

2.** Peace Corps posts suspended or closed in calendar year 2014: Azerbaijan, Guinea, Kenya, Liberia, Niger, Sierra Leone, Ukraine

Appendix E3: Global, Regional, and Post Crime Numbers and Rates (2014)

Threat and Stalking Numbers and Incidence Rates Male Only (cont'd)

Global

All Posts of Service	VT Years	Threat	
		Number	Rate
	2454	17	0.69

VT Years	Stalking	
	Number	Rate
2454	7	0.29

IAP Region

Post of Service	VT Years	Threat	
		Number	Rate
BELIZE	7	0	0.00
COLOMBIA	16	0	0.00
COSTA RICA	50	0	0.00
DOMINICAN REPUBLIC	53	0	0.00
EASTERN CARIBBEAN	18	1	5.61
ECUADOR	42	0	0.00
EL SALVADOR	15	0	0.00
FIJI	15	1	6.66
GUATEMALA	22	0	0.00
GUYANA	22	1	4.63
JAMAICA	17	1	5.82
MEXICO	30	1	3.37
MICRONESIA	12	0	0.00
NICARAGUA	54	0	0.00
PANAMA	86	0	0.00
PARAGUAY	82	0	0.00
PERU	74	0	0.00
SAMOA	9	0	0.00
TONGA	7	0	0.00
VANUATU	22	0	0.00
TOTAL IAP	652	5	0.77

VT Years	Stalking	
	Number	Rate
7	0	0.00
16	0	0.00
50	1	2.00
53	0	0.00
18	0	0.00
42	1	2.39
15	0	0.00
15	0	0.00
22	0	0.00
22	0	0.00
17	0	0.00
30	1	3.37
12	0	0.00
54	0	0.00
86	0	0.00
82	0	0.00
74	0	0.00
9	0	0.00
7	0	0.00
22	0	0.00
652	3	0.46

Notes

1.* Peace Corps posts opened or reopened in calendar year 2014: Kosovo, Mali, Timor-Leste

2.** Peace Corps posts suspended or closed in calendar year 2014: Azerbaijan, Guinea, Kenya, Liberia, Niger, Sierra Leone, Ukraine

Appendix E3: Global, Regional, and Post Crime Numbers and Rates (2014)

Property Crime Numbers and Incidence Rates (2014) Male Only

Global

All Posts of Service	VT Years	Robbery		Burglary		Theft		Vandalism		All Property Crime	
		Number	Rate	Number	Rate	Number	Rate	Number	Rate	Number	Rate
	2454	57	2.32	84	3.42	175	7.13	3	0.12	319	13.00

Africa Region

Post of Service	VT Years	Robbery		Burglary		Theft		Vandalism		All Property Crime	
		Number	Rate	Number	Rate	Number	Rate	Number	Rate	Number	Rate
BENIN	41	0	0.00	0	0.00	2	4.87	0	0.00	2	4.87
BOTSWANA	27	0	0.00	4	15.07	2	7.53	0	0.00	6	22.60
BURKINA FASO	41	0	0.00	0	0.00	4	9.75	0	0.00	4	9.75
CAMEROON	68	0	0.00	1	1.47	3	4.40	0	0.00	4	5.87
ETHIOPIA	73	0	0.00	1	1.37	5	6.87	0	0.00	6	8.25
GHANA	49	2	4.07	0	0.00	1	2.03	0	0.00	3	6.10
GUINEA**	29	0	0.00	1	3.45	1	3.45	0	0.00	2	6.90
KENYA**	14	0	0.00	1	6.92	2	13.84	0	0.00	3	20.76
LESOTHO	34	1	2.95	1	2.95	2	5.89	0	0.00	4	11.78
LIBERIA**	32	0	0.00	4	12.39	3	9.29	0	0.00	7	21.69
MADAGASCAR	55	1	1.83	3	5.48	8	14.61	0	0.00	12	21.91
MALAWI	47	1	2.15	4	8.58	5	10.73	2	4.29	12	25.74
MALI*	1	0	0.00	0	0.00	0	0.00	0	0.00	0	0.00
MOZAMBIQUE	57	1	1.76	1	1.76	4	7.04	0	0.00	6	10.55
NAMIBIA	44	3	6.84	3	6.84	2	4.56	0	0.00	8	18.23
RWANDA	39	0	0.00	12	30.87	5	12.86	0	0.00	17	43.74
SENEGAL	74	3	4.04	1	1.35	3	4.04	0	0.00	7	9.42
SIERRA LEONE**	37	0	0.00	7	18.83	5	13.45	0	0.00	12	32.27
SOUTH AFRICA	38	1	2.64	2	5.29	3	7.93	0	0.00	6	15.86
SWAZILAND	17	0	0.00	0	0.00	0	0.00	0	0.00	0	0.00
TANZANIA	77	2	2.60	2	2.60	3	3.90	0	0.00	7	9.11
THE GAMBIA	32	1	3.17	0	0.00	3	9.52	0	0.00	4	12.69
TOGO	28	0	0.00	0	0.00	1	3.55	0	0.00	1	3.55
UGANDA	64	1	1.56	4	6.23	12	18.69	0	0.00	17	26.47
ZAMBIA	106	2	1.88	5	4.70	3	2.82	0	0.00	10	9.40
TOTAL AFRICA	1124	19	1.69	57	5.07	82	7.29	2	0.18	160	14.23

Notes

1.* Peace Corps posts opened or reopened in calendar year 2014: Kosovo, Mali, Timor-Leste

2.** Peace Corps posts suspended or closed in calendar year 2014: Azerbaijan, Guinea, Kenya, Liberia, Niger, Sierra Leone, Ukraine

Appendix E3: Global, Regional, and Post Crime Numbers and Rates (2014)

Property Crime Numbers and Incidence Rates (2014) Male Only (cont'd)

Global

All Posts of Service	VT Years	Robbery		Burglary		Theft		Vandalism		All Property Crime	
		Number	Rate	Number	Rate	Number	Rate	Number	Rate	Number	Rate
	2454	57	2.32	84	3.42	175	7.13	3	0.12	319	13.00

EMA Region

Post of Service	VT Years	Robbery		Burglary		Theft		Vandalism		All Property Crime	
		Number	Rate	Number	Rate	Number	Rate	Number	Rate	Number	Rate
ALBANIA	39	1	2.54	0	0.00	0	0.00	0	0.00	1	2.54
ARMENIA	22	0	0.00	0	0.00	0	0.00	0	0.00	0	0.00
AZERBAIJAN**	23	0	0.00	0	0.00	1	4.36	0	0.00	1	4.36
CAMBODIA	31	0	0.00	0	0.00	4	12.94	0	0.00	4	12.94
CHINA	74	0	0.00	1	1.35	4	5.41	0	0.00	5	6.76
GEORGIA	40	0	0.00	0	0.00	0	0.00	0	0.00	0	0.00
INDONESIA	41	0	0.00	1	2.47	4	9.87	0	0.00	5	12.34
JORDAN	9	0	0.00	0	0.00	3	32.29	0	0.00	3	32.29
KOSOVO	6	0	0.00	0	0.00	0	0.00	0	0.00	0	0.00
KYRGYZ REPUBLIC	37	2	5.38	0	0.00	2	5.38	0	0.00	4	10.75
MACEDONIA	34	0	0.00	0	0.00	2	5.94	0	0.00	2	5.94
MOLDOVA	44	0	0.00	0	0.00	1	2.26	0	0.00	1	2.26
MONGOLIA	61	2	3.28	0	0.00	4	6.57	0	0.00	6	9.85
MOROCCO	88	3	3.40	1	1.13	10	11.34	0	0.00	14	15.87
NEPAL	21	0	0.00	0	0.00	0	0.00	0	0.00	0	0.00
PHILIPPINES	49	2	4.08	0	0.00	4	8.17	0	0.00	6	12.25
THAILAND	33	0	0.00	0	0.00	0	0.00	0	0.00	0	0.00
UKRAINE**	25	0	0.00	0	0.00	0	0.00	0	0.00	0	0.00
TOTAL EMA	678	10	1.48	3	0.44	39	5.75	0	0.00	52	7.67

Notes

1.* Peace Corps posts opened or reopened in calendar year 2014: Kosovo, Mali, Timor-Leste

2.** Peace Corps posts suspended or closed in calendar year 2014: Azerbaijan, Guinea, Kenya, Liberia, Niger, Sierra Leone, Ukraine

Appendix E3: Global, Regional, and Post Crime Numbers and Rates (2014)

Property Crime Numbers and Incidence Rates (2014) Male Only (cont'd)

Global

All Posts of Service	VT Years	Robbery		Burglary		Theft		Vandalism		All Property Crime	
		Number	Rate	Number	Rate	Number	Rate	Number	Rate	Number	Rate
	2454	57	2.32	84	3.42	175	7.13	3	0.12	319	13.00

IAP Region

Post of Service	VT Years	Robbery		Burglary		Theft		Vandalism		All Property Crime	
		Number	Rate	Number	Rate	Number	Rate	Number	Rate	Number	Rate
BELIZE	7	0	0.00	0	0.00	0	0.00	0	0.00	0	0.00
COLOMBIA	16	4	25.59	0	0.00	1	6.40	0	0.00	5	31.99
COSTA RICA	50	4	8.00	8	16.00	5	10.00	0	0.00	17	34.01
DOMINICAN REPUBLIC	53	4	7.60	2	3.80	5	9.50	0	0.00	11	20.90
EASTERN CARIBBEAN	18	4	22.45	0	0.00	1	5.61	0	0.00	5	28.07
ECUADOR	42	2	4.78	1	2.39	1	2.39	0	0.00	4	9.56
EL SALVADOR	15	0	0.00	0	0.00	1	6.50	0	0.00	1	6.50
FIJI	15	1	6.66	1	6.66	0	0.00	0	0.00	2	13.31
GUATEMALA	22	0	0.00	1	4.55	3	13.65	0	0.00	4	18.19
GUYANA	22	1	4.63	0	0.00	1	4.63	0	0.00	2	9.26
JAMAICA	17	0	0.00	0	0.00	1	5.82	0	0.00	1	5.82
MEXICO	30	0	0.00	0	0.00	1	3.37	0	0.00	1	3.37
MICRONESIA	12	0	0.00	0	0.00	1	8.52	0	0.00	1	8.52
NICARAGUA	54	1	1.86	0	0.00	10	18.60	0	0.00	11	20.47
PANAMA	86	2	2.32	5	5.79	6	6.95	0	0.00	13	15.06
PARAGUAY	82	3	3.68	3	3.68	8	9.81	1	1.23	15	18.39
PERU	74	2	2.69	0	0.00	7	9.42	0	0.00	9	12.11
SAMOA	9	0	0.00	1	10.84	0	0.00	0	0.00	1	10.84
TONGA	7	0	0.00	1	14.36	0	0.00	0	0.00	1	14.36
VANUATU	22	0	0.00	1	4.51	2	9.03	0	0.00	3	13.54
TOTAL IAP	652	28	4.29	24	3.68	54	8.28	1	0.15	107	16.41

Notes

1.* Peace Corps posts opened or reopened in calendar year 2014: Kosovo, Mali, Timor-Leste

2.** Peace Corps posts suspended or closed in calendar year 2014: Azerbaijan, Guinea, Kenya, Liberia, Niger, Sierra Leone, Ukraine

Appendix F: Country of Incident Compared with Post of Service (2014)

Volunteers serving in . . .	Also reported . . .
Albania	Theft in Turkey*
Indonesia	Theft in Malaysia* Rape in Vietnam*
Lesotho	2 Thefts in South Africa
Liberia	2 Aggravated Assaults in Senegal
Macedonia	Theft in Greece* Theft in Austria*
Malawi	Robbery in Senegal
Namibia	Robbery in South Africa
Paraguay	Theft in Chile* Theft in Argentina*
Senegal	Theft in Spain*
Swaziland	Theft in South Africa
Uganda	Robbery in South Africa
Zambia	Robbery in Tanzania Theft in Malawi

*Not a current Peace Corps post.

Note: In 2014, 19 victimizations occurred in a country other than the Volunteer's post of service. Of the 19 victimizations, 8 occurred in a country that is not a current Peace Corps post. One victimization remains a restricted report and is not noted in the table.



Paul D. Coverdell Peace Corps Headquarters
1111 20th Street NW | Washington, DC 20526