



2018 ANNUAL REPORT OF CRIMES AGAINST VOLUNTEERS

September 2019



Peace Corps/Office of Safety and Security
Paul D. Coverdell Building
1111 20th Street NW
Washington, DC 20526
202.692.2200
855.855.1961

CONTENTS

EXECUTIVE SUMMARY	1
Overview	1
Crime Risks and Peace Corps Service	1
In-country Safety and Security Programs	1
Pre-Service Training	2
US-Direct Hire Peace Corps Safety and Security Officers	2
Crime Monitoring and Response	2
Volunteer Crime Reporting	2
Crime Data	2
KEY FINDINGS	4
What has not Changed?	4
What has Changed?	4
Small Decline in Volunteers Experiencing Theft	4
Fewer Victims Reported Thefts and Robberies to Peace Corps Staff	4
Small Increase in Volunteers Experiencing Non-Aggravated Sexual Assault	4
Marked Change in Make Up of Agency Crime Report Caseload	4
2018 CRIME INDICATORS AT A GLANCE	5
DATA SOURCES	6
CRIME DEFINITIONS	7
CRIME INDICATORS	
1. VOLUNTEERS' PERCEPTIONS	8
Training is Highly Rated	8
Volunteers Feel Safe	9
Service is Rewarding	9
2. CRIME PREVALENCE	10
Most Prevalent Crimes, 2018	10
Property Crimes are Common	10
Most Sexual Assaults are Non-Aggravated	11
Change from Prior Years	11
Theft Declined	11
Non-Aggravated Sexual Assault Increased	11
Rape Prevalence Changed for Both Males and Females	12
3. CRIME REPORTING RATES	13
Crimes Volunteers were Most Likely to Report to Staff, 2018	13
Change from Prior Exit Cohorts	14
4. VOLUNTEERS' REASONS FOR NOT REPORTING CRIMES TO STAFF	15
Property Crimes	15
Sexual Assaults	15
Non-Aggravated Sexual Assault	15
Rape	15
Other Crimes	15
5. NUMBER, TYPES, & CHARACTERISTICS OF ANNUAL CRIME REPORT CASELOAD	18
Sexual Assault Risk Reduction and Response Program	18
Small Increase in Victimization Reports	18
Change in Types of Crimes Reported to Staff	20
Property Crimes are a Smaller Proportion of the Annual Crime Report Caseload	20
Sexual Assaults are a Larger Proportion of the Annual Crime Report Caseload	20

Characteristics of Reported Crimes	21
VOLUNTEER DEATHS DURING SERVICE	24
Volunteer Deaths Have Declined.....	24
Leading Cause of Deaths.....	24
Homicide	25
Reducing the Risk of Motor Vehicle and Traffic Accidents	25
APPENDIX A – YEAR-TO-YEAR CHANGE IN CRIME INDICATORS, BY CRIME TYPE.....	27
Theft.....	28
Burglary	29
Robbery	30
Vandalism.....	31
Non-Aggravated Sexual Assault.....	32
Aggravated Sexual Assault	33
Rape	34
Non-Aggravated Physical Assault	35
Threat.....	36
Aggravated Physical Assault	37
Kidnapping	38

EXECUTIVE SUMMARY

Beginning in 2019, the Peace Corps is publishing a single annual report on the crimes Peace Corps Volunteers experience during service and those they report to Peace Corps staff each year. The new report, the *Annual Report of Crimes Against Volunteers*, combines global data that were previously published in the [End of Service Crime Data Report](#) and the [Statistical Report of Crimes Against Volunteers \(SRCAV\)](#). Tables of the incidence rates for reported crimes for individual Peace Corps countries that were previously published in the SRCAV are now available [online as spreadsheets](#).

By combining data from the two previous reports, the agency is able to provide readers a more concise summary of Peace Corps' key crime indicators. Those indicators are:

1. Volunteers' perceptions of their safety.
2. The proportion of Volunteers who experience crime during their service (crime prevalence).
3. The proportion of crime victims who report crimes to Peace Corps staff (reporting rate).
4. Volunteers' reasons for not reporting crimes to Peace Corps staff.
5. The number, types, and characteristics of crime reports Peace Corps staff receive annually.

This report also includes information on Volunteer deaths during service. Only one cause of death — homicide — is a crime. Homicide is extremely rare in the history of the Peace Corps.

Overview

Since the founding of the Peace Corps in 1961, 235,000 American men and women have served as Peace Corps Volunteers in 141 different countries. The Peace Corps has nearly 60 years experience assessing and mitigating threats to the safety of Volunteers and preparing Volunteers for the challenges of living and working abroad. One of those challenges is the risk of crime.

Crime Risks and Peace Corps Service

The risk of crime is not unique to serving in the Peace Corps — crime happens both at home and abroad. The challenge comes in helping Volunteers adapt their U.S.-based understanding of crime risks to the situational and cultural realities of the host communities where they live and work.

For instance, although Volunteers live modestly by U.S. norms, they may be viewed as well off by host country standards. This may make them attractive targets for property crime.

In some Peace Corps countries, the economic and social status of women and women's gender roles differ from those of women in the United States. Because of these differences, female Volunteers may experience higher levels of sexual harassment or non-consensual sexual contact than they experience in the United States.

In-country Safety and Security Programs

The Peace Corps has well-established systems for monitoring and responding to changing crime environments. Each Peace Corps post has a comprehensive safety and security program responsible for, among other things, mitigating the risk of crime. One or more full-time locally-hired safety and security staff assist each country director in carrying out this program.

In-country safety and security staff bring together the efforts of various other staff to address crime risks. Crime prevention efforts begin with carefully choosing the communities where Volunteers live.

Program staff assess community crime risks and evaluate the security of housing against established safety criteria when selecting communities. Consistent with the Sam Farr and Nick Castle Peace Corps Reform Act of 2018, staff also provide host families and a person of authority at Volunteer workplaces with information on the prevention of sexual harassment and sexual assault.

Pre-Service Training

Before moving Volunteers to selected communities, Peace Corps trainees participate in up to 12 weeks of intensive pre-service training. Training staff:

- alert trainees to host country crime risks,
- teach situational awareness skills,
- help trainees develop strategies to mitigate crime risks,
- instruct Volunteers on policies to reduce their chances of experiencing crime when traveling in-country,
- inform Volunteers on procedures for reporting crimes to staff, and
- educate Volunteers on the types of services available to crime victims.

Volunteers also attain the language, cross-cultural, and technical knowledge needed to build relationships with people in their communities who can watch out for the Volunteers and come to their aid should problems arise.

US-Direct Hire Peace Corps Safety and Security Officers

In addition to in-country staff, ten regionally-based Peace Corps safety and security officers (PCSSOs) assigned to the Office of Safety and Security in Washington, D.C. provide technical oversight and guidance to overseas staff. PCSSOs frequently assist country directors and in-country safety and security staff in identifying and addressing crime risks. Because PCSSOs are based overseas, they are also

able to respond quickly to emergency situations that may arise.

Crime Monitoring and Response

In-country and headquarters staff routinely monitor crime trends and changing risks. Program, safety, and medical staff periodically visit Volunteers in their local communities. During these visits, staff evaluate the ongoing security of communities and take steps to ensure Volunteer safety. These steps may be repairing locks or other housing security devices, coordinating with local authorities to address concerns, or ensuring community members are supporting Volunteers.

Volunteer Crime Reporting

Volunteers are strongly encouraged to contact Peace Corps staff should a crime occur or if they have any security concerns whatsoever. When Volunteers report crimes, staff respond by assessing whether there is an ongoing risk to the Volunteer's safety and provide logistic, administrative, or medical support as needed. Designated Security Specialists (DSS) in Washington are on-call 24 hours a day to direct and coordinate the Agency's global response to crime, as needed.

If Volunteers wish to report a crime to local authorities, staff assist them through the legal process. Staff can also quickly remove Volunteers from host communities when warranted or mobilize emergency medical care if necessary, including evacuation to the United States.

Crime Data

The Peace Corps has two systems for monitoring crime: the Consolidated Incident Reporting System (CIRS) and the Security Incident Questionnaire (SIQ). In-country staff, PCSSOs, and headquarters staff review crime reports on an ongoing basis. This information is documented in the agency's Consolidated Incident Reporting System (CIRS).

Volunteer crime reports serve as a leading-edge indicator of shifts in the amount and types of crimes Volunteers are experiencing. Information from crime reports is used to alert Volunteers to changing risks, modify operations, or take other steps to mitigate emerging risks.

Although Volunteers are encouraged to tell Peace Corps staff about *all* crimes they experience, overall only about half of Volunteer crime victims report incidents to staff. This is not surprising given that many crime victims in the United States do not report crimes.

The top reasons Volunteers give for not telling Peace Corps staff about crimes are that they did not think the unreported incidents were particularly serious or threatening. Many also choose to handle matters on their own or with the assistance of community members.

Because many Volunteers never report crimes at the time the incidents occur, the Peace Corps introduced an online crime survey in 2014, the Security Incident Questionnaire (SIQ). All Volunteers are invited to fill out the SIQ at the end of their service and, each year, more than 80 percent agree to do so.

The survey is used to collect data on the combination of crimes Volunteers previously reported to staff and those that went unreported at the time of the incidents. Survey respondents who did not report incidents to Peace Corps staff are also asked their most important reason for not telling staff about incidents.

In-country staff receive a summary of survey results annually. PCSSOs guide staff in the systematic evaluation of the data, which then informs revisions to post crime mitigation strategies.



Madagascar

KEY FINDINGS

What has not Changed?

One notable aspect of the Peace Corps' 2018 crime indicators is the elements that have not changed. The Agency's *Annual Volunteer Survey*, consistently shows that:

- a vast majority of Volunteers (90 percent) find Peace Corps service rewarding,
- nearly all (> 90 percent) feel safe where they live and work, and
- most (> 80 percent) believe the training Peace Corps provides is effective in helping them maintain their personal safety.

What has Changed?

Small Decline in Volunteers Experiencing Theft

Results of the Security Incident Questionnaire (SIQ) end-of-service survey show a small but significant decrease in the proportion of Volunteers who experienced thefts (i.e., any attempt to take a Volunteer's money or possessions that does not involve force). In 2015, 31 percent of departing Volunteers had experienced a theft compared to 28 percent in 2018.

Fewer Victims Reported Thefts and Robberies to Peace Corps Staff

Not only are fewer Volunteers experiencing thefts, but fewer theft victims are reporting incidents to Peace Corps staff. This is also true of robbery victims (although the prevalence of robbery has not changed significantly).

The reason? Many Volunteers did not think the unreported incidents were that serious (e.g., there was little or no loss).

Small Increase in Volunteers Experiencing Non-Aggravated Sexual Assault

End-of-service survey results (SIQ) also indicate that 22 percent of departing Volunteers in 2018 experienced at least one non-aggravated sexual assault during service, up from 18 percent among Volunteers who ended service in 2015.

The Peace Corps defines non-aggravated sexual assault as kissing a Volunteer on the mouth, neck, or ear or touching a Volunteer's groin, breast, thigh, or buttocks (or attempts to do these things) without the Volunteer's consent and without the use or threat of force.

The Peace Corps definition of non-aggravated sexual assault was revised in 2013 to clarify that such behaviors are a sexual assault *offense* and are not to be dismissed as mere incivilities or harassment. Soon after, as part of the agency's Sexual Assault Risk Reduction and Response Program (SARRRP), the agency began extensive training for new Volunteers on behaviors that constitute sexual assault and the support available to Volunteers who report incidents. The increase in Volunteers acknowledging non-aggravated sexual assaults coincides with the implementation and maturation of the SARRRP.

Marked Change in Make Up of Agency Crime Report Caseload

Not all Volunteers who experience crimes report the incidents to Peace Corps staff. When they do, information about the incidents is recorded in the Agency's Consolidated Incident Reporting System (CIRS).

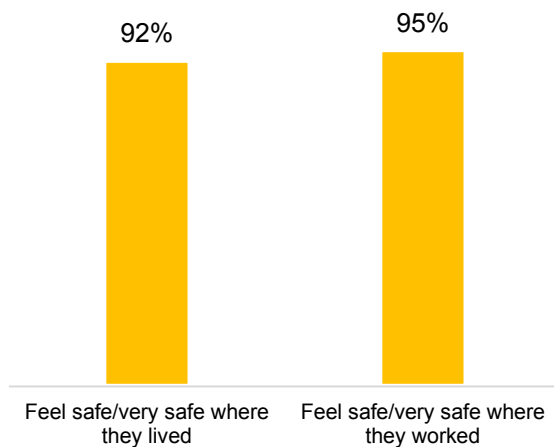
Data from CIRS show a marked change over time in the types of crimes Volunteers report to staff. Ten years ago the bulk (80 percent) of the crime reports staff handled each year were property crimes (e.g., theft, robbery, burglary, and vandalism). Less than 10 percent were sexual assaults.

In 2018, reports of sexual assaults (predominantly non-aggravated sexual assaults) made up nearly one-third of the crime report caseload. This shift reflects a combination of the expanded definitions of sexual assaults introduced in 2013, changes in the types of crimes Volunteers experienced, and an increase in Volunteer victims choosing to report sexual assaults to Peace Corps staff.

2018 CRIME INDICATORS AT A GLANCE

1. Volunteers' Perceptions of Safety

Percent of current Volunteer population (N = 5,264)



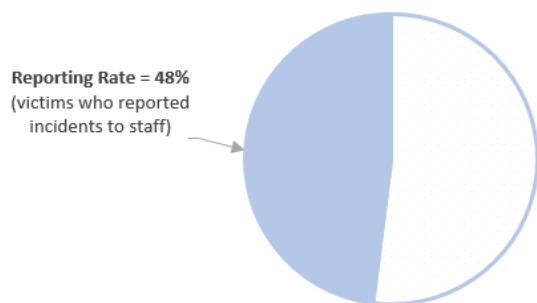
2. Crime Prevalence Rates

Percent of 2018 exit cohort (N = 3,124)

Property Crimes	Theft	28%
	Burglary	17%
	Robbery	9%
	Vandalism	5%
Sexual Assaults	Non-aggravated sexual assault	22%
	Aggravated sexual assault	5%
	Rape	5%
Other Crimes	Non-aggravated physical assault	8%
	Threat	6%
	Aggravated physical assault	2%
	Kidnapping	1%

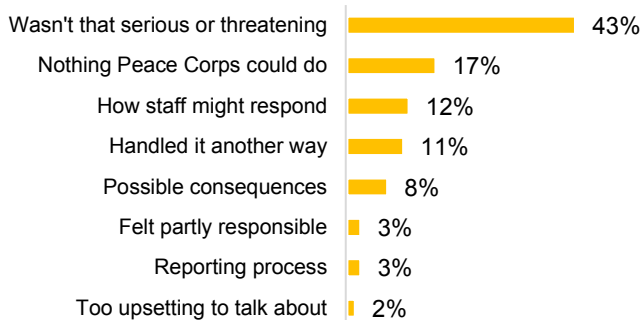
3. Reporting Rate

Percent of victims in 2018 exit cohort



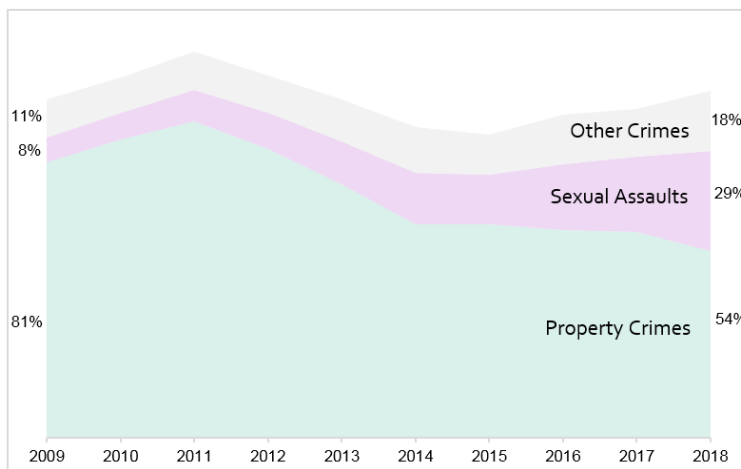
4. Reasons for Not Reporting Crimes to Staff

Percent of reasons



5. Annual Number and Types of Volunteer Crime Victimization Reports

Percent of reports received each calendar year (N = ~1,625 per year)



See Table 1 for information on data sources and Table 2 for crime definitions.

DATA SOURCES

Table 1. Sources of data presented in this report

Source	Method	Population	Time Frame	Information Included in this Report
Annual Volunteer Survey (AVS)	Self-administered online survey conducted in June through August of each year.	Two year Volunteers who are serving between June and August of each year.	Prior 12 months.	<ul style="list-style-type: none"> Percent of currently serving Volunteers who find Peace Corps service rewarding/very rewarding. Percent of currently serving Volunteers who would recommend Peace Corps service to others. Percent of currently serving Volunteers who found safety and security training effective/very effective. Percent of currently serving Volunteers who feel safe/very safe where they live. Percent of currently serving Volunteers who feel safe/very safe where they work.
Security Incident Questionnaire (SIQ)	Self-administered online survey completed when Volunteers leave the Peace Corps	Exit cohorts (Volunteers ending service during each calendar year), including trainees, two-year Volunteers, and Peace Corps Response Volunteers. The year listed is the year Volunteers ended service, not necessarily the year incidents occurred.	Entire period of service (on average, approximately two years).	<ul style="list-style-type: none"> Crime prevalence: percent Volunteers in an exit cohort who experienced crime, whether or not they reported the incidents to Peace Corps staff. Reporting rate: percent of victims in an exit cohort who reported crime incidents to Peace Corps staff at the time of the incidents Volunteers' reasons, in their own words, for not reporting crimes to Peace Corps staff.
Consolidated Incident Reporting System (CIRS)	Administrative database used by Peace Corps staff to record details on crime incidents Volunteers report to staff.	Annual Volunteer population made up of Volunteers who serve for all or part of a calendar year. This population includes Volunteers who ended service during the year, those just beginning service, and Volunteers continuing service that began in a prior year.	Crime reports staff receive within a calendar year.	<ul style="list-style-type: none"> Number of reports received during the calendar year Report caseload composition: types of crimes that were reported as percent of all crime reports Location and offender characteristics of reported crimes as percent of all crime reports and percent of annual Volunteer population.

CRIME DEFINITIONS

The Peace Corps classifies crimes using a hierarchy-based system similar to that used by the Federal Bureau of Investigation (table 2). If a particular incident includes elements that overlap two or more crime categories, the incident is assigned to only one – the higher category. For example, if someone breaks into a house (burglary) damaging a door in the process (vandalism) and steals items (theft), the incident is classified as burglary. The Security Incident Questionnaire and Consolidated Incident Reporting System use the same crime definitions. However, homicide and stalking are not captured by the Security Incident Questionnaire.

Table 2. Crime definitions and classification hierarchy

	Crime	Definition
Highest Category	Homicide	The willful, non-negligent killing of one human by another.
	Kidnapping	Unlawful seizure and/or detention of a Volunteer against their will for more than a short period of time.
	Rape	Penetration, no matter how slight, of a Volunteer's vagina or anus with any body part or object, or oral penetration by another person's sex organ, without the consent of the Volunteer, including when the Volunteer is incapacitated or otherwise incapable of consenting.
	Aggravated sexual assault	Intentional contact, either directly or through clothing, with a Volunteer's genitalia, anus, groin, breasts, thigh, or buttocks; or kissing or disrobing a Volunteer; or forcing a Volunteer to contact someone's genitalia, anus, groin, breast, thigh, or buttocks; or the attempt to carry out any of these acts and there is use or threatened use of a weapon, or use or threatened use of force or other intimidating action, or the Volunteer is incapacitated or otherwise incapable of consenting.
	Robbery	Taking or attempting to take anything of value from the care, custody, or control of a Volunteer under confrontational circumstances including the threat of force, violence, or putting the Volunteer in fear of immediate harm.
	Aggravated physical assault	Attack or threat of attack with a weapon in a manner capable of causing death or severe bodily injury or the attack without a weapon when severe injury occurs.
	Non-aggravated sexual assault	Intentional contact, either directly or through clothing, with a Volunteer's genitalia, anus, groin, breast, thigh, or buttocks; or kissing a Volunteer on the mouth, ear, or neck; or touching a Volunteer with the offender's genitalia, either directly or through clothing, or offender's semen or vaginal fluids (no matter which body part is touched); or attempts to carry out any of those acts.
	Non-aggravated physical assault	Deliberate aggressive contact or attempted contact that does not require the Volunteer to use substantial force to disengage and results in no injury or minor injury.
	Burglary	Unlawful or forcible entry of a Volunteer's residence (including hotel or hostel room). Burglary often, but not always, involves taking property.
	Threat	The use of threatening words or other conduct that places a Volunteer in reasonable fear of bodily harm.
Lowest Category	Theft	Taking or attempting to take away a Volunteer's property or cash without the use of force, illegal entry, or direct contact with the victim.
	Vandalism	Mischievous or malicious defacement, destruction, or damage of Volunteer property.
	Stalking*	A course of conduct directed at a Volunteer that would cause the Volunteer or another reasonable person to either fear for his or her safety or the safety of others or suffer substantial emotional distress.

*Stalking is not part of the severity hierarchy as it may be comprised of multiple different incidents within the hierarchy.

1. VOLUNTEERS' PERCEPTIONS

The Peace Corps' mission is to promote world peace and friendship through community-based development and cross-cultural understanding. To achieve the Peace Corps mission, the Agency sends Americans abroad to tackle the needs of people in local communities around the world.

Peace Corps Volunteers live and work in more than 5,000 different communities in some of the

world's most resource-limited countries. Each year between June and August, the agency conducts a survey of currently serving Volunteers, the Annual Volunteer Survey, to determine among other things their perceptions of:

- the effectiveness of Peace Corps training,
- their safety where they live and work, and
- their overall satisfaction with their service experiences.



Cameroon

Training is Highly Rated

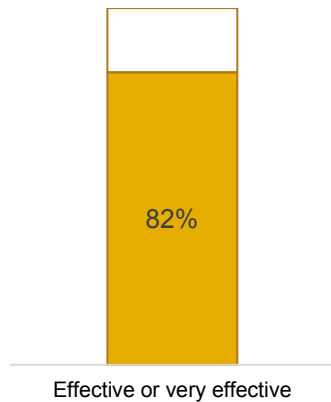
Consistently, results of the Annual Volunteer Survey show that a large majority (greater than 80 percent) of Volunteers believe Peace Corps training is effective or very effective in helping them maintain their personal safety (figure 1).

Training begins before Invitees leave the United States to become Volunteers. They receive online information about the Peace Corps' approach to crime prevention and response and have access to

information on the crimes previous Peace Corps Volunteers experienced in each country of service.

Once in country, Volunteers take part in up to 12 weeks of intensive pre-service training before moving to local communities. They also receive additional training throughout service.

Figure 1. Effectiveness of training in maintaining personal safety (N = 5,264)



Source: 2018 Annual Volunteer Survey

Training staff alert trainees to host country crime risks, teach situational awareness skills, help trainees develop strategies to mitigate the risk of crime, and instruct Volunteers on policies to reduce their chance of experiencing crime when traveling in-country. Sexual assault awareness and mitigation strategies were also introduced into Volunteer training beginning in 2011.

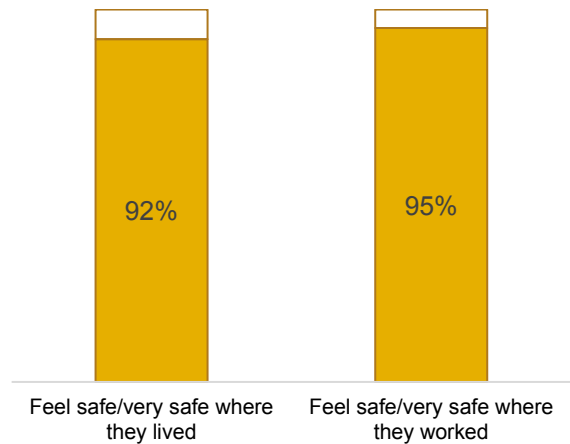
Volunteers Feel Safe

The Peace Corps has procedures in place to screen the communities where Volunteers will live and work, the host country families with whom they live, and the places they work. The vast majority (greater than 90 percent) of Volunteers consistently report they feel safe or very safe where they live and work (figure 2).



Mozambique

Figure 2. Perceived safety (N = 5,264)

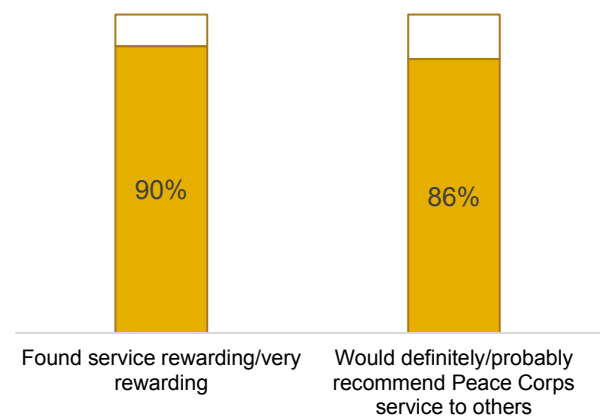


Source: 2018 Annual Volunteer Survey

Service is Rewarding

According to the Annual Volunteer Survey, nearly all Volunteers (90 percent) report finding Peace Corps service personally rewarding and would recommend it to others (86 percent) (figure 3).

Figure 3. Satisfaction with Peace Corps service (N = 5,264)



2. CRIME PREVALENCE

Annually, about 3,800 Volunteers (approximately one-third of the annual Volunteer population) end service after living and working in local communities around the world for an average of two years. [Crime prevalence rates](#) represent the proportion of Volunteers in an exit cohort (i.e., Volunteers who end service in the same calendar year) who experienced crime, whether or not they reported the incidents to Peace Corps staff at the time the incidents occurred.

The exit cohort year is the year Volunteers end service, not necessarily when incidents occurred. Volunteers may have experienced crime incidents at any point during their service.

Most Prevalent Crimes, 2018

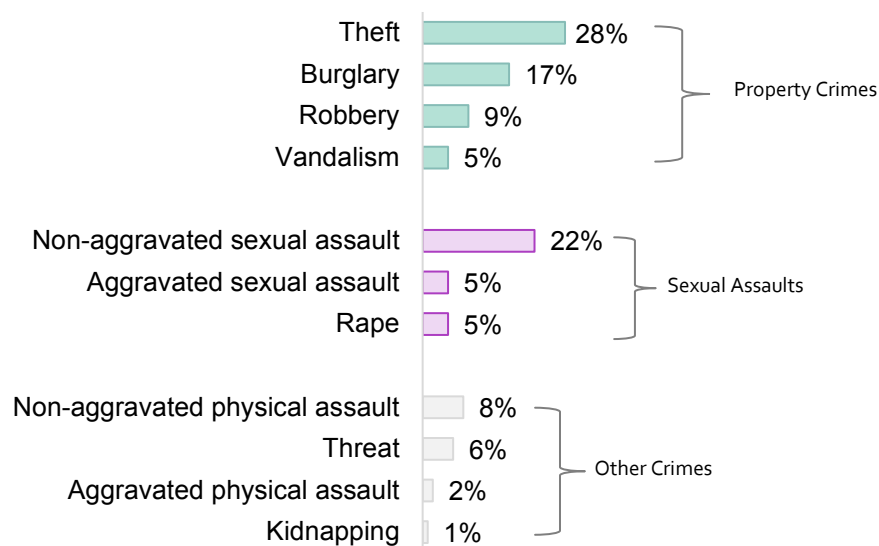
Crimes can be divided into two broad categories: those targeting Volunteers' property or money (i.e.,

property crimes) and those targeting Volunteers. The group of crimes targeting Volunteers can be further divided into those involving attempted or successful sexual contact (i.e., sexual assaults) and other crimes.

Property Crimes are Common

Three of the most common crimes Volunteers experience are property crimes — theft (taking money or property under non-confrontational circumstance), robbery (taking money or property by force or the threat of force), and burglary (unlawful entry, often for the purpose of taking property)(figure 4). About 1 in 4 Volunteers who left the Peace Corps in 2018 experienced at least one theft throughout their time in service and about 1 in 5 experienced burglary.

Figure 4. Percent of 2018 exit cohort SIQ respondents that experienced crime during service (N = 3,124)



Source: *Security Incident Questionnaire*

See crime definitions on page 7. Data reflect incidents that Volunteers experienced throughout their entire time in service, a period of approximately two years. Percentages sum to more than 100 percent because some Volunteers are counted in more than one category. Accordingly, adding individual crime rates together (e.g., rape plus aggravated sexual assault plus non-aggravated result) will yield an erroneous, inflated prevalence rate.

Most Sexual Assaults are Non-Aggravated

Another of the more common crimes Volunteers experience is non-aggravated sexual assault (i.e., non-consensual sexual contact without the use of force, including failed attempts). Slightly more than 1 in 5 Volunteers in the 2018 exit cohort experienced this type of sexual assault during their service (a period of approximately two years). This compares to 1 in 20 Volunteers who experienced rape or aggravated sexual assault (e.g., sexual contact using force or threat of force or when the Volunteer is intoxicated, unconscious, or otherwise incapable of consenting).

Change from Prior Years

Details of year-to-year changes in prevalence rates are in Appendix A. The most common crimes Volunteers experience have not changed since the agency began

publishing crime prevalence rates in 2015. However, there have been subtle changes in the prevalence of certain specific crime rates.

Theft Declined

On average, 31 percent of Volunteers who left the Peace Corps in 2015 thru 2017 experienced at least one theft. The prevalence of theft was 3 percent lower (i.e., 28 percent) in the 2018 exit cohort (table 3).

Non-Aggravated Sexual Assault Increased

Twenty-two percent of Volunteers in the 2018 exit cohort acknowledged experiencing a non-aggravated sexual assault during service (i.e., non-consensual sexual contact without the use of force, including failed attempts). This compares to an average of 19 percent of Volunteers in earlier exit cohorts.

Table 3. Crime prevalence rates for 2018 exit cohort SIQ respondents compared to average for 2015 thru 2017 exit cohort respondents

Crime Type		2015 – 2017 3-yr average	2018
Property Crimes	Theft	31%	28%*
	Burglary	16%	17%
	Robbery	9%	9%
	Vandalism	4%	5%
Sexual Assaults	Non-aggravated sexual assault	19%	22%*
	Aggravated sexual assault	4%	5%
	Rape	3%	5%*
Other Crimes	Aggravated physical assault	2%	2%
	Non-aggravated physical assault	6%	8%*
	Threat	5%	6%
	Kidnapping	1%	1%

Source: Security Incident Questionnaire

* $p \leq .05$

See crime definitions on page 7.

Exit cohort years refer to the year Volunteers ended service, not necessarily when incidents occurred. Volunteers may have experienced crime incidents at any point during their service, a period averaging approximately two years.

Percentages sum to more than 100 percent because some Volunteers are counted in more than one category.

Accordingly, adding individual crime rates together (e.g., rape plus aggravated sexual assault plus non-aggravated sexual assault) will yield an erroneous, inflated prevalence rate.

Non-aggravated sexual assault prevalence rates (e.g., the percent of Volunteers who experienced a crime) increased among both female and male Volunteers in the 2018 exit cohort. Rates were 3 percent higher for females in 2018 compared to 2017 and 2 percent higher for males (figure 5).

Rape Prevalence Changed for Both Males and Females

The prevalence of rape also increased. Female rates in 2018 were 2 percent above 2017 rates and male rates were 1 percent higher (figure 6).

Figure 5. Change in prevalence of non-aggravated sexual assault by exit cohort, by gender

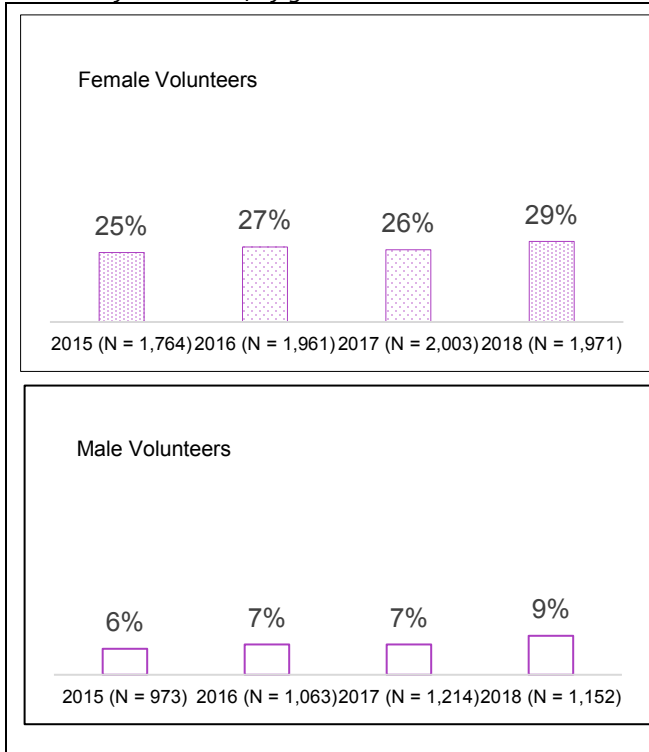
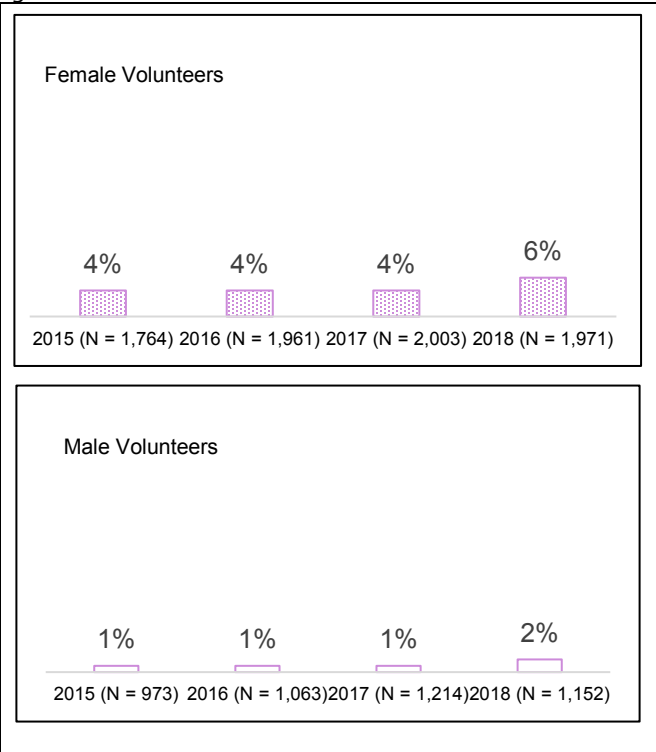


Figure 6. Change in prevalence of rape by exit cohort, by gender



Source: Security Incident Questionnaire

Exit cohort year refers to the year Volunteers ended service, not necessarily when incidents occurred. Volunteers may have experienced crime incidents at any point during their service, a period averaging approximately two years.

3. CRIME REPORTING RATES

Table 4. Crime reporting rates for 2018 exit cohort SIQ respondents compared to average for 2015 thru 2017 exit cohorts (% of victims who reported crimes to Peace Corps staff)

		2015 – 2017 3-yr average	2018
Property Crimes	Theft	47%	43%*
	Burglary	43%	35%
	Robbery	43%	33%*
	Vandalism	4%	<1%
Sexual Assaults	Non-aggravated sexual assault	23%	25%
	Rape	47%	40%
	Aggravated sexual assault	23%	20%
Other Crimes	Non-aggravated physical assault	44%	38%
	Threat	19%	17%
	Aggravated physical assault	28%	50%
	Kidnapping	8%	0%

Source: Reporting rates are the number of Volunteers who reported crimes (Consolidated Incident Reporting System) divided by the number who experienced crimes (Security Incident Questionnaire).

* $p \leq .05$

See crime definitions on page 7.

Exit cohort year refers to the year Volunteers ended service, not necessarily when incidents occurred. Volunteers may have experienced crime incidents at any point during their service, a period averaging approximately two years.

A majority of crimes go unreported every year in the United States. In 2017, less than half of violent crime victimizations (45 percent) and only one-third (36 percent) of property crimes were reported to police¹. Similarly, half or fewer Volunteer crime victims report incidents to Peace Corps staff despite repeated encouragement and reminders to do so throughout their service.

Crimes Volunteers were Most Likely to Report to Staff, 2018

The three crimes that victims in the 2018 exit cohort were most likely to report to Peace Corps staff were:

- aggravated physical assault (50 percent of victims),
- theft (43 percent), and

- rape (41 percent).

An **aggravated physical assault** is an assault that caused, or could have caused, an injury requiring medical evaluation or treatment. Only 2 percent of Volunteers in the 2018 exit cohort experienced an assault of this nature during the course of their service and only half of those assault victims (50 percent) reported incidents to staff (table 4). In the United States, about 57 percent of aggravated assaults are reported to police in a given year¹.

The second most commonly reported crime was **theft** (i.e., taking or attempting to take a Volunteer's money or property without confrontation). About 40 percent of Volunteer theft victims reported incidents. In the United States, thefts are one of the

¹ Morgan, R.E. & Truman, J.L. (2018). Criminal Victimization, 2017 (NCJ 252472). Washington, DC: Bureau of Justice Statistics

least reported crimes – only about 30 percent of thefts are reported to police¹. The higher theft reporting rate among Volunteers is likely due to the fact that Volunteers require staff assistance in replacing certain important stolen documents (e.g., visas) or the modest monthly living allowance Volunteers receive.

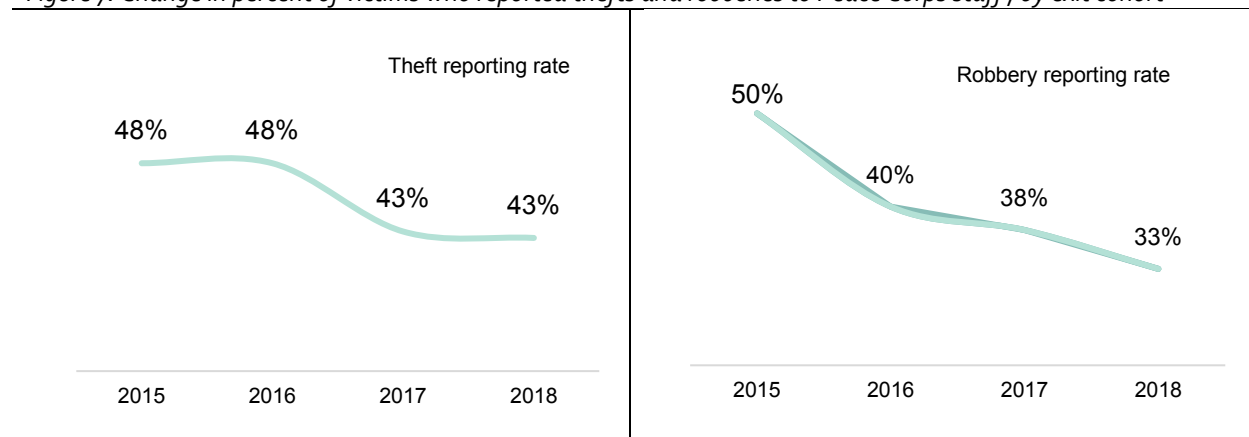
Rape is among the least common crimes Volunteers experience, but the third most common crime Volunteer victims report to Peace Corps staff. About 40 percent of Volunteers who experienced rape reported incidents to Peace Corps staff. This is on par with victims in the United States who reported approximately 40 percent of rape incidents to police in 2017¹.

Change from Prior Exit Cohorts

As noted previously, the prevalence of theft (i.e., taking or attempting to take a Volunteer's property or money under non-confrontational circumstances) decreased 3 percent compared to prior years. At the same time prevalence rates were decreasing, the proportion of victims who reported incidents to Peace Corps staff also declined. In other words, there were not only fewer theft victims, but fewer victims elected to report crimes.

Robbery prevalence rates have been relatively constant, but the proportion of victims reporting robberies to staff declined also.

Figure 7. Change in percent of victims who reported thefts and robberies to Peace Corps staff, by exit cohort



Source: Reporting rates are the number of Volunteers who reported crimes (Consolidated Incident Reporting System) divided by the number who experienced crimes (Security Incident Questionnaire). Exit cohort year refers to the year Volunteers ended service, not necessarily when incidents occurred. Volunteers may have experienced crime incidents at any point during their service, a period averaging approximately two years.

4. VOLUNTEERS' REASONS FOR NOT REPORTING CRIMES TO STAFF

The reasons Volunteers give for not reporting crimes are listed in table 5 with examples illustrating each reason. Volunteers' reasons for choosing not to tell Peace Corps staff about crimes at the time incidents occurred vary by crime category (figure 8).

Property Crimes

The most common reason Volunteers give for not telling Peace Corps staff about property crimes is that they did not think the incidents were particularly serious or threatening. This reason typically corresponds with failed attempts to take a Volunteer's property or enter their residence unlawfully (i.e., burglary).

In the case of burglary and vandalism, a second common reason Volunteers give for not reporting incidents is that they handled them another way. Both burglary (i.e., unlawful entry) and vandalism (i.e., willful destruction or defacing of Volunteer property) most often occur at Volunteers' residences. Many would-be burglars are unable to gain entry to Volunteers' homes and many acts of vandalism are more annoying than threatening (e.g., children drawing on the side of a Volunteer's home).

Rather than report incidents to Peace Corps staff, some Volunteers elect to fix locks or strengthen the security of their homes themselves. Some may also ask neighbors to watch over their property, confront the offender or the offender's parents, or report incidents to local authorities on their own.

Sexual Assaults

The reasons Volunteers choose not to report sexual assaults vary depending on the type of assault.

Non-Aggravated Sexual Assault

Non-aggravated sexual assaults are the most common form of sexual assault. A non-aggravated is non-

consensual sexual contact without force, including failed attempts. Only 23 percent of Volunteers who experience non-aggravated sexual assaults report incidents to Peace Corps staff.

Similar to property crimes, almost half (42 percent) of the Volunteers who elect not to report non-aggravated sexual assaults say it is because the incident was not serious enough to report. The second most common reason is that the Volunteers did not see what Peace Corps staff could realistically do to bring the offender to justice or prevent future incidents. This often corresponds with incidents that happen so quickly that Volunteers cannot identify the perpetrator or because the host culture is such that Volunteers do not think staff could feasibly alter prevailing gender norms.

Rape

Volunteers' reasons for not reporting rapes differ from their reasons for not reporting other types of crimes. Rape is the only crime that an appreciable proportion of victims do not report because they regard it as too personal or embarrassing to talk about (27 percent of non-reporters). Victims of rape are also more likely than victims of any other crime to say they did not report incidents because they felt partly responsible for the incidents occurring.

Other Crimes

Like many other crimes, a major reason Volunteers do not report [threats](#) (i.e., verbal threat to harm a Volunteer without follow through) or [non-aggravated physical assaults](#) (i.e., minor acts of physical aggression such as pushing and shoving) is that the incidents were not that serious in their opinion.

Concerns about how staff might respond factor into some Volunteers' decisions about reporting [aggravated physical assaults](#) (i.e., assaults that cause or could have caused serious injury), and [kidnapping](#)

(i.e., detaining a Volunteer unlawfully for more than a short period). This sometimes includes Volunteers who were intoxicated when incidents took place or who

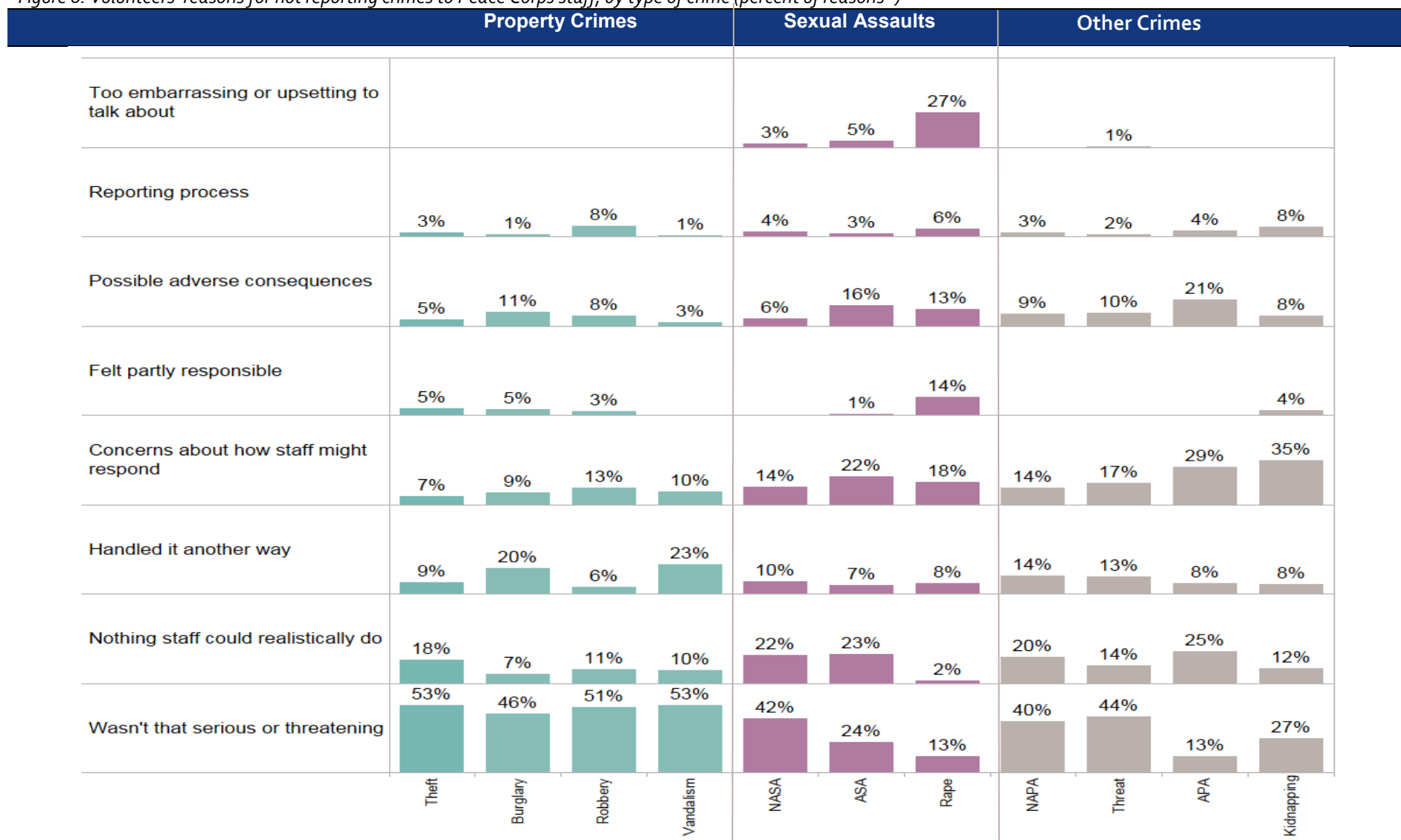
were violating safety and security procedures and are concerned they will be chastised by staff.

Table 5. Examples of Volunteers' reasons for not reporting crimes to Peace Corps staff

Reasons	Examples
Wasn't that serious or threatening	
Little or no loss or harm No ongoing threat	<ul style="list-style-type: none"> The incidents were just annoying. I wasn't harmed. These are such small things. I wouldn't report them at home, either.
Nothing staff could realistically do	
No way to recover property/catch offender Incidents can't be prevented	<ul style="list-style-type: none"> What could they do? I couldn't identify the person. Staff can't prevent it, so why report it?
Handled it another way	
Confronted or talked with offender Reported to someone else Took action to avert future incidents	<ul style="list-style-type: none"> I talked with the person. I told community leaders and they handled it. I just avoided the location in the future.
Concerns about staff response	
Staff may overreact Volunteer may be blamed or judged Others may find out what happened May not be believed/taken seriously	<ul style="list-style-type: none"> Staff get overly involved when they don't need to. If something happens, they imply it's your fault. I didn't think staff would take it seriously.
Possible adverse consequences	
Unwanted change in residence, site, separation Get in trouble for violating policies Consequences for others	<ul style="list-style-type: none"> I like my site. I didn't want to risk being moved. I was violating policy by being in the capital. The family would have been shunned by the community.
Reporting process	
Too much effort/paper work Uncertain about what or how to report	<ul style="list-style-type: none"> I didn't want to go through the long reporting process. I didn't know it was something I should report.
Felt responsible	
Volunteer believed he/she was at least partly at fault	<ul style="list-style-type: none"> It was my fault for being careless. I felt it was my fault for drinking too much.
Too embarrassing or upsetting	
	<ul style="list-style-type: none"> I was angry and upset. I didn't want to deal with the situation any more. Talking about intimate acts is too embarrassing.

Source: *Security Incident Questionnaire (SIQ)*

Figure 8. Volunteers' reasons for not reporting crimes to Peace Corps staff, by type of crime (percent of reasons*)



Source: Security Incident Questionnaire (SIQ)

ASA – aggravated sexual assault; NASA – non-aggravated sexual assault; APA – aggravated physical assault; NAPA – non-aggravated physical assault

*When Volunteers complete the Peace Corps' Security Incident Questionnaire at the end of their service, those who indicate they did not report to Peace Corps staff any or all crimes they experienced are asked to give their most important reason for not reporting incidents. Although Volunteers are asked for only *one* reason – the most important – some give more than one reason. Therefore, the data in this section and related data in Appendix A represent the percent of all the *reasons* Volunteers gave for not reporting specific types of crimes.

5. NUMBER, TYPES, & CHARACTERISTICS OF ANNUAL CRIME REPORT CASELOAD

When Volunteers report crimes to Peace Corps staff, details of the incidents are documented in the agency's [Consolidated Incident Reporting System \(CIRS\)](#) as reports of [victimizations](#). Each Volunteer involved in a crime incident is counted as a distinct victimization; one report is recorded for each victimization. For example, if two Volunteers share a hotel room that is burglarized, there will be two separate burglary victimization reports in CIRS.

Data in CIRS can also be used to calculate the number of unique individuals who reported victimizations. In the previous burglary example, there were two reported victimizations involving two unique crime victims. If one of those same Volunteers was later the victim of a home burglary, there would be three reported victimizations, but only two unique crime victims.

Sexual Assault Risk Reduction and Response Program

During the time period covered in this section (2009 through 2018), the Peace Corps developed and implemented a program to reduce the risk of Volunteers experiencing sexual assaults, eliminate barriers to Volunteers reporting these crimes to Peace Corps staff, and improve services to victims.

Many key elements of that program — the Sexual Assault Risk Reduction and Response Program

(SARRRP) — were initially implemented in 2013. The types of crimes that make up the Agency's annual report caseload have changed appreciably since that time.

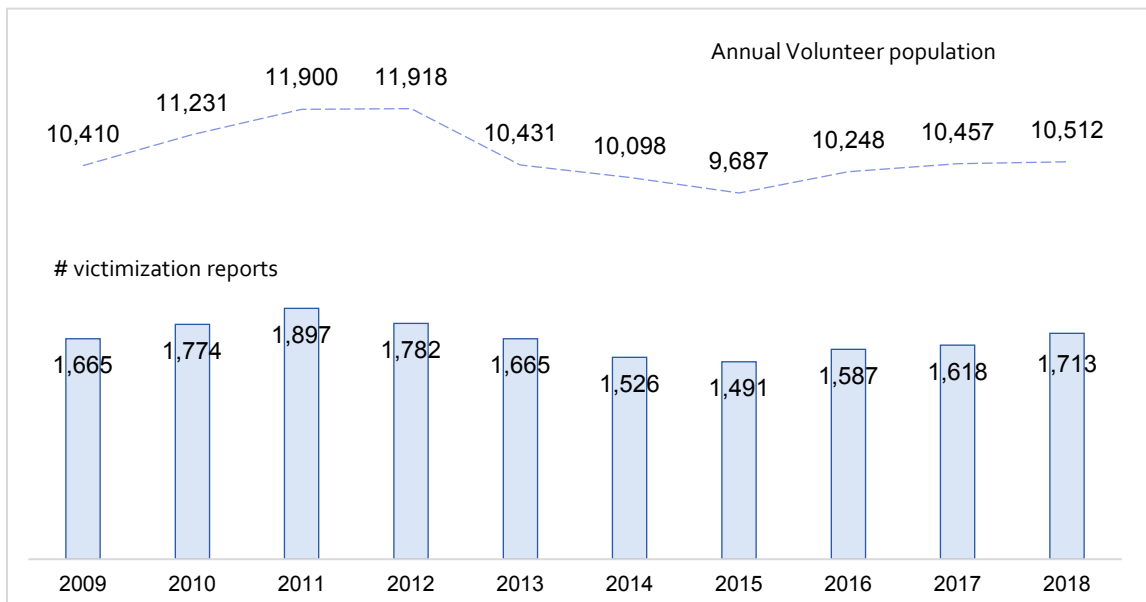
Some of the key SARRRP changes include:

- clarifying definitions of sexual assault offenses (i.e., rape, aggravated sexual assault, non-aggravated sexual assault),
- adding stalking as a crime,
- mandatory sexual assault training for all Peace Corps staff,
- mandatory sexual assault training for all Volunteers,
- granting sexual assault victims immunity from disciplinary action for policy violations related to the incident, and
- restricted reporting – a process that allows sexual assault victims to receive services without details of the assault being known beyond essential staff.

Small Increase in Victimization Reports

During calendar year 2018, Peace Corps staff received 1,713 victimization reports. This represents the continuation of a small upward trend that began in 2015 (figure 9). This increase in reports parallels a comparable increase in the size of the annual Volunteer population. Consistently over time, 12 to 13 percent of the annual Volunteer population report crimes annually (not shown).

Figure 9. Change in annual number of victimization reports compared to change in annual Volunteer population, 2009 – 2018

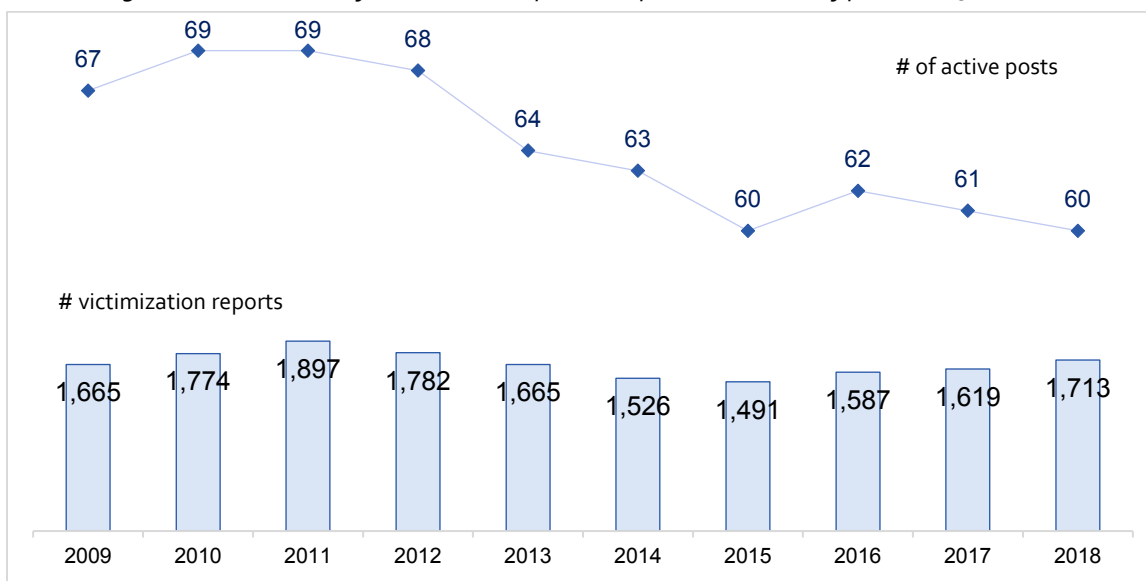


Source: Consolidated Incident Reporting System (CIRS)

While the number of victimization reports staff receive each year fluctuates with changes in the size of the Volunteer population, the Volunteer population in 2018 was dispersed among fewer posts than it was ten years ago (figure 10). In 2018, staff at 60 posts responded to 1,713 reports, an average of 29

reports per post. This exceeds the average for prior years. For example, in 2010 Peace Corps staff received 1,774 reports (slightly more than in 2018), but those reports were handled by staff at 69 posts for an average of 26 reports per post.

Figure 10. Change in annual number of victimization reports compared to number of posts, 2009 — 2018



Source: Consolidated Incident Reporting System (CIRS)

Change in Types of Crimes Reported to Staff

The types or 'mix' of crime reports Peace Corps staff handle annually changed markedly over the past decade (figure 11). Compared to 2009, the 2018 annual crime report caseload consisted of proportionately fewer property crime reports and more sexual assault reports.

Property Crimes are a Smaller Proportion of the Annual Crime Report Caseload

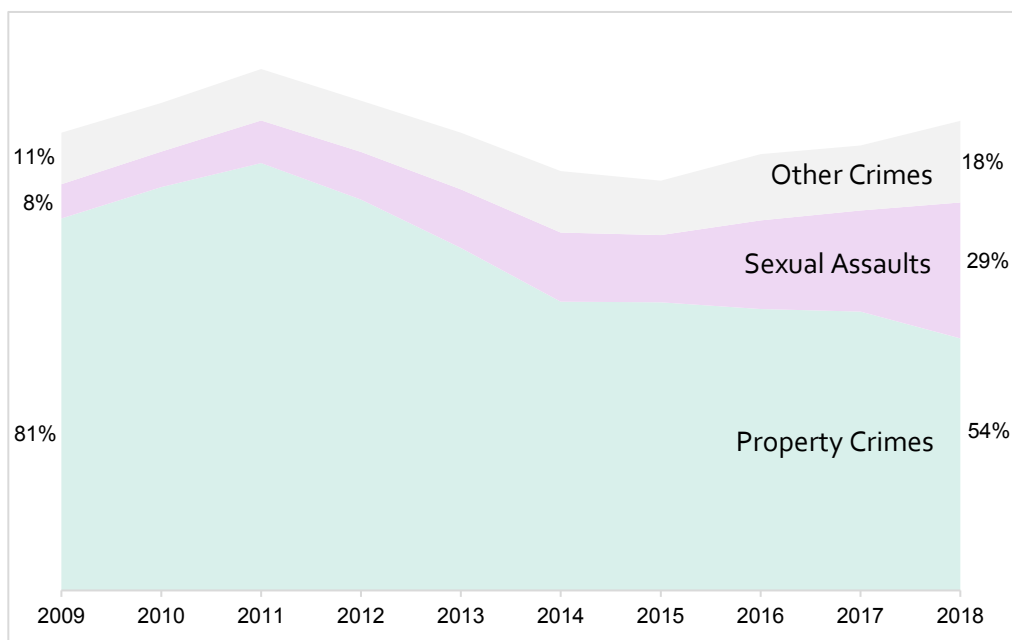
Property crimes went from making up 80 percent of the annual crime report caseload in 2009 to just over 50 percent in 2018 (figure 11). The proportion of annual reports that were thefts decreased 13 percent and the proportion that were burglary decreased 10 percent (table 7).

Sexual Assaults are a Larger Proportion of the Annual Crime Report Caseload

In 2018, reports of sexual assaults accounted for 30 percent of the overall crime report caseload in contrast to less than 10 percent in 2009. As in all other years, the majority of reported sexual assaults were non-aggravated assaults (i.e., non-consensual sexual contact without force, including failed attempts) (table 7).

The increase in reports of sexual assaults coincides with the implementation and maturation of the Peace Corps [Sexual Assault Risk Reduction and Response Program \(SARRRP\)](#). One of the goals of SARRRP is to reduce barriers to Volunteers reporting sexual assaults to staff.

Figure 11. Change in composition of annual crime report caseload (% of all crime reports)



Source: Consolidated Incident Reporting System

Table 7. Change in composition of annual crime report caseload, 2009 — 2018 (percent of all reported victimizations)

		2009	2010	2011	2012	2013	2014	2015	2016	2017	2018	2018 compared to 2009
Annual number of victimization reports		1,665	1,774	1,897	1,782	1,665	1,526	1,491	1,587	1,618	1,713	
Property Crimes	Theft	44%	45%	47%	47%	41%	40%	39%	38%	36%	31%	-13%
	Burglary	25%	23%	21%	23%	21%	19%	19%	19%	18%	15%	-10%
	Robbery	12%	14%	13%	11%	12%	9%	11%	7%	8%	7%	-5%
	Vandalism	1%	<1%	<1%	<1%	<1%	<1%	<1%	1%	<1%	1%	0%
Sexual Assaults	Non-aggravated sexual assault*	5%	5%	5%	8%	9%	11%	11%	14%	16%	20%	+15%
	Rape*	1%	1%	2%	2%	2%	3%	4%	4%	4%	6%	+5%
	Aggravated sexual assault*	1%	1%	1%	1%	1%	2%	2%	2%	3%	3%	+2%
Other Crimes	Non-aggravated physical assault	5%	5%	5%	6%	7%	6%	6%	7%	7%	11%	+6%
	Aggravated physical assault	2%	2%	1%	2%	1%	2%	1%	2%	2%	2%	0%
	Threat	4%	3%	4%	3%	3%	3%	3%	4%	2%	2%	-2%
	Stalking**					1%	4%	3%	3%	3%	3%	N/A
	Kidnapping	<1%	0%	0%	<1%	<1%	<1%	<1%	<1%	<1%	0%	0%

Source: Consolidated Incident Reporting System

See crime definitions on page 7

*Definition changed in 2013

** First included as a crime in 2013

Characteristics of Reported Crimes

As noted in previous sections, a substantial proportion of Volunteer victims do not report crimes to Peace Corps staff. That means the characteristics of reported crimes may not be typical of *all* crimes Volunteers experience.

For example, considering the reasons Volunteers give for not telling staff about crimes, reported crimes appear to be incidents Volunteers consider more serious, ones they believe Peace Corps staff can respond to in a helpful manner, or that Volunteers feel unable to handle on their own.

Potential differences notwithstanding, reported crimes are the incidents staff learn about and respond to in 'real time'. Although the types of

crimes Volunteers report to staff have changed over time, the broadstroke characteristics (i.e., offenders and crime locations) are largely constant.

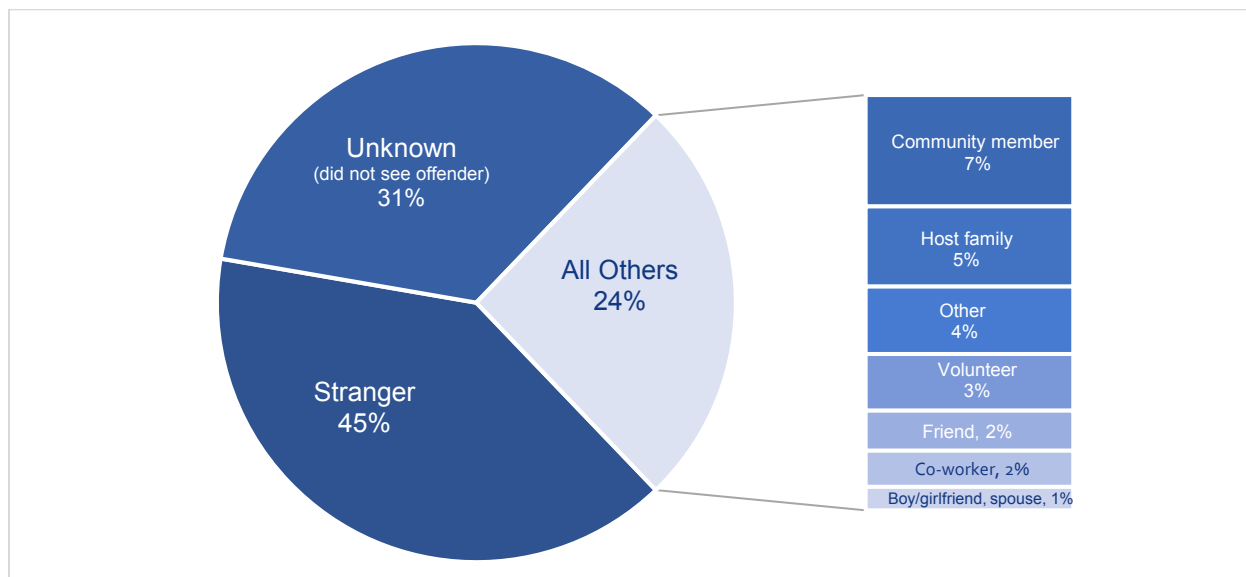
Most reported crimes were committed by strangers or someone the Volunteer never saw

The vast majority (76 percent) of offenders involved in the crimes Volunteers reported to Peace Corps staff in 2018 were people Volunteers did not know or never saw (figure 12).

Few Volunteers report crimes committed by other Volunteers, host family members, or co-workers

Less than 1 percent of the 2018 annual Volunteer population reported a crime committed by another Volunteer (0.6 percent), host family members (0.8 percent), or co-workers (0.4 percent) (figure 13).

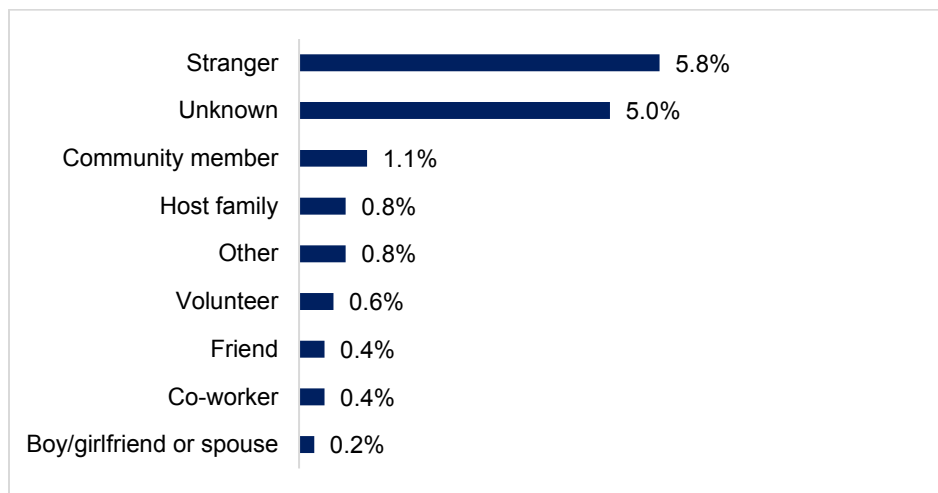
Figure 12. Offender relationship to Volunteer (percent of offenders)*(N = 1,862 offenders)



Source: Consolidated Incident Reporting System (CIRS)

*Excludes stalking because stalking may be comprised of other types of crime incidents. The inclusion of stalking would result in duplicate counting of offenders. With stalking omitted, there were 1,662 crime victimizations reported to staff in 2018 involving 1,862 offenders. In addition to the offenders shown in the figure above, employees of Peace Corps contractors, Peace Corps staff, and local law enforcement officers were identified as offenders in a small number instances. Together, these three groups account for < 1 percent of offenders.

Figure 13. Percent of 2018 annual Volunteer population that reported crimes by offender *



Source: Consolidated Incident Reporting System (CIRS)

*Excludes stalking because stalking may be comprised of other types of crime incidents. The inclusion of stalking would result in duplicate counting of offenders. With stalking omitted, there were 1,662 crime victimizations reported to staff in 2018 involving 1,862 offenders. In addition to the offenders shown in the figure above, employees of Peace Corps contractors, Peace Corps staff, and local law enforcement officers were identified as offenders in a small number instances. Together, these three groups account for < 1 percent of offenders. Volunteers are only counted once within each offender category.

About half of all reported crimes happened when Volunteers were away from the communities where they live and work

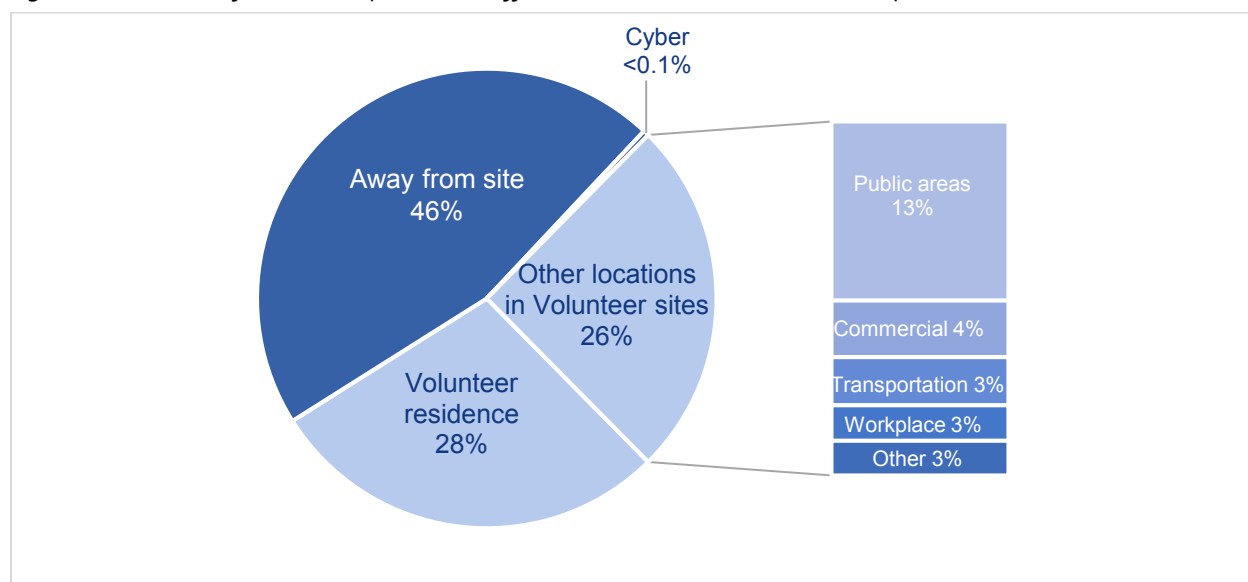
Volunteers spend most of their time during service in the communities where they live and work (i.e., Volunteer sites). Because Volunteers are in their sites a majority of the time, one would expect a majority of reported crimes to occur in Volunteer sites. However, that is not the case.

During calendar year 2018, nearly half (46 percent) of all incidents reported to staff happened when

Volunteers were away from the communities in which they live and work (figure 14).

Slightly more than one-quarter (28 percent) of all reported crimes occurred in or around Volunteer residences. These were primarily burglaries (i.e., unlawful entry) (68 percent of incidents at Volunteer residences) — not all of which were successful — and thefts (18 percent).

Figure 14. Location of incidents reported to staff in 2018 (N = 1,662 victimization reports)



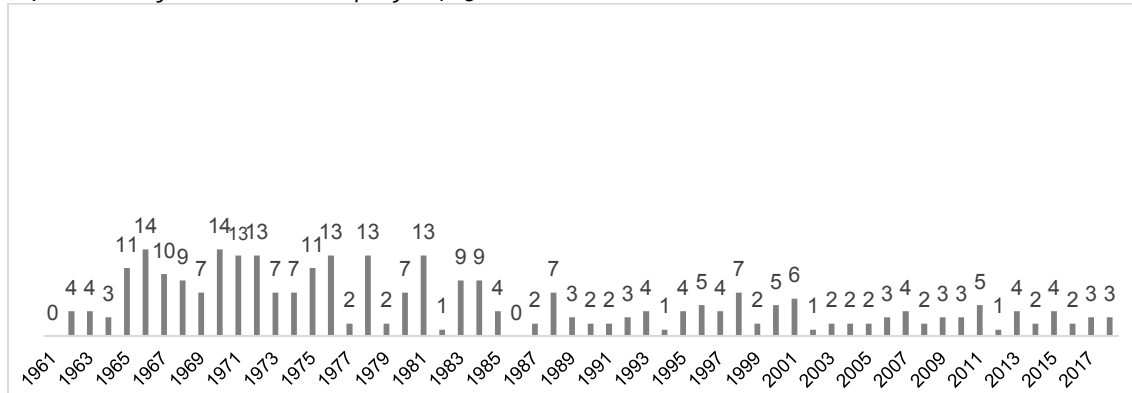
Source: Consolidated Incident Reporting System

*Excludes stalking because stalking may be comprised of other types of crime incidents. The inclusion of stalking would result in duplicate counting of offenders. With stalking omitted, there were 1,662 crime victimizations reported to staff in 2018 involving 1,862 offenders.

VOLUNTEER DEATHS DURING SERVICE

Since 1961 when the Peace Corps was established, 235,000 American men and women have volunteered to serve others around the world in the pursuit of peace. As of 2018, 303 Peace Corps Volunteers have passed away during service (figure 17).

Figure 17. Number of deaths in service per year, 1961* — 2018

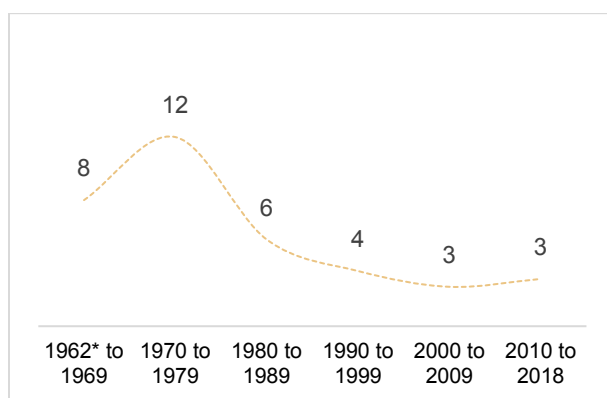


*1961 is not comparable to other years because the first group of Volunteers left the United States in August of 1961.

Volunteer Deaths Have Declined

Volunteer deaths have decreased notably over time (Figure 18). The median number of annual Volunteer deaths peaked at 12 in the 1970s, but has steadily decreased since then. The median number of annual deaths has been 3 in each of the last two decades, albeit the final rate for the current decade is not yet known.

Figure 18. Median number of annual deaths by decade



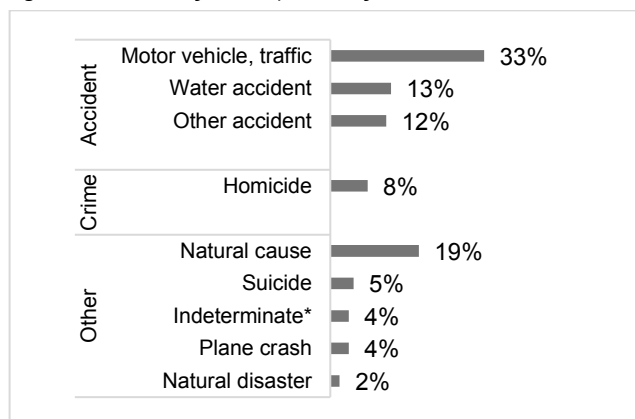
*1961 is excluded because it is not comparable to other years

** In the 1980s, the Peace Corps restricted Volunteers from using motorcycles. Before then, many Volunteers had motorcycles and most rode on backs of motorcycles.

Leading Cause of Deaths

The number one cause of Volunteer deaths is accidents (58 percent of all deaths), particularly motor vehicle and traffic accidents (33 percent of deaths), particularly motor vehicle and traffic accidents (33 percent of deaths)(figure 19).

Figure 19. Manner of death (percent of all deaths, N = 303)



*Manner of death is listed as indeterminate when an investigation into the cause of death is pending, or the cause of death remains unknown.

Homicide

Of the various manners of death, only homicide — the willful non-negligent killing of a Volunteer by another person — is recorded as a crime by the Peace Corps. In the history of the Peace Corps, there have been 24 homicides, half of which began as robberies.

Reducing the Risk of Motor Vehicle and Traffic Accidents

In 2017, with support from the Department of Transportation, the Office of Safety and Security reviewed all of the fatal traffic accidents involving Volunteers in the prior five years to identify common risk factors. The relatively small number of incidents made conclusive analyses difficult, but data suggest that private vehicles (as opposed to taxis or buses) present the greatest risk.

In the past two years, the Agency has taken multiple steps to mitigate the risk of motor vehicle and traffic accidents. They include:

- reviewing the transportation policy at each post to ensure all required topics are being addressed properly and that appropriate mitigation strategies are in place,
- enhancing the training materials used to educate Volunteers about transportation risks,
- mandating documentation of all road traffic accidents, and
- conducting webinars on using internal and external data to assess the risk for accidents and develop interventions.



Madagascar

APPENDIX A – YEAR-TO-YEAR CHANGE IN CRIME INDICATORS, BY CRIME TYPE

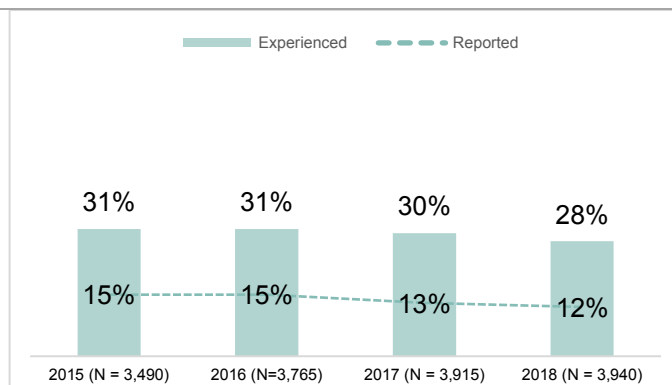
Theft

Taking or attempting to take away a Volunteer's property or cash without the use of force, illegal entry, or direct contact.

- *I left my purse unattended and someone stole my wallet.*
- *Community members kept stealing sticks from my fence to use as firewood.*
- *I noticed small items missing from my room. I talked to my host brother about it. He denied taking anything, but the thefts stopped after that.*
- *I was in a crowded market. I caught a man who was about to steal my phone from my pocket.*

Experienced: percent of all Volunteers in each exit cohort who experienced an attempted or successful theft at any time during their service (a period averaging approximately two years).

Reported: subgroup of Volunteers within each exit cohort who reported thefts or attempted thefts to Peace Corps staff at the time the incidents occurred.



Volunteers' reasons for not reporting incidents to Peace Corps staff



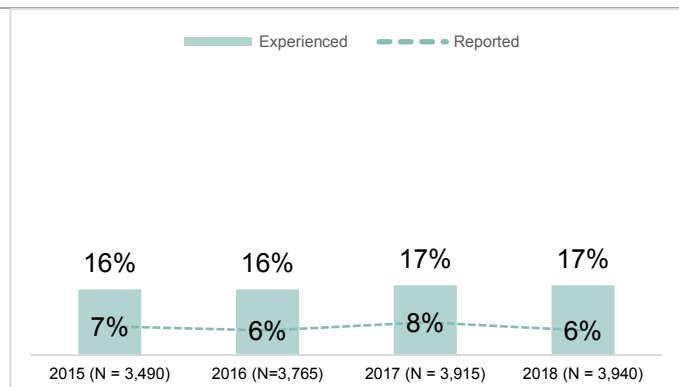
Burglary

Unlawful or forcible entry of a Volunteer's residence (including hotel or hostel room), including unsuccessful attempts. Burglary often, but not always, involves taking property.

- *I left the door open when I stepped outside for a minute. Someone snuck in and took some money.*
- *Neighborhood children broke my windows and slipped through the security bars.*
- *Someone broke in while I was away and stole everything I owned.*
- *My house was broken into. I was sleeping but did not wake up.*

Experienced: percent of all Volunteers in each exit cohort who experienced an attempted or successful burglary at any time during their service (a period averaging approximately two years).

Reported: subgroup of Volunteers within each exit cohort who reported burglaries or attempted burglaries to Peace Corps staff at the time the incidents occurred.



Volunteers' reasons for not reporting incidents to Peace Corps staff.



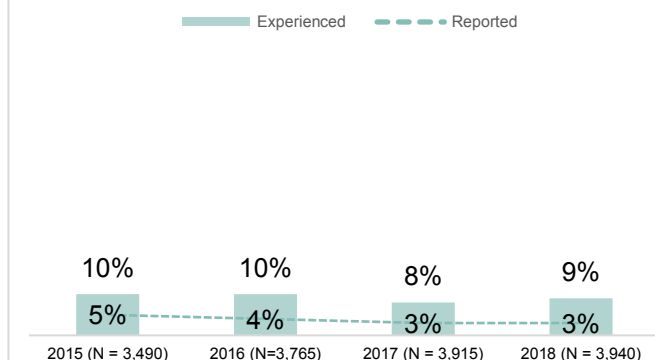
Robbery

Taking or attempting to take anything of value from the care, custody, or control of a Volunteer under confrontational circumstances including the threat of force, violence, or putting the Volunteer in fear of harm.

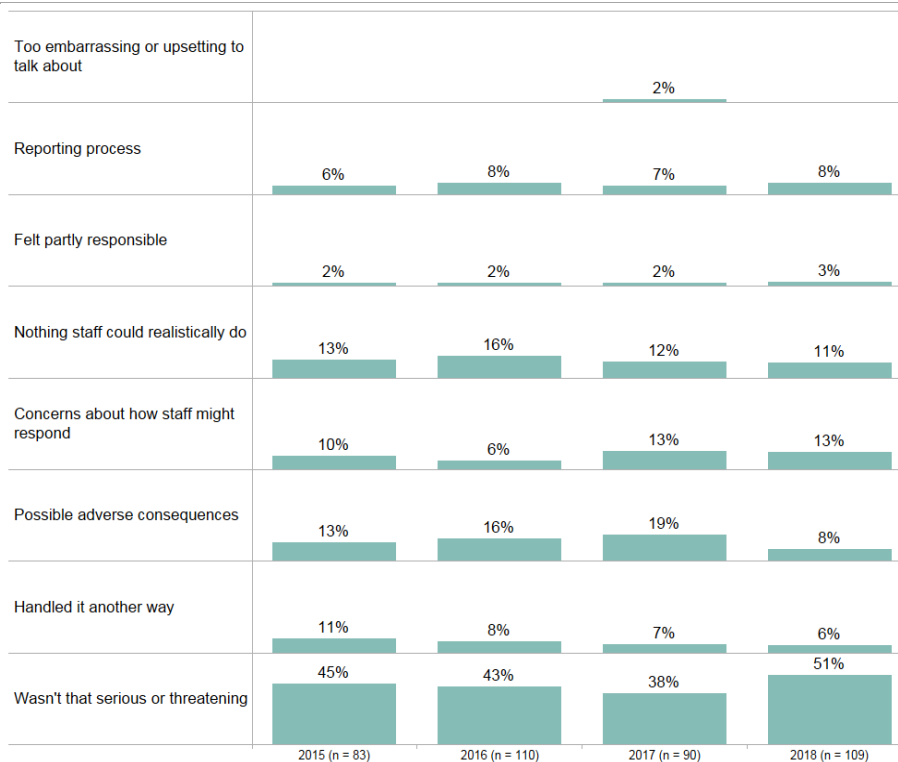
- *A taxi driver tried to get me to pay more than the agreed upon fare. I refused. He forcefully tried to take my bag.*
- *A man on a moto tried to grab my purse as he drove by. I got knocked down.*
- *A group of teens surrounded me. One grabbed me while others searched my pockets.*
- *A man with a knife robbed me while walking in the capital late one night.*

Experienced: percent of all Volunteers in each exit cohort who experienced an attempted or successful robbery at any time during their service (a period averaging approximately two years).

Reported: subgroup of Volunteers within each exit cohort who reported robberies and attempted robberies to Peace Corps staff at the time the incidents occurred.



Volunteers' reasons for not reporting incidents to Peace Corps staff.



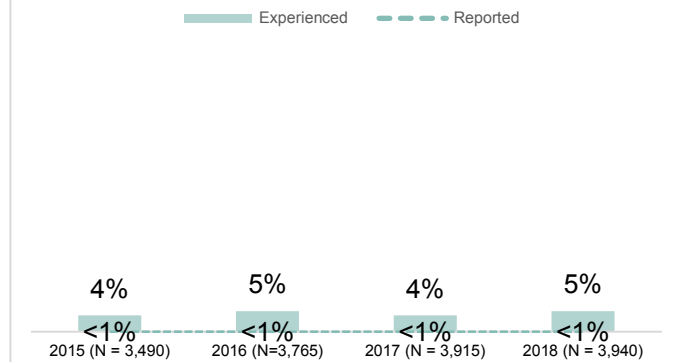
Vandalism

Mischievous or malicious defacement, destruction, or damage of Volunteer property.

- *My neighbor deliberately let his goats into my garden to destroy it.*
- *Someone cut my bike tires.*
- *Someone smeared feces in my outdoor shower.*
- *Kids drew on the house.*
- *Someone poisoned my dog.*

Experienced: percent of all Volunteers in each exit cohort who experienced vandalism at any time during their service (a period averaging approximately two years).

Reported: subgroup of Volunteers within each exit cohort who reported vandalism to Peace Corps staff.



Volunteers' reasons for not reporting incidents to Peace Corps staff.



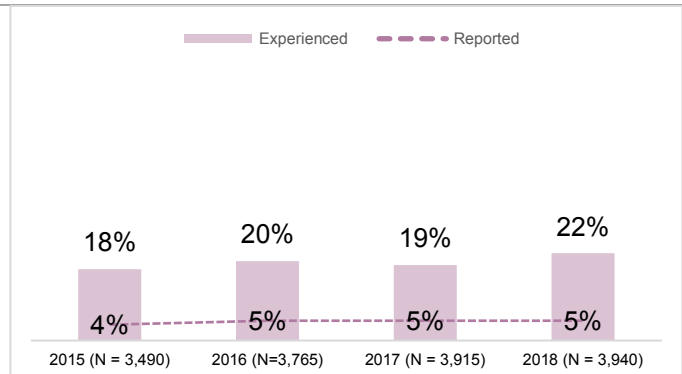
Non-Aggravated Sexual Assault

Intentional contact (directly or through clothing) with a Volunteer's genitalia, anus, groin, breast, thigh, or buttocks; kissing a Volunteer on the mouth, ear, or neck; touching a Volunteer with the offender's genitalia; causing a Volunteer to come in contact with the offender's semen or vaginal fluids; or attempts to carry out any of these acts.

- *Men in bars and clubs often tried to grab my bottom or kiss me without asking.*
- *My butt was grabbed on many occasions in the market or on crowded public transportation.*
- *A sex worker groped and propositioned me.*
- *A man passing in the street suddenly reached out and grabbed my breast without warning.*
- *I was in a crowded taxi, and the person next to me kept touching my inner thigh the entire ride.*

Experienced: percent of all Volunteers in each exit cohort who experienced an attempted or successful non-aggravated sexual assault at any time during their service (a period averaging approximately two years).

Reported: subgroup of Volunteers within each exit cohort who reported incidents to Peace Corps staff at the time the incidents occurred.



Volunteers' reasons for not reporting incidents to Peace Corps staff.



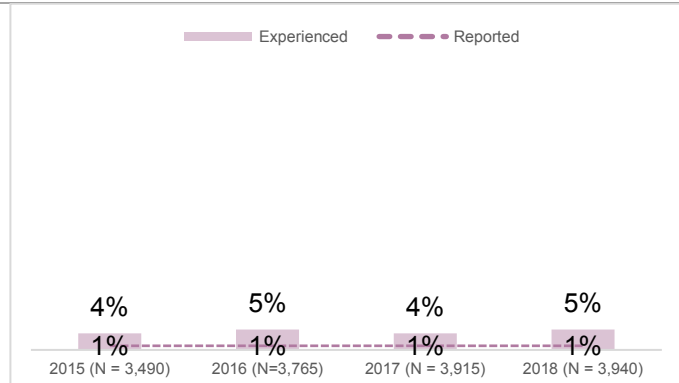
Aggravated Sexual Assault

Intentional contact (directly or through clothing) with a Volunteer's genitalia, anus, groin, breasts, thigh, or buttocks; kissing or disrobing a Volunteer; forcing a Volunteer to contact someone's genitalia, anus, groin, breast, thigh, or buttocks; or the attempt to carry out any of these acts and there is use or threat of force or other intimidating action, or the Volunteer is incapacitated or otherwise incapable of consenting.

- *Fell asleep on the long bus ride back to my site. I woke up to the person next to me rubbing my thigh.*
- *A drunk man grabbed me and kissed me before letting me go.*
- *Was pushed against a vehicle and groped. I was eventually able to break away.*
- *I caught a ride with a stranger. He kept touching my leg and crotch, and trying to get me to touch him. I was trapped until I could persuade him to pull over and let me out.*

Experienced: percent of all Volunteers in each exit cohort who experienced an aggravated sexual assault at any time during their service (a period averaging approximately two years).

Reported: subgroup of Volunteers in each exit cohort who reported aggravated sexual assault to Peace Corps staff.



Volunteers' reasons for not reporting incidents to Peace Corps staff.



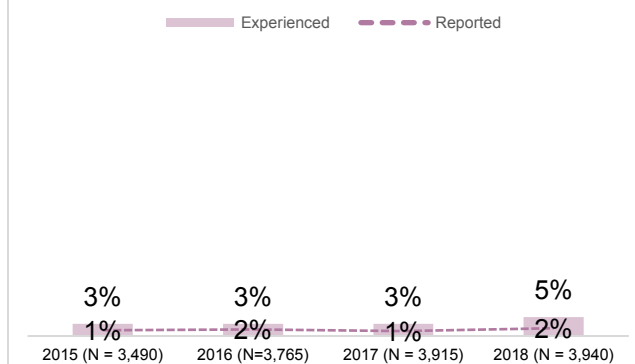
Rape

Penetration, no matter how slight, of a Volunteer's vagina or anus with any body part or object, or oral penetration by another person's sex organ, without the consent of the Volunteer, including when the Volunteer is incapacitated or otherwise incapable of consenting

- *We were sharing beds at a Volunteer get together. In the middle of the night, the Volunteer I was sharing a bed initiated sex without my consent.*
- *Someone followed me outside at a party. No one was around. That's when the incident happened.*
- *Went out with friends and drank too much. I woke up the next morning in a stranger's hotel room and realized he had sex with me.*

Experienced: percent of all Volunteers in each exit cohort who experienced rape at any time during their service (a period averaging approximately two years).

Reported: subgroup of Volunteers within each exit cohort who reported rape to Peace Corps staff.



Volunteers' reasons for not reporting incidents to Peace Corps staff.

Nothing staff could realistically do



Reporting process



Handled it another way



Possible adverse consequences



Wasn't that serious or threatening



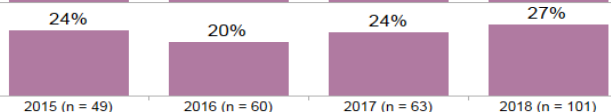
Felt partly responsible



Concerns about how staff might respond



Too embarrassing or upsetting to talk about



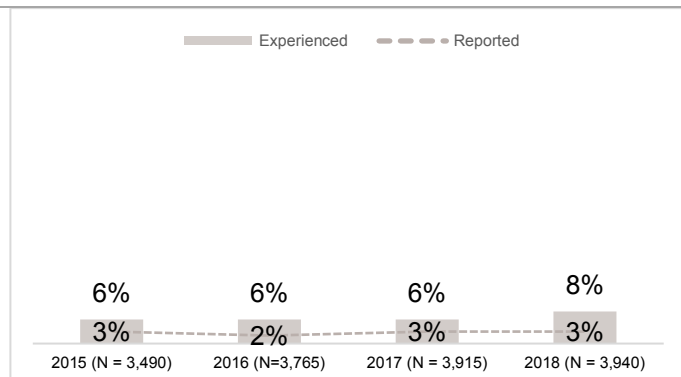
Non-Aggravated Physical Assault

Deliberate aggressive contact or attempted contact that does not require the Volunteer to use substantial force to disengage and results in no injury or minor injury.

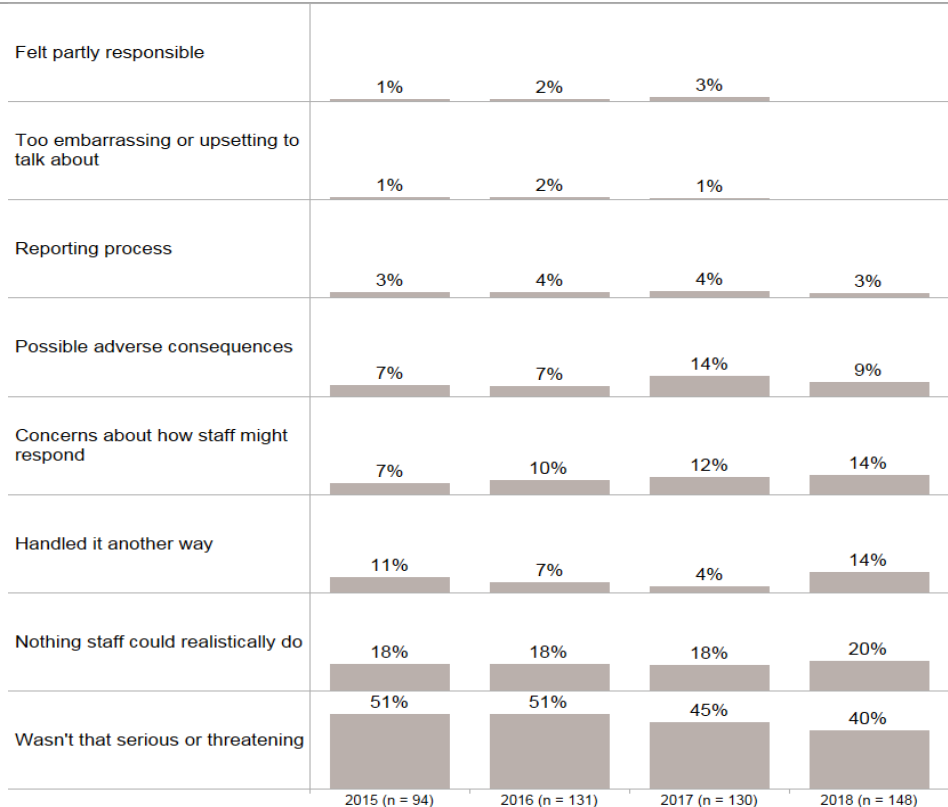
- *It is common to be grabbed or pushed in the market.*
- *Children regularly harassed me to get my attention. Sometimes they threw rocks at me.*
- *A drunk guy at a bar punched me.*
- *A beggar asked me for money. I didn't give him any. As I was walking away, he hit me.*
- *A fight broke out at a community event. I got punched.*

Experienced: percent of all Volunteers in each exit cohort who experienced an attempted or successful non-aggravated physical assault at any time during their service (a period averaging approximately two years).

Reported: subgroup of Volunteers in each exit cohort who reported non-aggravated physical assaults to Peace Corps staff.



Volunteers' reasons for not reporting incidents to Peace Corps staff.



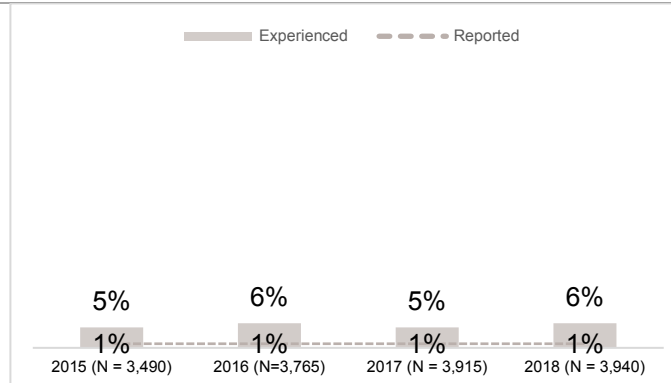
Threat

The use of threatening words or other conduct that places a Volunteer in reasonable fear of bodily harm.

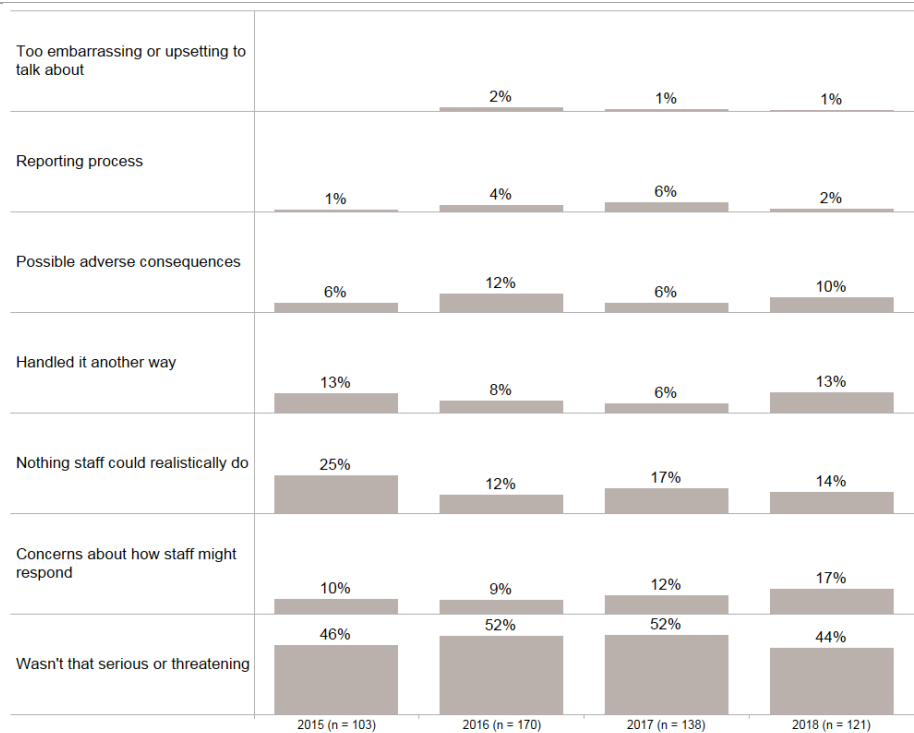
- *A drunk man thought I had insulted him. He raised his fist as if to hit me, but that was all he did.*
- *I was trying to help someone who was being harassed. The offender began harassing me instead and threatened to beat me up. Nothing came of it.*
- *A woman accused me of flirting with her boyfriend. She threatened me, but nothing ever happened.*

Experienced: percent of all Volunteers in each exit cohort who experienced a threat at any time during their service (a period averaging approximately two years).

Reported: subgroup of Volunteers within each exit cohort who reported threats to Peace Corps staff at the time the incidents occurred.



Volunteers' reasons for not reporting incidents to Peace Corps staff.



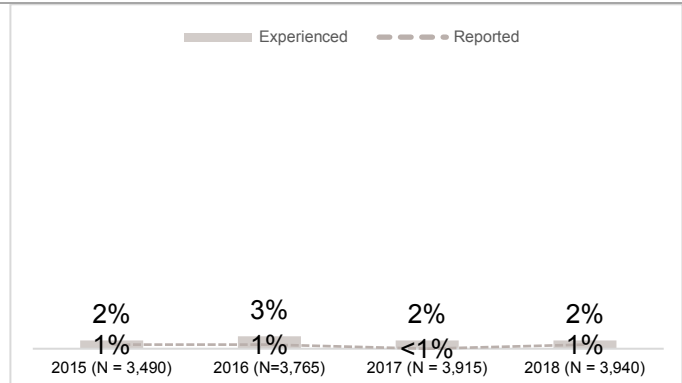
Aggravated Physical Assault

Attack or threat of attack with a weapon in a manner capable of causing death or severe bodily injury or an attack without a weapon when severe injury occurs.

- *A drunk guy at a bar tried to pick a fight. He threw a bottle at me.*
- *A host country national swerved his car toward me as if to run me over. He veered away at the last minute.*
- *I was walking with a friend when a mentally ill man started yelling at us. We ignored him and kept walking. He picked up a large rock and threw it at me. I had to get an x-ray.*

Experienced: percent of all Volunteers in each exit cohort who experienced an aggravated physical assault during their service (a period averaging approximately two years).

Reported: subgroup of Volunteers within each exit cohort who reported incidents to Peace Corps staff.



Volunteers' reasons for not reporting incidents to Peace Corps staff.

Felt partly responsible

2% 4%

Too embarrassing or upsetting to talk about

2% 4%

Reporting process

11% 2% 4% 4%

Handled it another way

5% 12% 8% 8%

Wasn't that serious or threatening

42% 40% 24% 13%

Possible adverse consequences

11% 21% 24% 21%

Nothing staff could realistically do

11% 12% 24% 25%

Concerns about how staff might respond

21% 9% 8% 29%

2015 (n = 19) 2016 (n = 43) 2017 (n = 25) 2018 (n = 24)

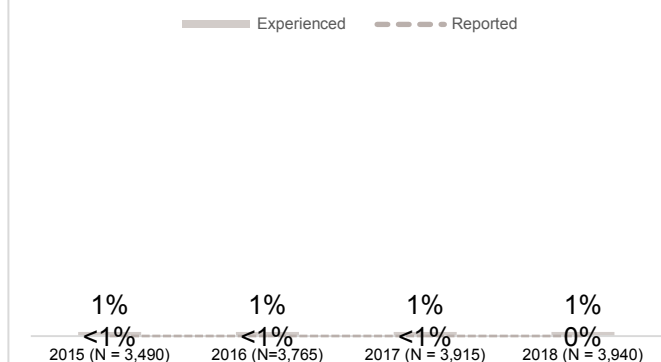
Kidnapping

Unlawful seizure and/or detention of a Volunteer against his/her will for more than a short period of time.

- *My host family locked me in my laundry room for three hours. They were out at their grandchild's graduation and refused to let me out.*
- *I was beaten and held against my will in my own home by my boyfriend.*

Experienced: percent of all Volunteers in each exit cohort who experienced kidnapping at any time during their service (a period averaging approximately two years).

Reported: subgroup of Volunteers within each exit cohort who reported kidnapping to Peace Corps staff.



Volunteers' reasons for not reporting incidents to Peace Corps staff.

