



Peace Corps Volunteer 2010 Annual Volunteer Survey

UKRAINE

October 2010

Office of Strategic Information, Research and Planning

2010 Annual Volunteer Survey: UKRAINE

For internal use only; do not distribute without Peace Corps authorization.

Table of Contents

INTRODUCTION	3
A. Basic Information	4
B. Preparing for the Peace Corps	6
C. Your Peace Corps Assignment	8
D. Training for Your Peace Corps Assignment.....	15
E. Volunteer Assignment Goals and Impact	20
F. Peace Corps Support	25
G. Your Safety and Security.....	30
H. Volunteers Working in HIV/AIDS	54
I. Your Life in the Peace Corps.....	55
J. Overall Assessment of Your Peace Corps Service	64
K. Demographics and Factors Affecting Extensions	65

2010 ANNUAL VOLUNTEER SURVEY COUNTRY REPORT

INTRODUCTION

The Annual Volunteer Survey was conducted from June – August 2010 and 81 percent of the Volunteers (5, 239) responded, the highest number in the 35-year history of the survey. Most Volunteers (89 percent) completed the online version of the survey, and another 11 percent completed a paper version of the survey.

This report conveys the responses to the survey from Volunteers serving in one particular country. The report contains the tables and short narrative responses from the questions offering a finite set of possible responses. The results provide a picture of the activities, experiences and views of Peace Corps Volunteers in 2010, including areas where Volunteers confirm that their needs are being well met and where improvements may be needed.

A second report contains the Volunteers' extensive narrative responses to eight open-ended questions on the survey. The report, *2010 Annual Volunteer Survey Open Ended Responses*, is being distributed separately to the Regional and Country Directors.

ORGANIZATION OF THE REPORT

The country report contains eleven sections, corresponding to the major sections of the survey questionnaire.

The tabular results are presented in the order in which the questions appeared in the 2010 AVS, which corresponds roughly to the phases of Volunteer service. Initial questions asked about preparing for Peace Corps. These were followed by questions about assignment activities and training. The final set of questions asked about extending service beyond two years.

The tables show the percent of post respondents that selected each choice and the total number of post respondents that answered the question. Most survey questions asked respondents to select one answer from a set of choices. The percentages for the "select one" responses add up to 100 percent. Questions that allowed Volunteers to "mark all that apply" result in percentages that total to more than 100 percent. This is because each percentage equals the number of respondents selecting that choice divided by the number of respondents who answered the question.

The 2010 AVS included most questions from earlier annual and biennial surveys. A dozen open-ended questions were excluded this year to reduce the reporting burden and internet connection costs to Volunteers.

Key questions were added to gather more information about:

- Experiences with insensitive comments and behavior based on race, ethnicity, age, gender, or sexual orientation
- Observations or comments about harassment/discrimination experiences (added to the online 2010 AVS after the survey began)
- Reasons that might influence whether or not to extend Volunteer service beyond two years

A crosswalk between the 2009 and 2010 questions is posted on the OSIRP intranet under 2010 AVS Reports “Reference Documents.” Earlier surveys and global, regional and post reports are also on the OSIRP Intranet.

HOW TO USE THE INFORMATION

Posts are encouraged to share the results with staff and Volunteers. These reports are an excellent way to initiate a dialogue with staff and Volunteers at post about what is working well and areas for improvement. In the past, posts have found it useful to share the results with their Volunteers, via the VAC, monthly newsletters, summary bulletins, and presentations at PST and IST.

Please consider comparing these 2010 results with your 2006, 2008 and 2009 survey results to identify trends and changes over time. You may also want to compare your country’s results with the regional and global numbers.

A. Basic Information

This section reports on the overall response rate and percentages of online and paper surveys completed, as well as the Volunteers’ descriptions of their project and site. Results are more representative of all Volunteers at post when the response rate is above 50 percent.

The 2010 Annual Volunteer Survey response rate for UKRAINE was 100%.

Completed Online and Paper Surveys

	Percent	Number
Online	100%	240
Paper		
Total	100%	240

A2: How many months have you been in country?

	Percent	Number
6 months or less	25%	61
7 to 12 months	38%	91
13 to 20 months	17%	40
21 to 27 months	16%	39
28 months or more	4%	9
Total	100%	240

A3: Please select your project.

	Percent	Number
Community Development	23%	55
TEFL	55%	131
Youth Development	21%	51
Other. Please specify	1%	2
Total	100%	239

A3. Description of "other" project

	Percent	Number
Open-ended results. Not responsive to request.		
Total	100%	240

A4: Please choose the best description of your assigned site.

	Percent	Number
Rural town (pop. 2,000 + 25,000)	50%	121
City (pop. over 25,000) - not the capital	40%	96
Village/rural area (pop. under 2,000)	10%	23
Capital of the country		
Outer island (regardless of size)		
Total	100%	240

B. Preparing for the Peace Corps

This section reports Volunteers' motivations in applying and accepting a Peace Corps assignment, as well as how prepared they are currently to meet the challenges of service.

B1: What prompted you to apply to the PC? Mark all that apply.

	PCV Responses	% Selected This Choice	Total PCVs Responding
Personal interest in the Peace Corps	188	78%	
Returned Peace Corps Volunteer whom you met or know personally	71	30%	
Peace Corps website	66	28%	
Peace Corps campus or community information session	55	23%	
Article or book about the Peace Corps	30	13%	
Peace Corps recruiter	30	13%	
Other: Please specify	27	11%	
Family member/s who served in the Peace Corps	21	9%	
Returned Peace Corps Volunteer who spoke to your school or group about the Peace Corps	19	8%	
Peace Corps material in the mail	12	5%	
Americorps service	8	3%	
Radio, TV, or print advertisement	4	2%	
Social media (Facebook, Twitter, etc.)	1	0%	
Total			240

Percents may total to more than 100% since Volunteers were asked to "Mark all that apply."

B1.OTHER: Description of other reasons for applying to Peace Corps

	PERCENT	NUMBER
--	---------	--------

Open-ended results. Not responsive to request.

Open-ended results. Not responsive to request.

Total	100%	240
-------	------	-----

B2: How important were the following factors in accepting a PC assignment?

	Not Important	Somewhat important	Important	Total
Different culture	2%	13%	85%	239
Work experience	16%	39%	45%	238
Help others	1%	11%	87%	239
International experience	3%	15%	81%	239
Language	13%	35%	52%	237
Personal growth	2%	14%	84%	237
U. S. job market	53%	30%	17%	230
Serve my country	27%	35%	38%	234
Travel/adventure	2%	24%	74%	238
Other: Please specify below	5%	5%	90%	20

designed by the host country partners and in-country Peace Corps staff.


C1: Which best describes the focus of your primary assignment/work?

	Percent	Number
English teaching	55%	132
Youth development	18%	44
Community development	13%	30
NGO development	5%	13
Other: Please specify	3%	7
HIV/AIDS	2%	5
Other education	1%	3
Business education/advising	1%	2
Teacher training	1%	2
Health extension	0%	1
Urban & regional planning/municipal development		
Water sanitation		
Forestry/parks		
Environmental education		
Math/science teaching		
Agroforestry		
Information & communications technology (ICT)		
Agriculture/fish/livestock		
Total	100%	239

C1.OTHER: Description of "other" primary assignment/work focus

	PERCENT	NUMBER
--	---------	--------

Open-ended results. Not responsive to request.



C1.OTHER: Description of "other" primary assignment/work focus

	PERCENT	NUMBER
Open-ended results. Not responsive to request.		
Total	100%	240

C2: Are you a Masters International student?

	Percent	Number
No	99%	235
Yes	1%	3
Total	100%	238

C3: Which of the following activities does your primary assignment/work include?

	PCV Responses	% Involved in Activity	Total PCVs Responding
English teaching	185	77%	
Working with youth	145	60%	
HIV/AIDS	67	28%	
Working with NGO(s)	49	20%	
World Wise Schools/ Correspondence Match	45	19%	
Sports/fitness	42	18%	
Working with special groups (e.g., disabled, elderly, ethnic minorities, orphans)	39	16%	
Environment work	33	14%	
Literacy	31	13%	
Arts	28	12%	
Girls' education	28	12%	


Nutrition education	27	11%	
Mobilize host country nationals (HCNs) to volunteer	25	10%	
Information and communications technology (ICT)	23	10%	
Library development	21	9%	
Business advertising	19	8%	
Other: Please specify	16	7%	
Rural development	13	5%	
Urban development/municipal development	13	5%	
Income generation	10	4%	
WID/GAD	10	4%	
Microenterprise development	8	3%	
Natural resources management	6	3%	
Biodiversity conservation	4	2%	
Water and sanitation	3	1%	
Child survival	2	1%	
Community food security (production/marketing)			
Household food security			
Total			240

Percents may total to more than 100% since Volunteers were asked to "Mark all that apply."

C3.OTHER: Description of other primary assignment/work activities

	PERCENT	NUMBER
--	---------	--------

Open-ended results. Not responsive to request.



Open-ended results. Not responsive to request.

Total	100%	240
-------	------	-----

C4: Hours Spent on Primary Assignment During Average Work Week

	None	1-10 hrs	11-20 hrs	21-30 hrs	31-40 hrs	More than 40 hrs	Total
C4Hrs6grp	1%	5%	29%	41%	20%	4%	231

C4: How many hours do you spend on your primary assignment during an average work week?

	All Volunteers	Average	Lowest reported	Highest reported	Did not answer
C4	240	26.3	0	52	9

C5: Which of the following do your secondary activities (other than your primary assignment work) include?

	PCV Responses	% Involved in Activity	Total PCVs Responding
Working with youth	116	53%	
English teaching	113	51%	
HIV/AIDS	85	39%	
Working with NGO(s)	65	30%	
Sports/fitness	62	28%	
Arts	48	22%	
Library development	44	20%	
Working with special groups (e.g., disabled, elderly, ethnic minorities, orphans)	41	19%	
Environment work	40	18%	
World Wise Schools/ Correspondence Match	36	16%	
Girls' education	34	15%	
Mobilize host country nationals (HCNs) to volunteer	33	15%	
Other: Please specify	32	15%	
Nutrition education	29	13%	
Information and communications technology (ICT)	20	9%	
Literacy	19	9%	
WID/GAD	19	9%	

Business advertising	10	5%	
Rural development	10	5%	
Urban development/municipal development	9	4%	
Water and sanitation	8	4%	
Income generation	7	3%	
Child survival	5	2%	
Microenterprise development	4	2%	
Natural resources management	4	2%	
Biodiversity conservation	2	1%	
Community food security (production/marketing)			
Household food security			
Total			220

Percents may total to more than 100% since Volunteers were asked to "Mark all that apply."

C5.OTHER: Description of other secondary activities

	Column N %	Count
--	------------	-------

Open-ended results. Not responsive to request.



Open-ended results. Not responsive to request.

Total	100%	240
-------	------	-----

C5: No Secondary Activities

	Percent	Number
NA	92%	220
No secondary activities	8%	20
Total	100%	240

C6: Hours Spent on Secondary Activities During Average Work Week

	None	1-10 hrs	11-20 hrs	21-30 hrs	31-40 hrs	More than 40 hrs	Total
C6Hrs6grp	3%	71%	23%	2%	0%	1%	220

C6. How many hours do you spend on secondary activities during an average work week?

	All Volunteers	Average	Lowest reported	Highest reported	Did not answer
C6	240	9.3	0	90	20

C7: How personally satisfying is your--?

	Not at all	Minimally	Adequately	Considerably	Exceptionally	Total

Primary assignment	2%	17%	30%	39%	12%	237
Secondary project activities	2%	8%	27%	41%	22%	224

NOTE: See the Open-Ended Responses report for Volunteer comments (C8) about their satisfaction with the work they do

D. Training for Your Peace Corps Assignment

This section reports Volunteers' assessment of the effectiveness of Pre-Service Training (PST) and In-Service Training at post. In-Service Training (IST) includes: Reconnect, Technical IST, Mid-Service and Close of Service Conferences, project management/leadership conferences, and other post-sponsored training sessions.

D1: How many weeks of PST did you have before you were sworn in?

	Less than 8 weeks	8 weeks	9 weeks	10 weeks	11 weeks	12 weeks	More than 12 weeks	Total
D1GRP	1%	2%	3%	40%	32%	21%	1%	211

D2: How effective was your Pre-Service Training (PST) in preparing you to--

	Not effective	Poor	Adequate	Effective	Very effective
Manage cultural differences	2%	5%	31%	41%	21%
Deal with adjustment issues	3%	8%	35%	39%	13%
Work with counterparts/community partners	3%	23%	48%	19%	5%
Use language needed in work and social interactions	1%	9%	25%	40%	25%
Perform technical aspects of your work	3%	14%	46%	28%	8%
Work on your project goals and objectives	3%	13%	47%	30%	6%
Conduct a participatory community needs assessment (e.g., PACA)	1%	17%	45%	27%	7%
Monitor your project goals and outcomes	1%	10%	51%	28%	7%
Maintain your physical health	2%	5%	38%	38%	17%
Maintain your mental/emotional health	3%	15%	32%	32%	16%
Maintain your personal safety and security		2%	23%	44%	31%

D2: How effective was your Pre-Service Training (PST) in preparing you to--

	NA/No training	Total
Manage cultural differences		240
Deal with adjustment issues	2%	239
Work with counterparts/community partners	1%	240

Use language needed in work and social interactions	0%	239
Perform technical aspects of your work	1%	239
Work on your project goals and objectives	1%	238
Conduct a participatory community needs assessment (e.g., PACA)	3%	240
Monitor your project goals and outcomes	3%	239
Maintain your physical health	1%	239
Maintain your mental/emotional health	2%	239
Maintain your personal safety and security	1%	240

D2: How effective was your Pre-Service Training (PST) in preparing you to-- (excluding "NA/No training" responses)

	Not effective	Poor	Adequate	Effective	Very effective	Total
Manage cultural differences	2%	5%	31%	41%	21%	240
Deal with adjustment issues	3%	9%	36%	40%	13%	235
Work with counterparts/community partners	3%	23%	49%	19%	5%	237
Use language needed in work and social interactions	1%	9%	25%	40%	25%	238
Perform technical aspects of your work	3%	14%	46%	28%	8%	237
Work on your project goals and objectives	3%	14%	47%	30%	6%	235
Conduct a participatory community needs assessment (e.g., PACA)	1%	18%	46%	28%	7%	233
Monitor your project goals and outcomes	1%	10%	53%	29%	7%	232
Maintain your physical health	2%	5%	38%	38%	17%	237
Maintain your mental/emotional health	3%	16%	33%	33%	16%	235
Maintain your personal safety and security		2%	23%	44%	32%	238

D3: How many days of PC-sponsored training have you had since you were sworn in?

	None	1-5 days	6-10 days	11-15 days	16-20 days	21-39 days	40+ days	Total
D3GRP	44%	19%	24%	5%	5%	2%	2%	231

D4: How effective was your In-Service Training (IST) in preparing you to--

	Not effective	Poor	Adequate	Effective	Very effective
Manage cultural differences		2%	19%	13%	5%

Deal with adjustment issues	0%	2%	14%	11%	2%
Build and strengthen working relationships with counterparts/community partners	0%	3%	17%	18%	4%
Use language needed in work and social interactions	1%	3%	9%	24%	16%
Perform technical aspects of your work		3%	15%	19%	5%
Work on your project goals and objectives		2%	17%	17%	4%
Conduct a participatory community needs assessment (e.g.,PACA)		4%	16%	10%	3%
Monitor project goals and outcomes		3%	19%	12%	5%
Maintain your physical health	0%	3%	11%	8%	2%
Maintain your mental/emotional health	0%	3%	12%	7%	4%
Maintain your personal safety and security		2%	10%	10%	5%

D4: How effective was your In-Service Training (IST) in preparing you to--

	NA/No training	Total
Manage cultural differences	60%	227
Deal with adjustment issues	71%	227
Build and strengthen working relationships with counterparts/community partners	57%	225
Use language needed in work and social interactions	46%	226
Perform technical aspects of your work	59%	226
Work on your project goals and objectives	59%	227
Conduct a participatory community needs assessment (e.g.,PACA)	66%	226
Monitor project goals and outcomes	61%	227
Maintain your physical health	75%	227
Maintain your mental/emotional health	74%	227
Maintain your personal safety and security	73%	225

D4: How effective was your In-Service Training (IST) in preparing you to-- (excluding "NA/No training" responses)


	Not effective	Poor	Adequate	Effective	Very effective	Total
Manage cultural differences		6%	49%	32%	13%	90
Deal with adjustment issues	2%	8%	47%	38%	6%	66
Build and strengthen working relationships with counterparts/community partners	1%	7%	40%	41%	10%	97
Use language needed in work and social interactions	2%	6%	17%	45%	31%	121

Perform technical aspects of your work		6%	37%	45%	12%	93
Work on your project goals and objectives		5%	42%	41%	11%	92
Conduct a participatory community needs assessment (e.g.,PACA)		13%	49%	29%	9%	76
Monitor project goals and outcomes		8%	47%	31%	13%	89
Maintain your physical health	2%	13%	45%	32%	9%	56
Maintain your mental/emotional health	2%	12%	46%	27%	14%	59
Maintain your personal safety and security		7%	38%	38%	18%	61


D5: Please list other types of training you have had that were sponsored by someone other than PC

	Percent	Number
--	---------	--------

Open-ended results. Not responsive to request.



Open-ended results. Not responsive to request.



Total	100%	240
-------	------	-----

D6: How well can you communicate in the language used by most local people in your community?

	Not at all	Poorly	Adequately	Well	Very well	Total
D6	1%	23%	47%	22%	7%	240

Local language proficiency (D6) by Time in Country (A2)

	Not at all	Poorly	Adequately	Well	Very well	Total
6 months or less	3%	39%	54%	3%		61
7 to 12 months		14%	55%	26%	4%	91
13 to 20 months		33%	35%	25%	8%	40
21 to 27 months		15%	38%	26%	21%	39
28 months or more			11%	78%	11%	9
Total	1%	23%	47%	22%	7%	240

E. Volunteer Assignment Goals and Impact

This section reports Volunteers' self-assessments of their impact on the individuals and organizations in the communities in which they serve. The results address the extent to which Volunteers' work and other community interaction have achieved the following three goals:

Goal 1: To help the people of interested countries in meeting their need for trained men and women by transferring skills to, and building capacity of, host country partners

Goal 2: To help promote a better understanding of Americans on the part of the peoples served

Goal 3: To help Americans understand the people and cultures of other countries

E1: To what extent does your Volunteer work assignment address the following?

	Not at all	Minimally	Adequately	Considerably	Exceptionally
Meets the objectives of the project plan	2%	6%	29%	40%	14%
Builds local capacity for sustainability (goal 1)	3%	19%	38%	23%	8%
Involves local people in planning and implementing activities	3%	15%	29%	30%	13%
Complements other local development activities	6%	19%	31%	22%	8%
Transfers skills to host country individuals and organizations (goal 1)	1%	13%	32%	30%	14%
Mobilizes host country individuals to volunteer	9%	29%	28%	15%	6%

Helps promote a better understanding of Americans on the part of the peoples served (goal 2)	0%	2%	14%	41%	37%
Helps promote a better understanding of other peoples on the part of Americans (goal 3)	1%	3%	16%	41%	32%

E1: To what extent does your Volunteer work assignment address the following?

	NA	Total
Meets the objectives of the project plan	10%	235
Builds local capacity for sustainability (goal 1)	9%	236
Involves local people in planning and implementing activities	11%	237
Complements other local development activities	14%	237
Transfers skills to host country individuals and organizations (goal 1)	11%	237
Mobilizes host country individuals to volunteer	14%	236
Helps promote a better understanding of Americans on the part of the peoples served (goal 2)	6%	237
Helps promote a better understanding of other peoples on the part of Americans (goal 3)	7%	236

E1: To what extent does your Volunteer work assignment address the following? (excluding "NA" responses)

	Not at all	Minimally	Adequately	Considerably
Meets the objectives of the project plan	2%	7%	32%	45%
Builds local capacity for sustainability (goal 1)	3%	21%	41%	26%
Involves local people in planning and implementing activities	3%	17%	32%	34%
Complements other local development activities	7%	22%	36%	26%
Transfers skills to host country individuals and organizations (goal 1)	1%	14%	36%	33%
Mobilizes host country individuals to volunteer	10%	33%	32%	18%
Helps promote a better understanding of Americans on the part of the peoples served (goal 2)	0%	2%	15%	43%
Helps promote a better understanding of other peoples on the part of Americans (goal 3)	1%	4%	17%	44%

**E1: To what extent does your Volunteer work assignment address the following?
(excluding "NA" responses)**

2010 Annual Volunteer Survey: UKRAINE

For internal use only; do not distribute without Peace Corps authorization.

	Exceptionally	Total
Meets the objectives of the project plan	15%	211
Builds local capacity for sustainability (goal 1)	9%	215
Involves local people in planning and implementing activities	14%	211
Complements other local development activities	10%	205
Transfers skills to host country individuals and organizations (goal 1)	15%	212
Mobilizes host country individuals to volunteer	6%	204
Helps promote a better understanding of Americans on the part of the peoples served (goal 2)	39%	223
Helps promote a better understanding of other peoples on the part of Americans (goal 3)	35%	220

E2: How effective have you been in transferring knowledge and skills to help the following persons or groups build their capacities?

	Not at all	Minimally	Adequately	Considerably	Exceptionally
Your counterpart/community partner	5%	18%	25%	31%	16%
An organization other than your host institution	10%	21%	24%	15%	7%
Members of your host community	1%	20%	33%	27%	10%
Other Peace Corps Volunteers	2%	7%	35%	37%	11%

E2: How effective have you been in transferring knowledge and skills to help the following persons or groups build their capacities?

	NA	Total
Your counterpart/community partner	6%	238
An organization other than your host institution	23%	238
Members of your host community	10%	239
Other Peace Corps Volunteers	8%	238

E2: How effective have you been in transferring knowledge and skills to help the following persons or groups build their capacities? (excluding "NA" responses)

	Not at all	Minimally	Adequately	Considerably
Your counterpart/community partner	5%	19%	26%	33%
An organization other than your host institution	13%	27%	31%	20%

Members of your host community	1%	22%	37%	30%
Other Peace Corps Volunteers	2%	7%	39%	41%

E2: How effective have you been in transferring knowledge and skills to help the following persons or groups build their capacities? (excluding "NA" responses)

	Exceptionally	Total
Your counterpart/community partner	17%	224
An organization other than your host institution	9%	183
Members of your host community	11%	216
Other Peace Corps Volunteers	11%	218

E2.TEXT: Description of others to whom you are transferring skills to help build their capacities

	Column N %	Count
--	------------	-------

Open-ended results. Not responsive to request.

Total	100%	240
-------	------	-----

E3: Based on your contact with host country nationals, to what extent have they gained a better understanding of Americans?

	Not at all	Minimally	Adequately	Considerably	Exceptionally	Too early to tell	Total
E3	0%	5%	18%	46%	19%	12%	238

E3: Based on your contact with host country nationals, to what extent have they gained a better understanding of Americans? (excluding "Too early to tell" responses)

	Not at all	Minimally	Adequately	Considerably	Exceptionally	Total
E3	0%	5%	21%	52%	21%	210

E4: In which of the following third goal activities have you participated during your PC service? Mark all that apply.

	PCV Responses	% Doing This	Total PCVs Responding
Electronic updates	221	94%	
Personal website or blog	119	51%	
Hosting American visitors	112	48%	
Hard copy/paper update	97	41%	
Enrollment in the CWWS/CMS program	89	38%	
Pen pal program/letter exchange	44	19%	
While on home leave, spoke at a school or community group	20	9%	
Podcasted/created a slide show or video posted online	18	8%	
Posted to PC Digital Library	14	6%	
Peace Corps Week activities	6	3%	
Other please specify	2	1%	
Total			234

Percents may total to more than 100% since Volunteers were asked to "Mark all that apply."

E4.TEXT: Description of "others" third goal activities

	Column N %	Count
--	------------	-------

Open-ended results. Not responsive to request.

Open-ended results. Not responsive to request.

Total	100%	240
-------	------	-----

E4: When asked about third goal activities, Volunteer answered "No involvement in third goal activities."

	NA	No third goal activities	Total
No Goal 3 activities	98%	3%	240

E5: Based on your contact with Americans, to what extent have they gained a better understanding of host country nationals?

	Not at all	Minimally	Adequately	Considerably	Exceptionally	Too early to tell	Total
E5	1%	4%	20%	50%	17%	7%	240

E5: Based on your contact with Americans, to what extent have they gained a better understanding of host country nationals? (excluding "Too early to tell" responses)

	Not at all	Minimally	Adequately	Considerably	Exceptionally	Total
E5	1%	4%	22%	54%	18%	223

F. Peace Corps Support

This section reports Volunteers' satisfaction with in-country Peace Corps staff support and how the Volunteers communicate with the post.

F1: How prepared for your arrival were the host people with whom you would be working?

	Not at all	Minimally	Adequately	Considerably	Exceptionally	Total
F1	(b) (5)					238

F2: To what extent is your CD aware of Volunteer issues and concerns through interactions with PCVs?

	Not at all	Minimally	Adequately	Considerably	Exceptionally	Total
F2	(b)(5), (b)(6)					237

F3: How satisfied are you with the health care you received from your PCMO(s)?

	Not at all	Minimally	Adequately	Considerably	Exceptionally	Not Used	Total
F3		4%	20%	32%	39%	6%	238

F3: How satisfied are you with the health care you received from your PCMO(s)?(excluding "Not used" responses)

	Not at all	Minimally	Adequately	Considerably	Exceptionally	Total
F3		4%	21%	33%	42%	224

F4: How satisfied are you with the following support provided by in-country PC staff?

	Not at all	Minimally	Adequately	Considerably	Exceptionally	NA	Total
Administrative/logistical		6%	33%	37%	23%	1%	239
Cross-cultural	2%	4%	33%	35%	23%	3%	239
Emotional	7%	15%	33%	20%	15%	10%	238
Feedback on my work reports	4%	17%	26%	19%	11%	23%	238
Job assignment	2%	12%	33%	29%	20%	4%	239
Language learning	2%	5%	23%	36%	33%	0%	239
Medical		4%	19%	30%	44%	3%	239
Safety and security	0%	3%	15%	37%	43%	2%	239
Site selection/preparation	6%	23%	23%	27%	21%	1%	239
Technical skills	1%	14%	45%	20%	16%	4%	238

F4: How satisfied are you with the following support provided by in-country PC staff? (excluding "NA" responses)

	Not at all	Minimally	Adequately	Considerably	Exceptionally	Total
Administrative/logistical		6%	33%	38%	23%	236
Cross-cultural	2%	4%	34%	36%	23%	233
Emotional	8%	17%	37%	22%	16%	214
Feedback on my work reports	5%	22%	34%	25%	14%	183
Job assignment	2%	13%	34%	30%	21%	230
Language learning	2%	5%	24%	36%	33%	238
Medical		4%	19%	31%	45%	232

Safety and security	0%	3%	15%	38%	44%	234
Site selection/preparation	6%	23%	23%	27%	21%	237
Technical skills	1%	15%	46%	21%	16%	228

F5: What level of PC support have you received to help cope with stress from issues such as HIV/AIDS, food insecurity, etc. in your community? (Including PCVs w/no need for support)

	No support	Minimal support	Adequate support	Considerable support	Exceptional support	NA / I have no need for support	Total
F5	3%	14%	17%	16%	6%	45%	237

F5: What level of PC support have you received to help cope with stress from issues such as HIV/AIDS, food insecurity, etc. in your community? (excluding "NA/No need for support" responses)

	No support	Minimal support	Adequate support	Considerable support	Exceptional support	Total
F5	5%	24%	31%	29%	11%	131

F6a: How would you rate your interaction with the Country Director (CD) in terms of the following?

	Inadequate	Adequate	Total
CD Responsiveness	21%	79%	215
CD Informative content	19%	81%	217
CD Comfort level	30%	70%	217
CD Site visits	48%	52%	206

F6b: How would you rate your interaction with the PTO in terms of --?

	Inadequate	Adequate	Total
PTO Responsiveness	5%	95%	221
PTO Informative content	6%	94%	218
PTO Comfort level	8%	92%	217
PTO Site visits	28%	72%	205

F6c: How would you rate your interaction with the APCD/Program Manager in terms of --?

	Inadequate	Adequate	Total
APCD/PM Responsiveness	9%	91%	216
APCD/PM Informative content	10%	90%	213
APCD/PM Comfort level	11%	89%	212
APCD/PM Site visits	24%	76%	202

F6d: How would you rate your interaction with the PCMO in terms of --?

	Inadequate	Adequate	Total
PCMO Responsiveness	5%	95%	227
PCMO Informative content	6%	94%	228
PCMO Comfort level	6%	94%	224
PCMO Site visits	21%	79%	211

F6e: How would you rate your interaction with the Safety and Security Coordinator (SSC) in terms of --?

	Inadequate	Adequate	Total
SSC Responsiveness	3%	97%	224
SSC Informative content	4%	96%	222
SSC Comfort level	6%	94%	221
SSC Site visits	22%	78%	202

F6f: How would you rate your interaction with the Training Manager in terms of --?

	Inadequate	Adequate	Total
TrMngr Responsiveness	9%	91%	227
TrMngr Informative content	7%	93%	224
TrMngr Comfort level	12%	88%	225
TrMngr Site visits	25%	75%	205

F6g: How would you rate your interaction with administrative staff in terms of --?

	Inadequate	Adequate	Total
Admin Responsiveness	6%	94%	222
Admin Informative content	6%	94%	220
Admin Comfort level	10%	90%	215
Admin Site visits	23%	77%	203

F7: What is the best method for you to communicate with your Peace Corps office?

	Percent	Number
Cell phone	52%	125
Email	43%	104
Text messaging (SMS)	3%	8
In-person visits	1%	2
Other: Please specify below	0%	1
Telephone not at residence or work		
Telephone at residence or work		
Letters/postal service		
Fax		
Total	100%	240

F7.OTHER: Description of "other" best method to communicate with post

	PERCENT	NUMBER
Open-ended results. Not responsive to request.		
Total	100%	240

F8: In general, how do you rate the effectiveness of your communication resources for contacting your PC staff in-country?

	Not effective	Poor	Adequate	Effective	Very effective	Total
F8		2%	24%	44%	30%	240

G. Your Safety and Security

This section reports on how safe Volunteers feel. Volunteers' experiences with various types of insensitive remarks or behaviors, harassment or discrimination, and crime are summarized, as well as whether harassment and crime events were reported to Peace Corps.

G1: How safe do you feel...?

	Not at All Safe	Often Unsafe	Adequately Safe	Usually Safe	Very Safe	Total
Where you live	1%	2%	9%	33%	55%	240
Where you work		1%	4%	18%	77%	240
When you travel in-country		4%	24%	56%	16%	239
City where main Peace Corps office is located	0%	1%	21%	53%	24%	238

G2: Have you encountered insensitive comments or behavior toward you based on your race, ethnicity, age, gender, or sexual orientation from any of the following sources?

	Yes	No	NA	Total
Host/home stay family	(b) (5)			240
Community members	(b) (5)			240
Other Volunteers	8%	90%	3%	240
PC in-country staff	6%	91%	3%	240
Other	9%	44%	47%	148

G2: Have you encountered insensitive comments or behavior toward you based on your race, ethnicity, age, gender, or sexual orientation from any of the following sources? (excluding "NA" responses)

	Yes	No	Total

Host/home stay family	(b) (5)		229
Community members	(b) (5)		233
Other Volunteers	8%	92%	233
PC in-country staff	6%	94%	233
Other	17%	83%	78

G2.OTHER: Description of "other" sources of insensitive comments/behavior

Open-ended results. Not responsive to request.



Total		100%	240
-------	--	------	-----

NOTE: See Open-Ended Responses Report for comments Volunteers wrote in response to Question G3 to explain their harassment/discrimination answers.

G3: Please indicate the number of times you experienced the following types of discrimination/harassment: PERCENTAGES

	None	Once	2-5 times	6-10 times	11-25 times	26+ times	Total
Age H/D	91%	2%	3%	1%	1%	1%	176
Anti-American H/D	59%	16%	20%	2%	3%		180
Disability H/D	98%		1%	1%			173
Gender H/D	82%	5%	9%	1%	1%	2%	176
Racial/color H/D	84%	4%	10%	2%			177
Religious H/D	91%	4%	5%		1%		175
Sexual orientation H/D	95%	2%	3%				174
Sexual harassment (physical)	88%	6%	6%				179
Sexual harassment (verbal)	75%	8%	10%	3%	2%	1%	178

G3: Please indicate the number of times you experienced the following types of discrimination/harassment: NUMBERS

	None	Once	2-5 times	6-10 times	11-25 times	26+ times	Total
Age H/D	161	3	6	2	2	2	176
Anti-American H/D	107	28	36	4	5		180
Disability H/D	170		2	1			173
Gender H/D	145	8	16	2	1	4	176
Racial/color H/D	148	7	18	4			177
Religious H/D	159	7	8		1		175
Sexual orientation H/D	166	3	5				174
Sexual harassment (physical)	158	10	11				179
Sexual harassment (verbal)	134	15	17	6	4	2	178

G3: Volunteers experiencing AGE discrimination/harassment: Events by Number of Reports to PC

		Reported Age H/D						
		Never	Once	2-5 times	6-10 times	11-25 times	26+ times	Total
Age H/D	Once	3						3
	2-5 times	5	1					6
	6-10 times	2						2
	11-25 times	1	1					2
	26+ times	2						2
	Total	13	2					15

NOTE: Some PCVs provided the number of events without answering how many times they reported the event/s.

G3: Volunteers experiencing AGE discrimination/harassment: Events by Person Responsible

		Stranger	Someone you know	Counterpart, supervisor, co-worker	Peace Corps Volunteer	Peace Corps staff
		Responsible	Responsible	Responsible	Responsible	Responsible
Age H/D	Once			1	1	
	2-5 times	2	2	1	2	
	6-10 times			1		1
	11-25 times					
	26+ times	1	1		1	
	Total PCVs	3	3	3	4	1

NOTE: Some PCVs provided the number of events without answering who was responsible.

G3: Volunteers experiencing AGE discrimination/harassment:

Events by Person Responsible

		Host country family member	Other
		Responsible	Responsible
Age H/D	Once		
	2-5 times		
	6-10 times	1	
	11-25 times		
	26+ times		
	Total PCVs	1	

NOTE: Some PCVs provided the number of events without answering who was responsible.

G3: Volunteers experiencing ANTI-AMERICAN discrimination/harassment: Events by Number of Reports to PC

		Reported Anti-American H/D						Total
		Never	Once	2-5 times	6-10 times	11-25 times	26+ times	
Anti-American H/D	Once	22	3					25
	2-5 times	31		1				32
	6-10 times	4						4
	11-25 times	5						5

	26+ times						
	Total	62	3	1			66

NOTE: Some PCVs provided the number of events without answering how many times they reported the event/s .

G3: Volunteers experiencing ANTI-AMERICAN discrimination/harassment: Events by Person Responsible

		Stranger Responsible	Someone you know Responsible	Counterpart, supervisor, co-worker Responsible	Peace Corps Volunteer Responsible	Peace Corps staff Responsible
Anti-American H/D	Once	14				
	2-5 times	19	5	5		1
	6-10 times	3		1		
	11-25 times	2	2			
	26+ times					
	Total PCVs	38	7	6		1

NOTE: Some PCVs provided the number of events without answering who was responsible.

**G3: Volunteers experiencing ANTI-AMERICAN discrimination/harassment:
Events by Person Responsible**

		Host country family member Responsible	Other Responsible
Anti-American H/D	Once	1	1
	2-5 times	1	
	6-10 times		
	11-25 times		
	26+ times		
	Total PCVs	2	1

NOTE: Some PCVs provided the number of events without answering who was responsible.

G3: Volunteers experiencing DISABILITY discrimination/harassment: Events by Number of Reports to PC

		Reported Disability H/D						
		Never	Once	2-5 times	6-10 times	11-25 times	26+ times	Total

Disability H/D	Once						
	2-5 times	2					2
	6-10 times	1					1
	11-25 times						
	26+ times						
	Total	3					

NOTE: Some PCVs provided the number of events without answering how many times they reported the event/s .

G3: Volunteers experiencing DISABILITY discrimination/harassment: Events by Person Responsible

		Stranger Responsible	Someone you know Responsible	Counterpart, supervisor, co-worker Responsible	Peace Corps Volunteer Responsible	Peace Corps staff Responsible
Disability H/D	Once					
	2-5 times	1	1	1	1	
	6-10 times					1
	11-25 times					
	26+ times					
	Total PCVs	1	1	1	1	1

NOTE: Some PCVs provided the number of events without answering who was responsible.

**G3: Volunteers experiencing DISABILITY discrimination/harassment:
Events by Person Responsible**

		Host country family member Responsible	Other Responsible
Disability H/D	Once		
	2-5 times		
	6-10 times		
	11-25 times		
	26+ times		
	Total PCVs		

NOTE: Some PCVs provided the number of events without answering who was responsible.

G3: Volunteers experiencing GENDER discrimination/harassment: Events by Number of Reports to PC

		Reported Gender H/D						Total
		Never	Once	2-5 times	6-10 times	11-25 times	26+ times	
Gender H/D	Once	6	1					7
	2-5 times	13						13
	6-10 times	2						2
	11-25 times	1						1
	26+ times	4						4
	Total	26	1					27

NOTE: Some PCVs provided the number of events without answering how many times they reported the event/s .

G3: Volunteers experiencing GENDER discrimination/harassment: Events by Person Responsible

		Stranger	Someone you know	Counterpart, supervisor, co-worker	Peace Corps Volunteer	Peace Corps staff
		Responsible	Responsible	Responsible	Responsible	Responsible
Gender H/D	Once	2			1	1
	2-5 times	5	9	3	2	1
	6-10 times					
	11-25 times	1	1	1	1	
	26+ times	3	3	1	2	
	Total PCVs	11	13	6	5	2

NOTE: Some PCVs provided the number of events without answering who was responsible.

G3: Volunteers experiencing GENDER discrimination/harassment:

Events by Person Responsible

		Host country family member	Other
		Responsible	Responsible
Gender H/D	Once	1	
	2-5 times	1	2
	6-10 times		
	11-25 times		
	26+ times	1	

Total PCVs	3	2
------------	---	---

NOTE: Some PCVs provided the number of events without answering who was responsible.

G3: Volunteers experiencing RACIAL/COLOR discrimination/harassment: Events by Number of Reports to PC

		Reported Racial/color H/D						Total
		Never	Once	2-5 times	6-10 times	11-25 times	26+ times	
Racial/color H/D	Once	4	2					6
	2-5 times	14	3					17
	6-10 times	3	1					4
	11-25 times							
	26+ times							
	Total	21	6					27

NOTE: Some PCVs provided the number of events without answering how many times they reported the event/s .

G3: Volunteers experiencing RACIAL/COLOR discrimination/harassment: Events by Person Responsible

		Stranger	Someone you	Counterpart,	Peace Corps	Peace Corps
		Responsible	know	supervisor,	Volunteer	staff
		Responsible	Responsible	Responsible	Responsible	Responsible
Racial/color H/D	Once	2				1
	2-5 times	9	6	1	2	
	6-10 times	1				
	11-25 times					
	26+ times					
	Total PCVs	12	6	1	2	1

NOTE: Some PCVs provided the number of events without answering who was responsible.

**G3: Volunteers experiencing RACIAL/COLOR discrimination/harassment:
Events by Person Responsible**

		Host country family	Other
		Responsible	Responsible
Racial/color H/D	Once		

	(b) (5)
2-5 times	
6-10 times	
11-25 times	
26+ times	
Total PCVs	

NOTE: Some PCVs provided the number of events without answering who was responsible.

G3: Volunteers experiencing RELIGIOUS discrimination/harassment: Events by Number of Reports to PC

		Reported Religious H/D						Total
		Never	Once	2-5 times	6-10 times	11-25 times	26+ times	
Religious H/D	Once	5						5
	2-5 times	8						8
	6-10 times							
	11-25 times	1						1
	26+ times							
	Total	14						14

NOTE: Some PCVs provided the number of events without answering how many times they reported the event/s .

G3: Volunteers experiencing RELIGIOUS discrimination/harassment: Events by Person Responsible

		Stranger	Someone you know	Counterpart, supervisor, co-worker	Peace Corps Volunteer	Peace Corps staff
		Responsible	Responsible	Responsible	Responsible	Responsible
Religious H/D	Once	1	3			
	2-5 times	4	5		2	2
	6-10 times					
	11-25 times			1		1
	26+ times					
	Total PCVs	5	9		3	2

NOTE: Some PCVs provided the number of events without answering who was responsible.

**G3: Volunteers experiencing RELIGIOUS discrimination/harassment:
Events by Person Responsible**

		Host country family member	Other
		Responsible	Responsible
Religious H/D	Once		
	2-5 times	1	
	6-10 times		
	11-25 times	1	
	26+ times		
	Total PCVs	2	

NOTE: Some PCVs provided the number of events without answering who was responsible.

G3: Volunteers experiencing SEXUAL ORIENTATION discrimination/harassment: Events by Number of Reports to PC

		Reported Sexual orientation H/D				
		Never	Once	2-5 times	6-10 times	11-25 times
Sexual orientation H/D	Once	3				
	2-5 times	4				
	6-10 times					
	11-25 times					
	26+ times					
	Total	7				

NOTE: Some PCVs provided the number of events without answering how many times they reported the event/s .

**G3: Volunteers experiencing SEXUAL ORIENTATION discrimination/harassment:
Events by Number of Reports to PC**

		Reported Sexual orientation H/D	
		26+ times	Total
Sexual orientation H/D	Once		3
	2-5 times		4
	6-10 times		
	11-25 times		
	26+ times		
	Total		7

NOTE: Some PCVs provided the number of events without answering how many times they reported the event/s .

G3: Volunteers experiencing SEXUAL ORIENTATION discrimination/harassment: Events by Person Responsible

		Stranger	Someone you know	Counterpart, supervisor, co-worker	Peace Corps Volunteer	Peace Corps staff
		Responsible	Responsible	Responsible	Responsible	Responsible
Sexual orientation H/D	Once					1
	2-5 times	3	2			
	6-10 times					
	11-25 times					
	26+ times					
	Total PCVs	3	2			1

NOTE: Some PCVs provided the number of events without answering who was responsible.

**G3: Volunteers experiencing SEXUAL ORIENTATION discrimination/harassment:
Events by Person Responsible**

		Host country family member	Other
		Responsible	Responsible
Sexual orientation H/D	Once		
	2-5 times	1	
	6-10 times		
	11-25 times		
	26+ times		
	Total PCVs	1	

NOTE: Some PCVs provided the number of events without answering who was responsible.

G3: Volunteers experiencing PHYSICAL SEXUAL harassment: Events by Number of Reports to PC

		Reported Sexual harassment (physical)				
		Never	Once	2-5 times	6-10 times	11-25 times
Sexual harassment (physical)	Once	5	5			
	2-5 times	9		2		
	6-10 times					

	11-25 times				
	26+ times				
	Total	14	5	2	

NOTE: Some PCVs provided the number of events without answering how many times they reported the event/s .

G3: Volunteers experiencing PHYSICAL SEXUAL harassment: Events by Number of Reports

to PC

		Reported Sexual harassment (physical)	
		26+ times	Total
Sexual harassment (physical)	Once		10
	2-5 times		11
	6-10 times		
	11-25 times		
	26+ times		
	Total		21

NOTE: Some PCVs provided the number of events without answering how many times they reported the event/s .

G3: Volunteers experiencing PHYSICAL SEXUAL harassment: Events by Person Responsible

		Stranger	Someone you	Counterpart,	Peace Corps
		Responsible	know	supervisor,	Volunteer
		Responsible	Responsible	Responsible	Responsible
Sexual harassment (physical)	Once	3	1	1	
	2-5 times	4	2		
	6-10 times				
	11-25 times				
	26+ times				
	Total PCVs	7	3	1	

NOTE: Some PCVs provided the number of events without answering who was responsible.

G3: Volunteers experiencing PHYSICAL SEXUAL harassment: Events by Person Responsible

		Peace Corps staff	Host country family	Other
		Responsible	Responsible	Responsible
Sexual harassment (physical)	Once			2

	2-5 times			
	6-10 times			
	11-25 times			
	26+ times			
	Total PCVs			2

NOTE: Some PCVs provided the number of events without answering who was responsible.

G3: Volunteers experiencing VERBAL SEXUAL harassment: Events by Number of Reports to PC

		Reported Sexual harassment (verbal)				
		Never	Once	2-5 times	6-10 times	11-25 times
Sexual harassment (verbal)	Once	10	4			
	2-5 times	13	1	1		
	6-10 times	5				
	11-25 times	3				
	26+ times	2				
	Total	33	5	1		

NOTE: Some PCVs provided the number of events without answering how many times they reported the event/s .

G3: Volunteers experiencing VERBAL SEXUAL harassment: Events by Number of Reports to PC

		Reported Sexual harassment (verbal)	
		26+ times	Total
Sexual harassment (verbal)	Once		14
	2-5 times		15
	6-10 times		5
	11-25 times		3
	26+ times		2
	Total		39

NOTE: Some PCVs provided the number of events without answering how many times they reported the event/s .

G3: Volunteers experiencing VERBAL SEXUAL harassment: Events by Person Responsible

		Stranger	Someone you know	Counterpart, supervisor, co-worker	Peace Corps Volunteer
		Responsible	Responsible	Responsible	Responsible
Sexual harassment (verbal)	Once	7		1	1
	2-5 times	8	2	1	
	6-10 times	3	2		
	11-25 times	1			
	26+ times	2	1		1
	Total PCVs	21	5	2	2

NOTE: Some PCVs provided the number of events without answering who was responsible.

G3: Volunteers experiencing VERBAL SEXUAL harassment: Events by Person Responsible

		Peace Corps staff	Host country family member	Other
		Responsible	Responsible	Responsible
Sexual harassment (verbal)	Once	1	1	
	2-5 times			
	6-10 times			
	11-25 times			
	26+ times			
	Total PCVs	1	1	

NOTE: Some PCVs provided the number of events without answering who was responsible.

G4: Please indicate the number of times you experienced the following types of crimes: PERCENTAGES

	None	Once	2-5 times	6-10 times	11-25 times	26+ times	Total
Buglary	93%	5%	2%				186
Theft	82%	14%	4%				192
Robbery	98%	2%					180
Physical assault	96%	4%					182
Aggravated assault	100%						180
Sexual assault	97%	3%	1%				183
Rape	99%	1%					179

G4: Please indicate the number of times you experienced the following types of crimes: NUMBERS

	None	Once	2-5 times	6-10 times	11-25 times	26+ times	Total
Buglary	173	10	3				186
Theft	157	27	8				192
Robbery	177	3					180
Physical assault	174	8					182
Aggravated assault	180						180
Sexual assault	177	5	1				183
Rape	178	1					179
Attempted rape	179						179

G4: Volunteers experiencing BURGLARY: Events by Number of Reports to PC

		Buglary Reported						
		Never	Once	2-5 times	6-10 times	11-25 times	26+ times	Total
Buglary	Once		10					10
	2-5 times	1		2				3
	6-10 times							
	11-25 times							
	26+ times							
	Total	1	10	2				13

NOTE: Some PCVs provided the number of events without answering how many times they reported the event/s .

G4: Volunteers experiencing BURGLARY: Events by Person Responsible

		Stranger	Someone you know	Counterpart, supervisor, co-worker	Peace Corps Volunteer	Peace Corps staff
		Responsible	Responsible	Responsible	Responsible	Responsible
Buglary	Once	1				
	2-5 times				1	
	6-10 times					
	11-25 times					
	26+ times					
	Total PCVs	1			1	

NOTE: Some PCVs provided the number of events without answering who was responsible.

G4: Volunteers experiencing BURGLARY: Events by Person

Responsible

		Host country family member	Other
		Responsible	Responsible
Burglary	Once	1	
	2-5 times	1	
	6-10 times		
	11-25 times		
	26+ times		
	Total PCVs	2	

NOTE: Some PCVs provided the number of events without answering who was responsible.

G4: Volunteers experiencing THEFT: Events by Number of Reports to PC

		Theft Reported						Total
		Never	Once	2-5 times	6-10 times	11-25 times	26+ times	
Theft	Once	10	17					27
	2-5 times	2	3	2				7
	6-10 times							
	11-25 times							
	26+ times							
	Total	12	20	2				34

NOTE: Some PCVs provided the number of events without answering how many times they reported the event/s.

G4: Volunteers experiencing THEFT: Events by Person Responsible

		Stranger	Someone you know	Counterpart, supervisor, co-worker	Peace Corps Volunteer	Peace Corps staff
		Responsible	Responsible	Responsible	Responsible	Responsible
Theft	Once	14				
	2-5 times	5	1			
	6-10 times					

11-25 times					
26+ times					
Total PCVs	19	1			

NOTE: Some PCVs provided the number of events without answering who was responsible.

G4: Volunteers experiencing THEFT: Events by Person Responsible

		Host country family member	Other
		Responsible	Responsible
Theft	Once	1	2
	2-5 times		1
	6-10 times		
	11-25 times		
	26+ times		
	Total PCVs	1	3

NOTE: Some PCVs provided the number of events without answering who was responsible.

G4: Volunteers experiencing ROBBERY: Events by Number of Reports to PC

		Robbery Reported						Total
		Never	Once	2-5 times	6-10 times	11-25 times	26+ times	
Robbery	Once	1	2					3
	2-5 times							
	6-10 times							
	11-25 times							
	26+ times							
	Total	1	2					3

NOTE: Some PCVs provided the number of events without answering how many times they reported the event/s.

G4: Volunteers experiencing ROBBERY: Events by Person Responsible

		Stranger	Someone you know	Counterpart, supervisor, co-worker	Peace Corps Volunteer	Peace Corps staff
		Responsible	Responsible	Responsible	Responsible	Responsible

Robbery	Once	3			
	2-5 times				
	6-10 times				
	11-25 times				
	26+ times				
	Total PCVs	3			

NOTE: Some PCVs provided the number of events without answering who was responsible.

G4: Volunteers experiencing ROBBERY: Events by Person

Responsible

		Host country family member	Other
		Responsible	Responsible
Robbery	Once		
	2-5 times		
	6-10 times		
	11-25 times		
	26+ times		
	Total PCVs		

NOTE: Some PCVs provided the number of events without answering who was responsible.

G4: Volunteers experiencing PHYSICAL ASSAULT: Events by Number of Reports to PC

		Physical assault Reported						
		Never	Once	2-5 times	6-10 times	11-25 times	26+ times	Total
Physical assault	Once	3	5					8
	2-5 times							
	6-10 times							
	11-25 times							
	26+ times							
	Total	3	5					8

NOTE: Some PCVs provided the number of events without answering how many times they reported the event/s.

G4: Volunteers experiencing PHYSICAL ASSAULT: Events by Person Responsible

		Stranger	Someone you know	Counterpart, supervisor, co-worker	Peace Corps Volunteer	Peace Corps staff
		Responsible	Responsible	Responsible	Responsible	Responsible
Physical assault	Once	3				
	2-5 times					
	6-10 times					
	11-25 times					
	26+ times					
	Total PCVs	3				

NOTE: Some PCVs provided the number of events without answering who was responsible.

G4: Volunteers experiencing PHYSICAL ASSAULT: Events by Person

Responsible

		Host country family member	Other
		Responsible	Responsible
Physical assault	Once		
	2-5 times		
	6-10 times		
	11-25 times		
	26+ times		
	Total PCVs		

NOTE: Some PCVs provided the number of events without answering who was responsible.

G4: Volunteers experiencing AGGRAVATED ASSAULT: Events by Number of Reports to PC

		Aggravated assault Reported				
		Never	Once	2-5 times	6-10 times	11-25 times
Aggravated assault	Once					
	2-5 times					
	6-10 times					
	11-25 times					
	26+ times					
	Total					

G4: Volunteers experiencing AGGRAVATED ASSAULT: Events by Number of Reports to PC

		Aggravated assault Reported				
		Never	Once	2-5 times	6-10 times	11-25 times
Aggravated assault	Once					
	2-5 times					
	6-10 times					
	11-25 times					
	26+ times					
	Total					

NOTE: Some PCVs provided the number of events without answering how many times they reported the event/s.

G4: Volunteers experiencing AGGRAVATED ASSAULT: Events by Number of Reports to PC

		Aggravated assault Reported	
		26+ times	Total
Aggravated assault	Once		
	2-5 times		
	6-10 times		
	11-25 times		
	26+ times		
	Total		

NOTE: Some PCVs provided the number of events without answering how many times they reported the event/s.

G4: Volunteers experiencing AGGRAVATED ASSAULT: Events by Person Responsible

		Stranger	Someone you know	Counterpart, supervisor, co-worker	Peace Corps Volunteer	Peace Corps staff
		Responsible	Responsible	Responsible	Responsible	Responsible
Aggravated assault	Once					
	2-5 times					
	6-10 times					
	11-25 times					
	26+ times					
	Total PCVs					

G4: Volunteers experiencing AGGRAVATED ASSAULT: Events by Person Responsible

		Stranger	Someone you know	Counterpart, supervisor, co-worker	Peace Corps Volunteer	Peace Corps staff
		Responsible	Responsible	Responsible	Responsible	Responsible
Aggravated assault	Once					
	2-5 times					
	6-10 times					
	11-25 times					
	26+ times					
	Total PCVs					

NOTE: Some PCVs provided the number of events without answering who was responsible.

G4: Volunteers experiencing AGGRAVATED ASSAULT: Events by Person Responsible

		Host country family member	Other
		Responsible	Responsible
Aggravated assault	Once		
	2-5 times		
	6-10 times		
	11-25 times		
	26+ times		
	Total PCVs		

NOTE: Some PCVs provided the number of events without answering who was responsible.

G4: Volunteers experiencing SEXUAL ASSAULT: Events by Number of Reports to PC

		Sexual assault Reported						Total
		Never	Once	2-5 times	6-10 times	11-25 times	26+ times	
Sexual assault	Once	3	2					5
	2-5 times	1						1
	6-10 times							
	11-25 times							
	26+ times							

Total	4	2				6
-------	---	---	--	--	--	---

NOTE: Some PCVs provided the number of events without answering how many times they reported the event/s.

G4: Volunteers experiencing SEXUAL ASSAULT: Events by Person Responsible

		Stranger	Someone you know	Counterpart, supervisor, co-worker	Peace Corps Volunteer	Peace Corps staff
		Responsible	Responsible	Responsible	Responsible	Responsible
Sexual assault	Once	2	1			
	2-5 times					
	6-10 times					
	11-25 times					
	26+ times					
	Total PCVs	2	1			

NOTE: Some PCVs provided the number of events without answering who was responsible.

G4: Volunteers experiencing SEXUAL ASSAULT: Events by Person

Responsible

		Host country family member	Other
		Responsible	Responsible
Sexual assault	Once		
	2-5 times		
	6-10 times		
	11-25 times		
	26+ times		
	Total PCVs		

NOTE: Some PCVs provided the number of events without answering who was responsible.

G4: Volunteers experiencing RAPE: Events by Number of Reports to PC

		Rape Reported						
		Never	Once	2-5 times	6-10 times	11-25 times	26+ times	Total
Rape	Once		1					1

2-5 times							
6-10 times							
11-25 times							
26+ times							
Total		1					1

NOTE: Some PCVs provided the number of events without answering how many times they reported the event/s .

G4: Volunteers experiencing RAPE: Events by Person Responsible

		Stranger Responsible	Someone you know Responsible	Counterpart, supervisor, co-worker Responsible	Peace Corps Volunteer Responsible	Peace Corps staff Responsible
Rape	Once		1			
	2-5 times					
	6-10 times					
	11-25 times					
	26+ times					
	Total PCVs		1			

NOTE: Some PCVs provided the number of events without answering who was responsible.

G4: Volunteers experiencing RAPE: Events by Person Responsible

		Host country family member Responsible	Other Responsible
Rape	Once		
	2-5 times		
	6-10 times		
	11-25 times		
	26+ times		
	Total PCVs		

NOTE: Some PCVs provided the number of events without answering who was responsible.

G4: Volunteers experiencing ATTEMPTED RAPE: Events by Number of Reports to PC

		Attempted rape Reported						Total
		Never	Once	2-5 times	6-10 times	11-25 times	26+ times	
Attempted rape	Once							
	2-5 times							
	6-10 times							
	11-25 times							
	26+ times							
	Total							

NOTE: Some PCVs provided the number of events without answering how many times they reported the event/s .

G4: Volunteers experiencing ATTEMPTED RAPE: Events by Person Responsible

		Stranger	Someone you know	Counterpart, supervisor, co-worker	Peace Corps Volunteer	Peace Corps staff
		Responsible	Responsible	Responsible	Responsible	Responsible
Attempted rape	Once					
	2-5 times					
	6-10 times					
	11-25 times					
	26+ times					
	Total PCVs					

NOTE: Some PCVs provided the number of events without answering who was responsible.

G4: Volunteers experiencing ATTEMPTED RAPE: Events by Person Responsible

		Host country family member	Other
		Responsible	Responsible
Attempted rape	Once		
	2-5 times		
	6-10 times		
	11-25 times		
	26+ times		
	Total PCVs		

G4: Volunteers experiencing ATTEMPTED RAPE: Events by Person

Responsible

		Host country family member	Other
		Responsible	Responsible
Attempted rape	Once		
	2-5 times		
	6-10 times		
	11-25 times		
	26+ times		
	Total PCVs		

NOTE: Some PCVs provided the number of events without answering who was responsible.

H. Volunteers Working in HIV/AIDS

This section reports Volunteers' level of involvement in HIV/AIDS work. It also reports Volunteers' assessment of their Peace Corps HIV/AIDS training and the perceived effectiveness of their HIV/AIDS work with host country individuals or groups.

H1: Which of the following best describes your involvement in HIV/AIDS activities?

	Percent	Number
HIV/AIDS work is my primary assignment.	5%	11
HIV/AIDS work is part of my secondary activities.	34%	80
My HIV/AIDS efforts are not part of primary/secondary activities.	21%	50
I have not been involved in any HIV/AIDS activities.	40%	94
Total	100%	235

H2: How effective was the PC training you received in preparing you to undertake your HIV/AIDS activities?

	Not effective	Poor	Adequate	Effective	Very effective	NA	Total
H2	2%	5%	28%	26%	30%	8%	167

H2: How effective was the PC training you received in preparing you to undertake your HIV/AIDS activities? (excluding the "NA" responses)

	Not effective	Poor	Adequate	Effective	Very effective	Total
H2	3%	5%	31%	29%	33%	153

H3: In working with HC individuals or groups, how would you rate the effectiveness of your specific HIV/AIDS activities?

	Seldom effective	Sometimes effective	Often effective	Almost always effective	Don't know	Total
H3	2%	29%	25%	10%	33%	164

H3: In working with HC individuals or groups, how would you rate the effectiveness of your specific HIV/AIDS activities? (excluding both the "NA" and the H1="No involvement in HIV/AIDS activities" responses)

	Seldom effective	Sometimes effective	Often effective	Almost always effective	Total
H3	3%	44%	38%	16%	108

NOTE: See Open-Ended Responses Report for PCV explanations and examples of their H3 answers)

I. Your Life in the Peace Corps

This section reports Volunteers' descriptions of and adjustments to their living conditions, including stress factors and how Volunteers cope with stress.

I1: Have you lived with a host country individual or family?

	Percent	Number
No, I have never lived with a HC individual or family.	1%	3
Yes, I lived with a HC individual or family only during PST.	68%	162
Yes, in my community (not during PST).	1%	3
Yes, both during PST and later in my community.	30%	72
Total	100%	240

I1: How long (in months) have you lived with a host country individual or family?

	1 month	2	3	4	5	6	7-11	12-16	17-26
PST Only		22%	78%						
Post-PST	100%								
PST & Later	4%		6%	25%	9%	7%	31%	9%	7%

I1: How long (in months) have you lived with a host country individual or family?

	27+ mos	Total
PST Only		153
Post-PST		3
PST & Later		67

I2: How often do you interact with HCNs in community/family social events?

	Daily	Several times a week	Weekly	Several times a month	Monthly	Less than once a month	Total
I2	29%	22%	14%	15%	13%	6%	238

I3: How integrated into your community do you feel now?

	Not at all	Minimally	Adequately	Considerably	Exceptionally	Total
I3	2%	20%	38%	28%	13%	238

I4a: Do you have the following at your worksite?

	Never	Sometimes	Usually	Always	Total
Electricity		9%	37%	54%	239
Running water	6%	15%	35%	44%	239

I4b: Do you have the following at your residence?

	Never	Sometimes	Usually	Always	Total
Electricity		9%	41%	50%	237

I4b: Do you have the following at your residence?

	Never	Sometimes	Usually	Always	Total
Electricity		9%	41%	50%	237
Running water	2%	20%	44%	33%	237

I5: How often do you have access to--?

	Not at all	Less than monthly	Monthly	Weekly	Daily	Total
Landline phone	36%	3%	0%	6%	55%	239
Computer			0%	5%	95%	240
Internet		0%	1%	19%	80%	240
Cell phone (voice)					100%	240
Text messaging	0%		0%	0%	99%	240
Voice over internet, e.g., SKYPE	13%	8%	8%	12%	59%	239
Webcam/internet video	21%	9%	8%	11%	51%	240

I6: Where do you most frequently connect to the Internet?

	Your residence	At work	Another person's home	Internet cafe	PC office/satellite office	Other: Please specify	Total
I6	70%	12%	2%	10%	0%	6%	239

16.TEXT: Description of "other" location to connect to Internet

	Percent	Number
--	---------	--------

Open-ended results. Not responsive to request.

Open-ended results. Not responsive to request.

Total	100%	240
-------	------	-----

I7: How long do you travel to access the internet using your typical transport method (one-way trip)?

	Less than one hour	One to two hours	From two to four hours	Four to eight hours	More than eight hours	Total
I7	96%	3%		0%		226

Percent of Volunteers Traveling to/from Internet Connection in One Day (I8) by Travel Time (I7)

		I8 Return same day from traveling to Internet connection?		
		Yes	No	Total
I7 Typical time to reach Internet connection	Less than one hour	97%		213
	One to two hours	3%		7
	From two to four hours			
	Four to eight hours		100%	1
	More than eight hours			
	Total	100%	100%	221

Number of Volunteers Traveling to/from Internet Connection in One Day (I8) by Travel Time (I7)

		I8 Return same day from traveling to Internet connection?		
		Yes	No	Total
I7 Typical time to reach Internet connection	Less than one hour	213		213
	One to two hours	7		7
	From two to four hours			

	Four to eight hours		1	1
	More than eight hours			
	Total	220	1	221

I9: Have you participated in the Coverdell World Wide Schools/Correspondence Match (CWWS/CM)?

	Yes - Please describe your activities/interaction with CWWS/CM	No - Please describe your reason(s) for not participating	Total
I9	32%	68%	235

NOTE: See the Open-Ended Responses Report for PCV descriptions of participation and reasons for not participating.

I10: To what extent do the following create stress and/or emotional health issues for you?

	Not at all stressful	Minimally stressful	Moderately stressful	Considerably stressful
Cultural issues	11%	38%	34%	13%
Dealing with violence in country	45%	30%	7%	3%
Health/medical problems	28%	42%	20%	5%
Issues including family, friends, loved ones in U.S.	17%	37%	28%	15%
Isolation/loneliness	17%	36%	26%	15%
Local language	5%	26%	41%	23%
Primary assignment	14%	31%	29%	15%
Romantic relationships in-country	41%	19%	5%	3%
Interactions with other Volunteers	58%	29%	7%	3%
Interactions with PC Staff	55%	31%	9%	2%
Safety and security	48%	39%	8%	3%
Other: Please specify below	3%	4%	5%	6%

I10: To what extent do the following create stress and/or emotional health issues for you?

	Exceptionally stressful	NA	Total
Cultural issues	3%	1%	240
Dealing with violence in country	1%	14%	238

Health/medical problems	1%	4%	240
Issues including family, friends, loved ones in U.S.	3%	1%	240
Isolation/loneliness	5%	1%	240
Local language	4%	0%	239
Primary assignment	10%	1%	240
Romantic relationships in-country	1%	31%	240
Interactions with other Volunteers	2%	1%	240
Interactions with PC Staff	1%	2%	239
Safety and security	0%	1%	238
Other: Please specify below	4%	77%	94

110: To what extent do the following create stress and/or emotional health issues for you? (excluding "NA" responses)

	Not at all stressful	Minimally stressful	Moderately stressful	Considerably stressful
Cultural issues	11%	38%	34%	13%
Dealing with violence in country	52%	35%	8%	4%
Health/medical problems	29%	44%	21%	5%
Issues including family, friends, loved ones in U.S.	17%	37%	28%	16%
Isolation/loneliness	17%	36%	26%	15%
Local language	5%	26%	42%	23%
Primary assignment	14%	31%	29%	16%
Romantic relationships in-country	59%	28%	7%	4%
Interactions with other Volunteers	58%	30%	7%	3%
Interactions with PC Staff	56%	32%	9%	2%
Safety and security	49%	40%	8%	3%
Other: Please specify below	14%	18%	23%	27%

110: To what extent do the following create stress and/or emotional health issues for you? (excluding "NA" responses)


	Exceptionally stressful	Total
Cultural issues	3%	238
Dealing with violence in country	1%	205
Health/medical problems	1%	230

Issues including family, friends, loved ones in U.S.	3%	238
Isolation/loneliness	5%	237
Local language	4%	238
Primary assignment	10%	238
Romantic relationships in-country	2%	166
Interactions with other Volunteers	2%	237
Interactions with PC Staff	1%	235
Safety and security	0%	235
Other: Please specify below	18%	22

I10.TEXT: Description of "other" stress factor

	Percent	Number
--	---------	--------

Open-ended results. Not responsive to request.



Open-ended results. Not responsive to request.

Total	100%	240
-------	------	-----

NOTE: Long PCV descriptions of "other" factors may have be cut off in this table. The complete text is available upon request from OSIRP.

I11: Please mark all of the typical ways in which you cope with stress.

	PCV Responses	% Using This Stress Reducer	Total PCVs Responding
Friends/family in U.S.	215	93%	
Pursue personal hobbies/interests	200	87%	
PCVs outside my community	188	81%	
Participate in sports/exercise	180	78%	
Leave community for a time	136	59%	
Co-workers/friends (not PCVs)	135	58%	
PCVs in my community	112	48%	
Get involved in other projects	101	44%	
Meditate	67	29%	
Pray	47	20%	
My host family	45	19%	
PC in-country staff	35	15%	
Other activities	20	9%	
Others	7	3%	
Office of Special Services	3	1%	
Peer Support Network	3	1%	
Attend individual/group counseling	2	1%	
Total			231

*Percents total to more than 100% since Volunteers were asked to "mark all that apply."

I11: Others I talk with to reduce stress

	Percent	Number
--	---------	--------

Open-ended results. Not responsive to request.

Open-ended results. Not responsive to request.

Total	100%	240
-------	------	-----

I11: Other activities to reduce stress

	Percent	Number
--	---------	--------

Open-ended results. Not responsive to request.

Total	100%	240
-------	------	-----

I8: When asked about ways of coping with stress, Volunteers who answered "No stress"

	NA	Yes, I have no stress	Total
--	----	-----------------------	-------

I8: When asked about ways of coping with stress, Volunteers who answered "No stress"

	NA	Yes, I have no stress	Total
I11.NOSTRESS	97%	3%	240

J. Overall Assessment of Your Peace Corps Service

This section reports Volunteers' level of satisfaction with their Peace Corps service and their expectations about completing their service.

J1: How personally rewarding do you find your--?

	Not at all	Minimally	Adequately	Considerably	Exceptionally	Total
Overall Peace Corps service		5%	32%	40%	23%	237
Community involvement	1%	11%	36%	35%	17%	236
Experience with other Volunteers	1%	8%	28%	43%	20%	236
Work with counterparts/community partners	4%	12%	31%	38%	15%	236
Experience with other host country nationals	0%	6%	24%	44%	26%	236

NOTE: See the Open-Ended Responses Report for PCV comments on J7 "What has been the best aspect of your PC service?"

J2: Today, would you make the same decision to join the Peace Corps?

	No	Probably not	Possibly	Probably	Definitely	Total
J2	0%	3%	6%	22%	69%	237

J3: Would you recommend Peace Corps service to others you think are qualified?

	No	Probably not	Possibly	Probably	Definitely	Total
J3	1%	3%	6%	19%	71%	238

J4: Do you intend to complete your Peace Corps service?

2010 Annual Volunteer Survey: UKRAINE

For internal use only; do not distribute without Peace Corps authorization.

	No	Not sure	Yes	Might extend	Total
J4	0%	2%	66%	32%	238

J5: Would your host country benefit most if the Peace Corps program was---

	Discontinued	Reduced	Refocused/redesigned	Maintained as is	Expanded	Total
J5	1%	5%	47%	30%	18%	237

NOTE: See the Open-Ended Responses Report for PCV comments on J6 "How can the PC better address the needs of your host country?"

K. Demographics and Factors Affecting Extensions

This section reports on the age and gender of all respondents. It also reports on the importance Volunteers place on various factors that may influence their decision to extend or not extend their service beyond two years. Volunteers who answered that they either were considering an extension or were already serving beyond two years were asked to rate nine "motivating" factors and nine "challenging" factors. Volunteers could also write in any of their own motivating or challenging factors not included in the list.

K1: What is your age?

	20-29	30-49	50+	Total
AGE3grp	72%	10%	18%	236

K2: What is your gender?

	Female	Male	Total
GENDER	65%	35%	236

Other demographic tables are available upon request

K8: Are you considering a 3rd year extension?

	Percent	Number
No	52%	124
May extend beyond my original COS date	45%	106
I am now serving beyond my original COS date	3%	7

K8: Are you considering a 3rd year extension?

	Percent	Number
No	52%	124
May extend beyond my original COS date	45%	106
I am now serving beyond my original COS date	3%	7
Total	100%	237

Ext Q1: Comparison of Reasons for Extending by Importance to PCVs Who May Extend Beyond COS

	Not Important	Somewhat important	Important	NA	Total
Ability to partner with an NGO and/or government counterpart	31%	17%	42%	10%	105
Additional financial compensation (higher living allowance, etc.)	19%	26%	53%	2%	106
Flexibility to design my extension assignment	13%	26%	58%	3%	106
Opportunity for more substantive work	8%	24%	61%	7%	106
Opportunity to finish or be more productive in my project	5%	21%	71%	4%	106
Opportunity to serve in a different site, country or project	47%	22%	29%	3%	105
Opportunity to take on additional responsibilities with PC at post	30%	28%	36%	6%	106
Recognition of excellent performance	42%	24%	29%	6%	106
Support from local Peace Corps staff	25%	28%	43%	3%	106
Other: Please specify below	2%		15%	83%	41

NOTE: This table includes only PCVs who answered K8="May extend beyond my original COS date"

Ext Q1: Comparison of Reasons for Extending by Importance to PCVs Serving an Extension

	Not Important	Somewhat important	Important	NA	Total
Ability to partner with an NGO and/or government counterpart		29%	71%		7
Additional financial compensation (higher living allowance, etc.)		57%	43%		7
Flexibility to design my extension assignment		14%	71%	14%	7

Opportunity for more substantive work		14%	86%		7
Opportunity to finish or be more productive in my project		14%	86%		7
Opportunity to serve in a different site, country or project		29%	29%	43%	7
Opportunity to take on additional responsibilities with PC at post	29%	43%	29%		7
Recognition of excellent performance	67%	17%	17%		6
Support from local Peace Corps staff	29%	43%	29%		7
Other: Please specify below			50%	50%	2

NOTE: This table includes only PCVs who answered K8="Now serving beyond my original COS date"

Ext Q1: Comparison of Reasons for Extending by Importance to PCVs Who May Extend and PCVs Serving an Extension (excluding all "NA" responses)

	Are you considering a 3rd year extension?			
	May extend beyond my original COS date			
	Not Important	Somewhat important	Important	Total
Ability to partner with an NGO and/or government counterpart	35%	19%	46%	95
Additional financial compensation (higher living allowance, etc.)	19%	27%	54%	104
Flexibility to design my extension assignment	14%	27%	59%	103
Opportunity for more substantive work	9%	25%	66%	99
Opportunity to finish or be more productive in my project	5%	22%	74%	102
Opportunity to serve in a different site, country or project	48%	23%	29%	102
Opportunity to take on additional responsibilities with PC at post	32%	30%	38%	100
Recognition of excellent performance	44%	25%	31%	100
Support from local Peace Corps staff	26%	29%	45%	103
Other: Please specify below	14%		86%	7

NOTE: See Open-Ended Responses Report for "other" reasons for extending beyond COS

Ext Q1: Comparison of Reasons for Extending by Importance to PCVs Who May Extend and PCVs Serving an Extension (excluding all "NA" responses)

	Are you considering a 3rd year extension?
	I am now serving beyond my original COS date

	Not Important	Somewhat important	Important	Total
Ability to partner with an NGO and/or government counterpart		29%	71%	7
Additional financial compensation (higher living allowance, etc.)		57%	43%	7
Flexibility to design my extension assignment		17%	83%	6
Opportunity for more substantive work		14%	86%	7
Opportunity to finish or be more productive in my project		14%	86%	7
Opportunity to serve in a different site, country or project		50%	50%	4
Opportunity to take on additional responsibilities with PC at post	29%	43%	29%	7
Recognition of excellent performance	67%	17%	17%	6
Support from local Peace Corps staff	29%	43%	29%	7
Other: Please specify below			100%	1

NOTE: See Open-Ended Responses Report for "other" reasons for extending beyond COS

Ext Q2: Comparison of Reasons for Not Extending by Importance to PCVs Who May Serve Beyond COS

	Not Important	Somewhat important	Important	NA	Total
Adjustment to new country or site	40%	20%	27%	13%	104
Bureaucratic challenges related to extension process	27%	31%	33%	10%	104
Delaying the pursuit of professional/educational opportunities	29%	29%	35%	8%	104
Family and personal reasons	13%	32%	50%	5%	104
Feeling that I am ready to go home	13%	29%	52%	7%	104
Fellow Volunteers are leaving/have left	43%	32%	17%	8%	103
Lack of information about/difficulty defining the 3rd year extension role	39%	29%	22%	10%	103
Lack of professional development opportunities	31%	33%	28%	9%	104
Lack of support from Peace Corps staff	34%	31%	21%	14%	104
Other: Please specify below	3%		15%	82%	33

NOTE: This table includes only PCVs who answered K8="May extend beyond my original COS date"

Ext Q2: Comparison of Reasons for Not Extending by Importance to PCVs Serving Beyond COS

	Not Important	Somewhat important	Important	NA	Total
Adjustment to new country or site	29%	14%	29%	29%	7
Bureaucratic challenges related to extension process	29%	14%	29%	29%	7
Delaying the pursuit of professional/educational opportunities	29%	14%	43%	14%	7
Family and personal reasons	14%	14%	57%	14%	7
Feeling that I am ready to go home	14%	29%	43%	14%	7
Fellow Volunteers are leaving/have left	29%	43%	14%	14%	7
Lack of information about/difficulty defining the 3rd year extension role	43%		29%	29%	7
Lack of professional development opportunities	14%		71%	14%	7
Lack of support from Peace Corps staff	14%	14%	57%	14%	7
Other: Please specify below			33%	67%	3

NOTE: This table includes only PCVs who answered K8="Now serving beyond my original COS date"

Ext Q2: Comparison of Reasons for Not Extending by Importance to PCVs Who May Extend and PCVs Serving an Extension (excluding all "NA" responses)

	Are you considering a 3rd year extension?			
	May extend beyond my original COS date			
	Not Important	Somewhat important	Important	Total
Adjustment to new country or site	46%	23%	31%	91
Bureaucratic challenges related to extension process	30%	34%	36%	94
Delaying the pursuit of professional/educational opportunities	31%	31%	38%	96
Family and personal reasons	14%	33%	53%	99
Feeling that I am ready to go home	13%	31%	56%	97
Fellow Volunteers are leaving/have left	46%	35%	19%	95
Lack of information about/difficulty defining the 3rd year extension role	43%	32%	25%	93
Lack of professional development opportunities	34%	36%	31%	95
Lack of support from Peace Corps staff	39%	36%	25%	89
Other: Please specify below	17%		83%	6

Ext Q2: Comparison of Reasons for Not Extending by Importance to PCVs Who May Extend and PCVs Serving an Extension (excluding all "NA" responses)

	Are you considering a 3rd year extension?			
	May extend beyond my original COS date			
	Not Important	Somewhat important	Important	Total
Adjustment to new country or site	46%	23%	31%	91
Bureaucratic challenges related to extension process	30%	34%	36%	94
Delaying the pursuit of professional/educational opportunities	31%	31%	38%	96
Family and personal reasons	14%	33%	53%	99
Feeling that I am ready to go home	13%	31%	56%	97
Fellow Volunteers are leaving/have left	46%	35%	19%	95
Lack of information about/difficulty defining the 3rd year extension role	43%	32%	25%	93
Lack of professional development opportunities	34%	36%	31%	95
Lack of support from Peace Corps staff	39%	36%	25%	89
Other: Please specify below	17%		83%	6

NOTE: See Open-Ended Responses Report for "other" reasons for not extending beyond COS

Ext Q2: Comparison of Reasons for Not Extending by Importance to PCVs Who May Extend and PCVs Serving an Extension (excluding all "NA" responses)

	Are you considering a 3rd year extension?			
	I am now serving beyond my original COS date			
	Not Important	Somewhat important	Important	Total
Adjustment to new country or site	40%	20%	40%	5
Bureaucratic challenges related to extension process	40%	20%	40%	5
Delaying the pursuit of professional/educational opportunities	33%	17%	50%	6
Family and personal reasons	17%	17%	67%	6
Feeling that I am ready to go home	17%	33%	50%	6
Fellow Volunteers are leaving/have left	33%	50%	17%	6
Lack of information about/difficulty defining the 3rd year extension role	60%		40%	5
Lack of professional development opportunities	17%		83%	6
Lack of support from Peace Corps staff	17%	17%	67%	6
Other: Please specify below			100%	1

Ext Q2: Comparison of Reasons for Not Extending by Importance to PCVs Who May Extend and PCVs Serving an Extension (excluding all "NA" responses)

	Are you considering a 3rd year extension?			
	I am now serving beyond my original COS date			
	Not Important	Somewhat important	Important	Total
Adjustment to new country or site	40%	20%	40%	5
Bureaucratic challenges related to extension process	40%	20%	40%	5
Delaying the pursuit of professional/educational opportunities	33%	17%	50%	6
Family and personal reasons	17%	17%	67%	6
Feeling that I am ready to go home	17%	33%	50%	6
Fellow Volunteers are leaving/have left	33%	50%	17%	6
Lack of information about/difficulty defining the 3rd year extension role	60%		40%	5
Lack of professional development opportunities	17%		83%	6
Lack of support from Peace Corps staff	17%	17%	67%	6
Other: Please specify below			100%	1

NOTE: See Open-Ended Responses Report for "other" reasons for not extending beyond COS