

2019 Country Profile

Fiji

Quick Facts

104 Volunteer and trainees served in Fiji

Of those, **72** were females and **32** were males.

10 crime victimizations were documented.

60% were reported by females.

The most commonly reported crime was **Non-Aggravated Sexual Assault**.

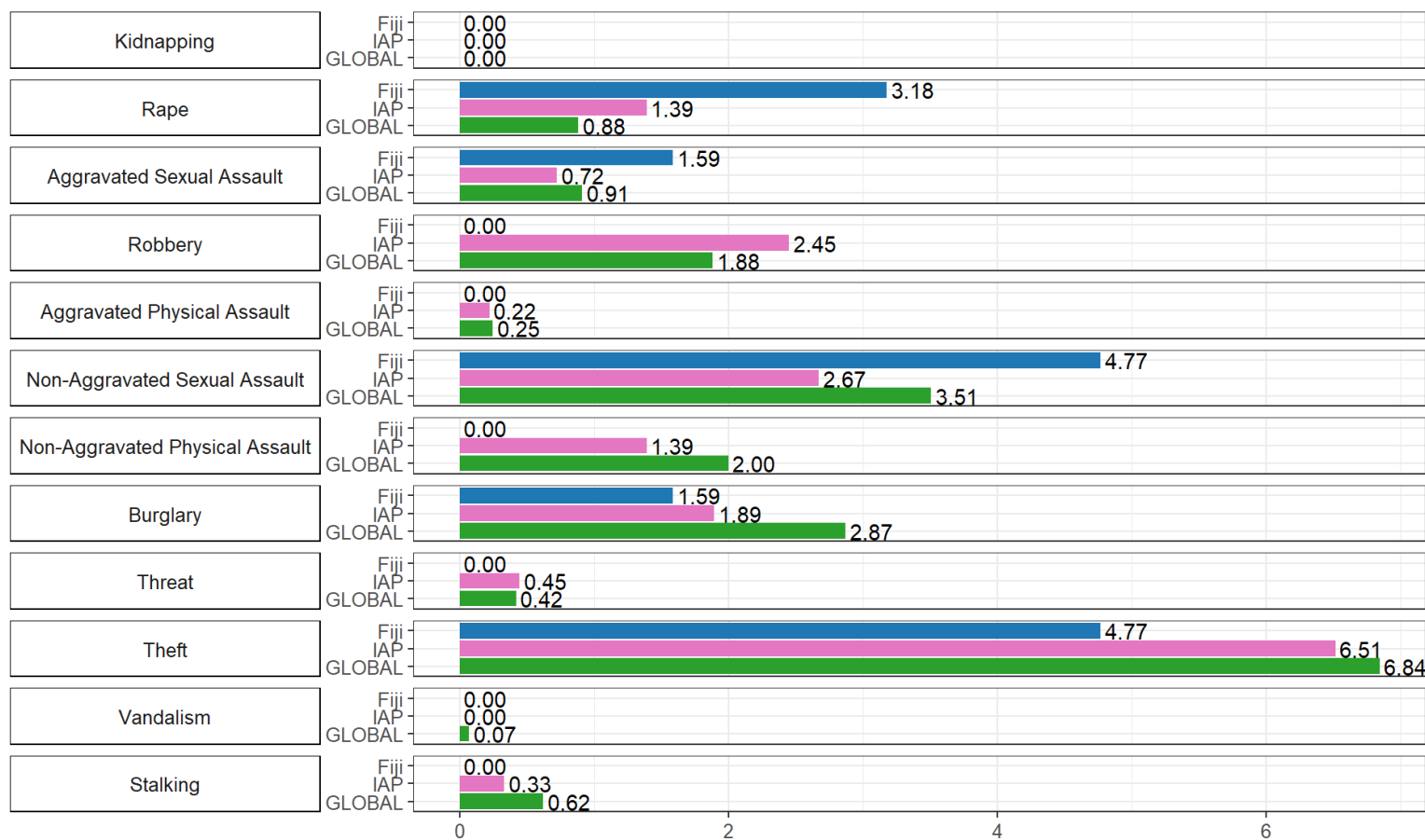
The most commonly reported serious crime was **Rape**.

1 crime victimization(s) resulted in injuries to Volunteers.

50% of victimizations occurred outside of the area where Volunteers/trainees live or work.

In **70%** of crime victimizations, Volunteers/trainees were alone, without a companion or friend.

Incidence Rate of Reported Crime Victimizations per 100 Volunteer-Trainee Years, 2019



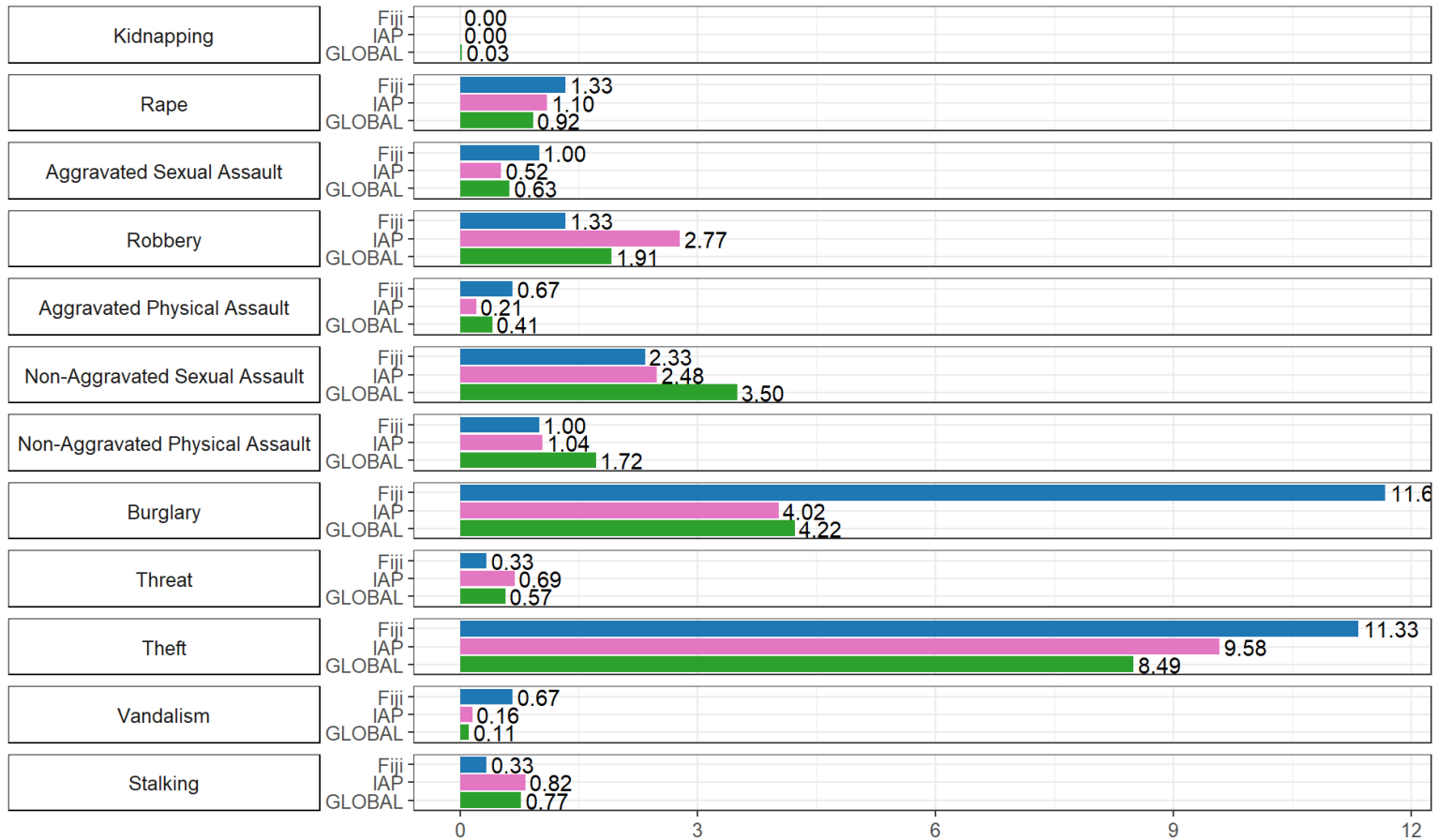
NOTES AND DEFINITIONS (For detailed methodology and definitions, please refer to the 2019 Annual Report of Crimes against Volunteers at [peacecorps.gov](https://www.peacecorps.gov).)

* Since numerous reports of sexual assault are communicated to the Peace Corps up to a year after the incident, 2019 counts and incidence rates of rape, aggravated sexual assault and non-aggravated sexual assault cannot be compared directly with 2018 counts and incidence rates of other reported crime victimizations.

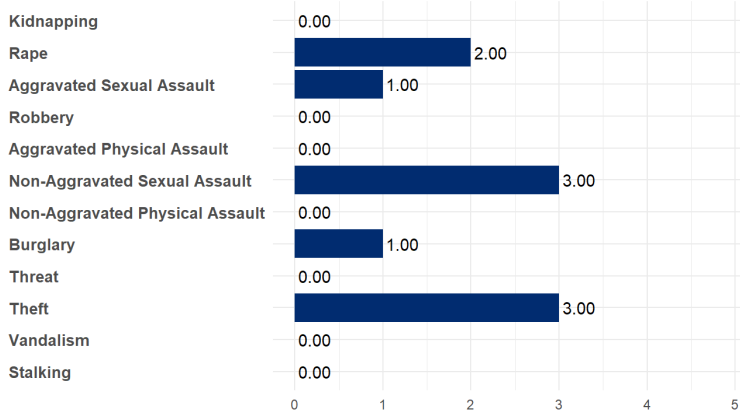
Crime victimization is a count of how many times, collectively, Peace Corps Volunteers/trainees became victims of crime. If one person was a victim in three crime incidents, it counts as three victimizations. If three people were victims in one crime incident, it also counts as three victimizations. Crime victimizations are ranked on a hierarchy ranging from vandalism (least severe) to homicide of a Volunteer (most severe). There were no homicides since 2010.

The incidence rate is the number of reported victimizations per population at risk adjusted for the length of stay in a given time period. Volunteer-trainee years are the number of Volunteers and trainees adjusted for the length of service of each Volunteer during the year. If one Volunteer served for the entire 12 months of the year, this Volunteer is counted as one Volunteer-trainee year. If 12 Volunteers served one month each, these Volunteers are counted as one Volunteer-trainee year.

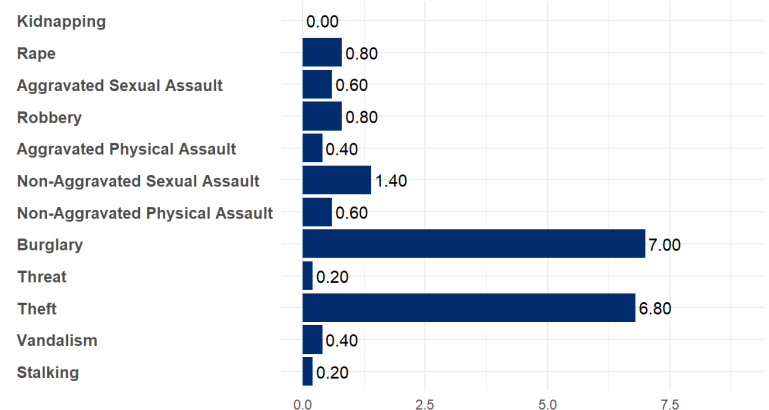
Average Incidence Rate of Reported Crime Victimization per 100 Volunteer-Trainee Years, 2014-2018



Number of Crime Victimization in Fiji, 2019



Average Number of Crime Victimization in Fiji, 2014-2018



* Since numerous reports of sexual assault are communicated to the Peace Corps up to a year after the incident, 2019 counts and incidence rates of rape, aggravated sexual assault and non-aggravated sexual assault cannot be compared directly with 2018 counts and incidence rates of other reported crime victimizations.

For the purposes of this report, homicide, kidnapping, rape, aggravated sexual assault, robbery, and aggravated physical assault are categorized as serious crime.

Five Year Averages are reported for all posts, if a post was not active for the entirety of the five year period then the average covers only those years when the post had Volunteers.

Source: Consolidated Incident Reporting System. Data retrieved on 05/27/2020 and are current as of that date. For detailed methodology and definitions, please refer to the 2019 Annual Report of Crimes against Volunteers at peacecorps.gov. For questions or comments regarding crime statistics presented in this document, contact the Peace Corps Office of Safety and Security at CIR@peacecorps.gov (mailto:CIR@peacecorps.gov).